SPECIAL MEETING OF THE BOARD OF DIRECTORS OF THE
MUNICIPAL WATER DISTRICT OF ORANGE COUNTY
Jointly with the
**PLANNING & OPERATIONS COMMITTEE**
18700 Ward Street, Conference Room 101, Fountain Valley, CA 92708
September 8, 2026, 8:30 a.m.

Teleconference Sites:
17420 Walnut Street, Fountain Valley, CA 92708
25652 Paseo De La Paz, San Juan Capistrano, CA 92675

**This meeting will be held in person at 18700 Ward Street, Fountain Valley, California, 92708 (Conference Room 101). As a convenience for the public, the meeting may also be accessed by Zoom Webinar and will be available by either computer or telephone audio as indicated below. Because this is an in-person meeting and the Zoom component is not required, but rather is being offered as a convenience, if there are any technical issues during the meeting, this meeting will continue and will not be suspended.**

**Computer Audio: You can join the Zoom meeting by clicking on the following link:**
https://zoom.us/j/8828665300

**Telephone Audio:** **(669) 900 9128**
**Webinar ID:** **882 866 5300#**

**P&O Committee:**
Director Seckel, Chair
Director McVicker
Director Yoo Schneider

Staff: H. De La Torre, M. Baum-Haley, A. Crespi, C. Busslinger, V. Osborn, K. Pham

**Ex Officio Member:** President Dick

---

MWDOC Committee meetings are noticed and held as joint meetings of the Committee and the entire Board of Directors, and all members of the Board of Directors may attend and participate in the discussion. Each Committee has designated Committee members, and other members of the Board are designated alternate committee members. If less than a quorum of the full Board is in attendance, the Board meeting will be adjourned for lack of a quorum and the meeting will proceed as a meeting of the Committee with those Committee members and alternate members in attendance acting as the Committee.

## ROLL CALL

## PUBLIC COMMENTS
Public comments on agenda items and items under the jurisdiction of the Committee should be made at this time.

## ITEMS RECEIVED TOO LATE TO BE AGENDIZED
Determine need and take action to agendize item(s), which arose subsequent to the posting of the Agenda. (Requires a unanimous vote of the Committee).

## ITEMS DISTRIBUTED TO THE BOARD LESS THAN 72 HOURS PRIOR TO THE MEETING
Pursuant to Government Code section 54957.5, non-exempt public records that relate to open session agenda items and are distributed to a majority of the Board less than 72 hours prior to the meeting will be available for public inspection in the lobby of the District's business office located at 18700 Ward Street, Fountain Valley, California 92708, during regular business hours. When practical, these public records will also be made available on the District's Internet Website, accessible at http://www.mwdoc.com.

## ACTION ITEMS

1. EXTENSION OF AN AGREEMENT WITH WESTERLY METER SERVICE COMPANY FOR CUSTOMER METER TESTING

2. AWARD OF AGREEMENT FOR EMERGENCY FUEL SUPPLY DELIVERY AND SUPPORT SERVICES

## INFORMATION ITEMS

3. METROPOLITAN ASSESSED VALUATION FOR MWDOC AND ORANGE COUNTY FOR FISCAL YEAR 2026-27

4. ENVIRONMENTAL SYSTEMS RESEARCH INSTITUTE (ESRI) GEOGRAPHIC INFORMATION SYSTEM (GIS) SOLE SOURCE

5. ORANGE COUNTY WATER SUMMIT FINAL UPDATE

6. PUBLIC AFFAIRS HIGHLIGHTS

7. DEPARTMENT ACTIVITIES REPORTS
   a. Ongoing MWDOC Reliability and Engineering/Planning Projects
   b. WEROC
   c. Water Use Efficiency
   d. Water Loss Control
   e. Public and Government Affairs

8. REVIEW OF ISSUES RELATED TO PLANNING OR ENGINEERING PROJECTS, WEROC, WATER USE EFFICIENCY, FACILITY AND EQUIPMENT MAINTENANCE, WATER STORAGE, WATER QUALITY, CONJUNCTIVE USE PROGRAMS, EDUCATION, PUBLIC AFFAIRS PROGRAMS AND EVENTS, PUBLIC INFORMATION PROJECTS, PUBLIC INFORMATION CONSULTANTS, DISTRICT FACILITIES, AND MEMBER AGENCY RELATIONS

## ADJOURNMENT

NOTE: At the discretion of the Committee, all items appearing on this agenda, whether or not expressly listed for action, may be deliberated, and may be subject to action by the Committee. On those items designated for Board action, the Committee reviews the items and makes a recommendation for final action to the full Board of Directors; final action will be taken by the Board of Directors. Agendas for Committee and Board meetings may be obtained from the District Secretary. Members of the public are advised that the Board consideration process includes consideration of each agenda item by one or more Committees indicated on the Board Action Sheet. Attendance at Committee meetings and the Board meeting considering an item consequently is advised.

Accommodations for the Disabled. Any person may make a request for a disability-related modification or accommodation needed for that person to be able to participate in the public meeting by telephoning Angela Crespi, District Secretary, at (714) 963-3058, or writing to Municipal Water District of Orange County at 18700 Ward Street, Unit B, Fountain Valley, CA 92708. Requests must specify the nature of the disability and the type of accommodation requested. A telephone number or other contact information should be included so that District staff may discuss appropriate arrangements. Persons requesting a disability-related accommodation should make the request with adequate time before the meeting for the District to provide the requested accommodation.

**Item No. 1**

**ACTION ITEM**
September 16, 2026

**TO:** **Board of Directors**

**FROM:** **Planning & Operations Committee**

**Harvey De La Torre, General Manager**

Staff Contact: Rachel Davis, Water Loss Control Programs Manager

**SUBJECT:** **EXTENSION OF AN AGREEMENT WITH WESTERLY METER SERVICE COMPANY FOR CUSTOMER METER TESTING**

## STAFF RECOMMENDATION

Staff recommends the Board of Directors authorize the General Manager to extend an agreement with Westerly Meter Service Company to provide customer meter accuracy testing services for an additional six months through June 30, 2027.

## COMMITTEE RECOMMENDATION

(To be determined at Committee Meeting)

## REPORT

### Purpose

This item requests the Municipal Water District of Orange County (MWDOC or District) Board of Directors (Board) authorize a six-month extension to an agreement with Westerly Meter Service Company (Westerly) for customer meter accuracy testing services. The extension will allow MWDOC to retain current pricing through Fiscal Year (FY) 2026-27 and complete the final step in aligning all Water Loss Control Choice Programs on a fiscal year schedule.

### Background

Customer Meter Accuracy Testing

At the January 19, 2022 meeting, the Board awarded a contract to Westerly to provide customer meter accuracy testing services to retail water agencies throughout Orange

County as part of MWDOC's Water Loss Control Choice Shared Services Program. The Board previously awarded a similar contract to Westerly at the September 21, 2016 Board meeting.

The contracts were established to support Assembly Bill 1668 and Senate Bill (SB) 606 alongside water loss standards from SB 555, known as Making Conservation a California Way of Life Framework and Water Loss Control Regulations, which require each Urban Water Supplier to calculate and report its Urban Water Use Objective (UWUO) and remain within its calculated annual water budget, including water loss. The Water Loss Control Regulation includes standards for volumetric real and apparent loss. Customer meter accuracy testing is the key element in separating real from apparent losses and is therefore a key component of compliance.

Water Loss Control Participation Agreements

At the November 19, 2025 Meeting, the Board approved an update to the Water Loss Control Participation Agreements, allowing for the consolidation of Shared Services and Technical Assistance into a single five-year agreement on a FY schedule. This offered several administrative improvements:

- **Aligned schedules**: Both programs operate on the same annual cycle within a five-year term, with aligned program schedules.
- **Reduced burden**: Participating agencies complete one legal review, instead of two, resulting in reduced member agency administrative staff time.
- **Maintained flexibility**: Agencies continue to elect services annually.
- **Administrative Code compliance**: Five-year terms align with MWDOC Administrative Code requirements.

Water Loss Control Shared Services

MWDOC currently offers 12 different Water Loss Control Shared Services to participating agencies. MWDOC staff perform three services in-house (including the Distribution System Leak Detection Program), and consultants perform nine. Table 1 lists all current offerings.

Table 1. Water Loss Control Shared Services. Tasks 1, 3, and 4 are performed in-house by MWDOC staff; Tasks 2 and 5 - 12 are performed by consultants.

| Water Loss Control Shared Services | |
|---|---|
| Task 1: | Water Audit Validation |
| Task 2: | Customer Meter Accuracy Testing |
| Task 3: | Distribution System Leak Detection<br>A. System Survey<br>B. Suspected Leak Investigation |
| Task 4: | Distribution System Pressure Survey |
| Task 5: | Source Meter and Pump Efficiency Testing |

| | |
|---|---|
| Task 6: | Technical Assistance Administration |
| Task 7: | Technical Assistance to Compile a Distribution System Water Audit |
| Task 8: | Source or Production Meter Volumetric Accuracy Test |
| Task 9: | Billing Data Chain Assessment |
| Task 10: | Component Analysis<br>A. Gap Analysis<br>B. Real Loss Component Analysis<br>C. Apparent Loss Component Analysis |
| Task 11: | Water Board Information Order Response, Variance, or Off-Ramp Assistance |
| Task 12: | Water Loss Team Development<br>A. Process Maps<br>B. Educational Workshops |

**Discussion**

The current term of agreement with Westerly aligns with the date of the original Board action, not the fiscal year. Therefore, as the Westerly agreement approaches its expiration on January 18, 2027, an extension is needed to align these services at consistent pricing through the duration of the FY 2026-27 Water Loss Control Participation Agreement with Member Agencies and the City of Anaheim, City of Fullerton, and City of Santa Ana (Three Cities). Fourteen different agencies elected to participate in this service during the agreement term.

Aligning the Westerly agreement with other services will minimize inconvenience and increased costs for participating agencies by ensuring continuity of service at the current pricing structure. Staff has already begun work on a request for proposals (RFP) in alignment with MWDOC's Administrative Code requirement to solicit for services every five years. The new RFP will result in an agreement starting in FY 2027-28, in alignment with other services.

**Next Steps**

Staff recommends the Board of Directors select Option #1, authorize the General Manager to extend an agreement with Westerly Meter Service Company to provide customer meter accuracy testing services for an ***additional six months*** through June 30, 2027.

## ALIGNMENT WITH BOARD STRATEGIC PRIORITIES

☒ *Clarifying MWDOC's mission and role; defining functions and actions.*
☐ *Balance support for Metropolitan's regional mission and OC values and interests.*
☐ *Strengthen communication and coordination of messaging.*
☒ *Work with Member Agencies to develop water supply and demand objectives.*
☒ *Solicit input and feedback from Member Agencies.*
☐ *Invest in workforce development and succession planning.*

## BOARD OPTIONS

**Option #1:** Authorize the General Manager to extend an agreement with Westerly Meter Service Company to provide customer meter accuracy testing services for an additional six months through June 30, 2027.

**Fiscal Impact:** This is a budgeted Choice Program with no additional fiscal impact beyond the budgeted amount.

**Option #2:** Release a request for proposals for customer meter accuracy testing services in October with the goal of entering into a new agreement for this service on January 19, 2027, when the current agreement expires.

**Fiscal Impact:** Agencies would face price increases six months earlier than in Option #1.

| | | |
|---|---|---|
| Budgeted: ☒ Yes ☐ No ☐ N/A | | Budgeted amount: $400,000 |
| Core: ☐ | Choice: ☒ | Movement between Cost Centers: ☐ Yes ☒ No |
| Action item amount: $0 | | |

| **Attachments/Links:** |
|---|
| N/A |

**Item No. 2**

**ACTION ITEM**
September 16, 2026

**TO:** **Board of Directors**

**FROM:** **Planning & Operations Committee**

**Harvey De La Torre, General Manager**

Staff Contact: Vicki Osborn, Dir. of Emergency Mgmt./WEROC
Thevin Rajapaksha, WEROC Emergency Coordinator

**SUBJECT:** **AWARD OF AGREEMENT FOR EMERGENCY FUEL SUPPLY DELIVERY AND SUPPORT SERVICES**

## STAFF RECOMMENDATION

Staff recommends the Board of Directors award Merrimac Petroleum, Inc., doing business as Merrimac Energy Group, a one-year agreement with the option for four additional one-year renewals, to provide emergency fuel supply delivery and support services on an as-needed basis and authorize the General Manager to execute the agreement.

## COMMITTEE RECOMMENDATION

(To be determined at Committee Meeting)

## REPORT

### Purpose

This item requests the Municipal Water District of Orange County (MWDOC or District) Board of Directors (Board) award an agreement to provide emergency fuel supply delivery and support services on an as-needed basis to Merrimac Petroleum, Inc., doing business as Merrimac Energy Group (Merrimac). Awarding this agreement will support the regional fuel resilience and operational continuity of Orange County's water and wastewater agencies.

## Background

The Water Emergency Response Organization of Orange County (WEROC) Regional Fuel Planning Project (Project) is intended to ensure continuity of essential lifeline services by providing Member Agencies with **access** to reliable fuel sources during emergencies.

The Project is a proactive initiative designed to strengthen Orange County's ability to maintain water and wastewater services during disasters by addressing regional fuel vulnerabilities. Without reliable fuel supplies, water distribution, wastewater treatment, and emergency response functions can be disrupted. Fuel is critical for powering backup generators, operating vehicles, supporting field repair crews, and enabling staff access to critical water and wastewater facilities. Past emergencies, including wildfires, earthquakes, and extended power outages, have demonstrated how fuel shortages can quickly create cascading impacts across multiple lifeline sectors.

WEROC completed its Fuel Needs Assessment in 2026, evaluating the region's fuel infrastructure and on-site storage, vendor contracts and procurement pathways, readiness for extended operations, and gaps in sustainment capability. From this assessment, there was a need for WEROC to assist agencies by providing additional access to emergency fuel supply, delivery, and support services. Pre-securing these resources is vital to maintaining uninterrupted critical systems and lifeline operations when an incident occurs. Therefore, a Request for Proposals (RFP) process was implemented to hire a vendor to provide emergency fuel supply delivery and support services on an as-needed basis.

## Discussion

Pursuant to Section 8000 of the Administrative Code, *"It is MWDOC's policy that purchasing and contracting shall be conducted in a fair, open, and transparent manner so as to maximize benefits to MWDOC."* Below is the project RFP timeline.

| RFP PROJECT TIMELINE | |
|---|---|
| **Task Item** | **Completion Date (2026)** |
| 1. MWDOC completion of draft in-house RFP | July 7 |
| 2. RFP release | July 9 |
| 3. Closing date for submittal of questions | July 24 |
| 4. Proposals due | August 14 |
| 5. Evaluation panel convened | August 24 |
| 6. Recommendation to the P&O Committee | September 8 |
| 7. Action Item Approval by MWDOC Board | September 16 |
| 8. Agreement effective | November 1 |

Proposal Evaluation Process

On July 9, staff released an RFP seeking qualified vendors to provide Emergency Fuel Supply Delivery and Support Services. The RFP was posted on the MWDOC website, the California Special Districts Association RFP Clearinghouse page, and PlanetBids, which notified 168 vendors. Staff also sent the RFP directly to 36 vendors and shared it through the WEROC networks.

One proposal was received by the closing date. The proposal met the initial qualifying criteria and was evaluated by a review panel consisting of MWDOC/WEROC staff and WEROC Member Agency representatives. Panel members independently reviewed the proposal and then met to discuss the results. Based on its review, the evaluation panel unanimously recommended awarding an agreement to Merrimac.

Selected Firm Overview

Merrimac is a California-based small business with 38 years of experience providing fuel and emergency support services to public agencies and other customers. Merrimac has experience supporting emergency operations during wildfires, power outages, floods, equipment failures, and other disruptions, including providing fuel tenders, wet-hose fueling, emergency fuel deliveries, temporary tanks, generators, fuel transfer, and related services. Merrimac also maintains a network of fuel suppliers and transportation resources that allows it to respond to emergency and short-notice requests throughout California and into other states.

A key benefit of Merrimac's approach is its ability to provide services beyond traditional bulk fuel delivery. Merrimac can coordinate alternative fueling methods and equipment when an agency's normal fueling infrastructure or supply chain is disrupted. Merrimac offers around-the-clock emergency availability, including weekends and holidays (24/7/365), and uses a network of transportation providers and suppliers to obtain the equipment needed for individual delivery conditions. This flexibility adds value for Member Agencies because the contract can serve not only as a fuel source during a designated emergency, but also as a resource when an agency experiences an unexpected tank, equipment, transportation, or fuel-supply issue.

Additional Benefits

The agreement also provides an important layer of redundancy for Member Agencies. Approximately 80% of Member Agencies currently utilize the same fuel vendor (SC Fuels) for day-to-day operations. Some emergency language was included in their contracts, creating the potential for competing demands, delivery delays, or shortages during a widespread emergency.

This agreement supplements, rather than replaces, agencies' existing fuel agreements by providing an alternate source when normal vendors or fueling systems cannot meet operational needs.

**Additionally, this shared-service approach reduces duplicative procurement and contract administration by establishing a regional resource that agencies can access when needed.**

Merrimac provides response capability, a broad supplier and transportation network, and flexible fuel and related support services beyond traditional fuel delivery. The following graphics provide a simple overview of the interactions between WEROC, Merrimac, and the Member Agencies.

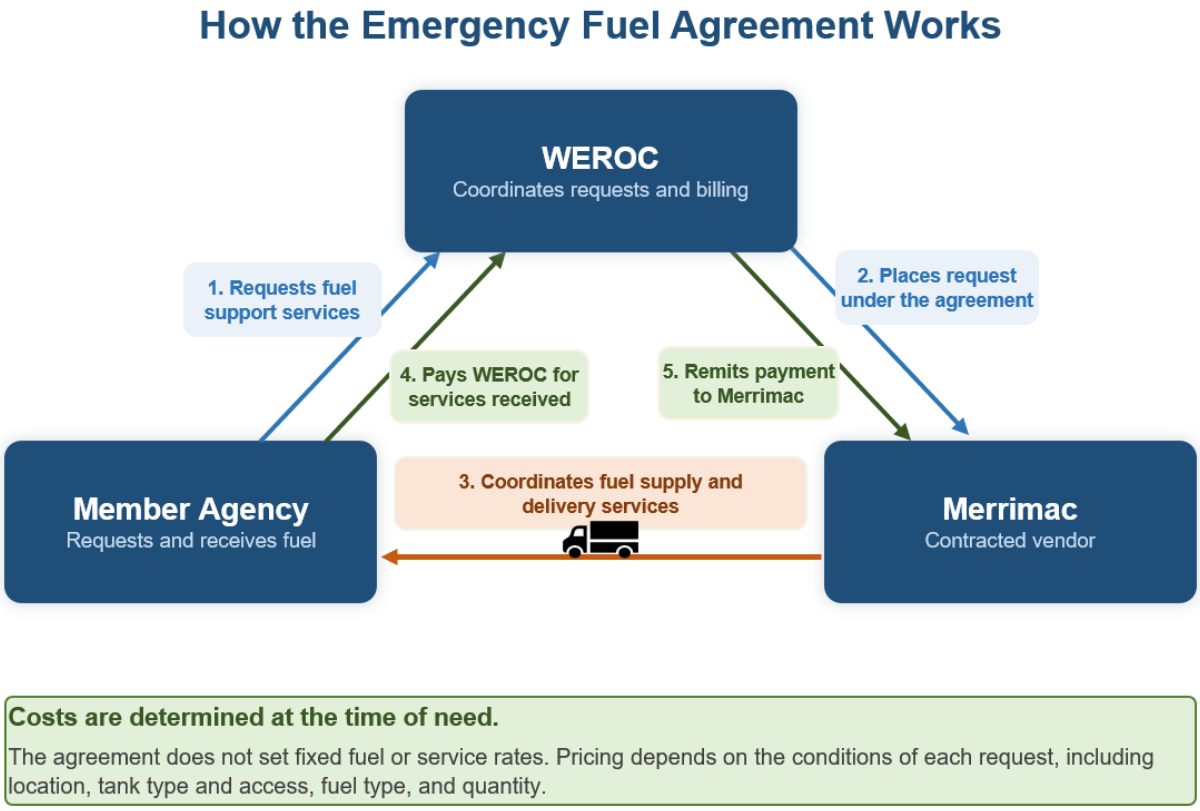


## Next Steps

Staff recommends the Board of Directors select Option #1, award Merrimac Petroleum, Inc., doing business as Merrimac Energy Group, a one-year agreement with the option for four additional one-year renewals, to provide emergency fuel supply delivery and support services on an as-needed basis and authorize the General Manager to execute the agreement.

If approved, the agreement would take effect November 1, 2026, and Member Agencies would be responsible for all costs associated with any emergency fuel delivery or support services requested.

## ALIGNMENT WITH BOARD STRATEGIC PRIORITIES

☒ *Clarifying MWDOC's mission and role; defining functions and actions.*
☐ *Balance support for Metropolitan's regional mission and OC values and interests.*
☐ *Strengthen communication and coordination of messaging.*
☒ *Work with Member Agencies to develop water supply and demand objectives.*
☐ *Solicit input and feedback from Member Agencies.*
☐ *Invest in workforce development and succession planning.*

## BOARD OPTIONS

**Option #1:** Award Merrimac Petroleum, Inc., doing business as Merrimac Energy Group, a one-year agreement with the option for four additional one-year renewals, to provide emergency fuel supply delivery and support services on an as-needed basis and authorize the General Manager to execute the agreement.

**Fiscal Impact:** The award of the agreement has no direct fiscal impact to the District. Member Agencies would be responsible for all costs related to any fuel delivery or support services they request.

**Option #2:** Take no action.

**Fiscal Impact:** If the agreement is not approved, Member Agencies would continue to procure emergency fuel delivery and support services independently. They would still require WEROC's assistance in negotiating fuel procurement and coordinating logistics in real time under emergency conditions when their existing contracts cannot be fulfilled, which could delay response and potentially result in higher costs.

| | | |
|---|---|---|
| Budgeted: ☐ Yes ☐ No ☒ N/A | | Budgeted amount: |
| Core: ☐ | Choice: ☒ | Movement between Cost Centers: ☐ Yes ☒ No |
| Action item amount: $0 | | |

**Attachments/Links:**

Attachment 1: Merrimac Proposal

Link 1: Emergency Fuel Supply Delivery and Support Services

https://www.mwdoc.com/wp-content/uploads/2026/07/Emergency-Fuel-Supply-Delivery-and-Support-Services-RFP-No.-WEROC-2026-001.pdf

Merrimac Energy Group

August 10, 2026

Municipal Water District of Orange County

Request for proposals for Emergency Fuel Supply and Support Services

RFP No. WEROC 2026-001

Merrimac Petroleum, Inc. dba Merrimac Energy Group, is a 38-year-old small business, working with a variety of customers throughout the U.S., but primarily in California. Our offer to you today is intended to demonstrate our experience in meeting emergency needs of our customers over our years in business, and why Merrimac can be an excellent resource for the many agencies you have listed in the RFP, many of whom are current customers of ours.

**How We Work**

Merrimac works with a variety of vendors to resolve a customer's emergency, or "one of" situations. From tank inspections to equipment needed, fuel polishing, removal of fuel and transfer, tank cleaning, emergency generators, rental tanks for short or, long term...we are proud of some of the jobs we have done in our years in business:

- Providing fuel tenders for Los Angeles wildfires
- Wet hosing equipment at staged facilities during the 2025 Los Angeles fires for both the city and the County
- Covid emergency service for the City of Los Angeles at various locations around the city, including the vaccination set up at Dodger Stadium and trailer facilities set up to house the emergency workers
- Emergency fueling for North County Transit when their tank went down on a Friday and fuel was needed via wet Hose for 4 days. Service was established within hours of the request
- Diesel delivery from California to Houston, TX during the Houston floods several years ago when no fuel was available close by
- Keeping the lights on in San Diego County (early 2000's) by supplying endless deliveries of diesel fuel to the Cabrillo Power plant during the rolling black outs throughout California (the power plant has since been dismantled by order of the State of California as the state will no longer allow fuel to be burned in an emergency)
- Days before Christmas arranging an alternate fuel supply for a rental car agency at John Wayne Airport when their tank was out of commission and hundreds of passengers had rental car reservations

- Arranging fuel supply to an Arizona public transit agency when their fuel supply was interrupted within hours of their call coming in

All these services, and more, are accomplished under emergency with little notice, due to the network of suppliers Merrimac maintains throughout California and into other states.

**Strengths of Merrimac**

Our customers will tell you that our team is quick to respond to all inquiries. While our office hours are Monday- Friday, 8AM-5 PM, we are available to take your call 24/7. Our live answering service will take your call, and someone will return it within minutes. We are flexible in figuring out a solution for your needs. We intentionally do not own trucks which allows us to have well over 100 trucks available to call on for service, 24/7/365. All common carriers we use are certified and insured, and will add every customer as an additional insured, as will Merrimac, through its own General liability insurance. This transportation coverage has benefited our customers by being able to make deliveries often within hours of a call coming in. Merrimac maintains access to full truck and trailers, bobtails for tighter delivery space, and metered trucks for precision in fueling vehicles. Metered transportation fuel includes diesel, gasoline and propane when going into a bulk tank; diesel and propane only when wet hosing into a vehicle (per state regulatory restrictions). All invoices for services rendered will come within days of service being completed. Invoicing is done electronically, with a compete invoice and back-up documentation to support invoice totals. At every delivery a copy of the bill of lading and delivery ticket will be left; if it's a metered delivery a metered ticket will be provided. Drivers will take a before and after Veeder root reading to further support gallons and products delivered.

**Services Provided**

Most delivery requirements can be met. Customers need to provide information regarding the delivery location including, but not limited to:

- Tank size above or below ground
- Fittings needed
- What size truck can access the tanks (semi, truck and trailer or only a bobtail)
- Tank locations/ Veeder root access
- Correct marking on each tank to avoid cross dumps
- Person to contact if you have any questions and phone number

Deliveries that cannot be made, but not limited to:

- Tanks missing identification
- Unsafe conditions (such as having to climb a ladder to reach an above ground tank connection)

**Cost**

We do not have a fixed cost rate sheet, as the possible emergency services needed are so vast, and with little time to resolve a problem, Merrimac will go to its best and most appropriate vendors to find a solution to the problem. We are always competitive and, most important, eager to help when a problem arises with a record of emergency situational successes that supports our ability to resolve problems, very often at the most inopportune time. Many of the agencies on your list can attest to the responsiveness that we have demonstrated over many years.

Regarding the price of fuel at the various gallon ranges, the rate will depend on where the location is as well as the type of tank it is and the type of service you are requiring. If a certain number of gallons is ordered and cannot be delivered there will be a retain fee charged. If it is a wet hose service a charge for retain will not be assessed.

We are happy to provide referrals if the MWD of Orange County will consider adding Merrimac Petroleum, Inc. to its list of emergency service vendors. With the possible range of services needed that may not be included in the fuel contracts many of the agencies on your list may have, Merrimac can be a positive addition to fulfill services needed when they are not covered elsewhere.

We appreciate the opportunity to be included on your emergency service list of vendors and thank you for your consideration.

Sincerely,



Mary Hazelrigg, President

Merrimac Petroleum, Inc. dba Merrimac Energy Group

mhazelrigg@merrimacenergy.net

562-420-6000 24/7/365

# Merrimac Petroleum, Inc.

## References- Emergency Service Customers

The City of Los Angeles is the primary client for whom we have provided emergency services.

Contact: Jeffrey McKimson. GSD 213-978-3718 jeffrey.mckimson@lacity.org. We can be reached 24/7/365 for the city, and we would offer the same availability to WEROC. Our contract with the City is for jet A and generator fueling, as well as the "one off's."

We have worked with the city since the mid 1990's through several fires and Covid. With the fires we have provided fuel tankers on site to fuel their onsite equipment, including the fire trucks. The most recent situation was the warehouse fire in Boyle Heights in June 2026. City emergency vehicles needed fueling and Merrimac arranged for this service immediately.

During Covid we were given a day to arrange for propane canisters to be installed onsite for the several trailer facilities the city put together for their workers who chose not to go home while on Covid related duty. This was arranged through our network of suppliers we have for propane. Diesel was also needed for the lighting for the nighttime vaccination site that was set up at Dodger Stadium parking.

Other services provided: wet hosing, occasional office supplies; jet A (contract), removal and transfer of fuel.

Other emergency services: North County Transit District: their tanks went down on a Friday, and Merrimac worked to find a supplier who could leave a truck on site 24/7 until the tanks were back up. We accomplished this service within a few hours of receiving a call. Our truck provided diesel fuel and wet hosing to the NCTD trains. Merrimac has the fuel contract for this agency.

Contact: Gilbert Longoria 619-451-9129

Transdev: a large private transportation company that operates public and private transit systems in over nineteen countries. Transdev called Merrimac to provide fueling in Arizona when their tanks went down. We had a local supplier on site within hours of the request coming in. Transdev contact: Bryan Muramoto@transdev.com 602-540-9559.

**Item No. 3**

**INFORMATION ITEM**
September 8, 2026

**TO:** **Planning & Operations Committee**

**FROM:** **Harvey De La Torre, General Manager**

Staff Contact: Jared Dawson, Water Resources Analyst

**SUBJECT:** **METROPOLITAN ASSESSED VALUATION FOR MWDOC AND ORANGE COUNTY FOR FISCAL YEAR 2026-27**

## STAFF RECOMMENDATION

Staff recommends the Planning & Operations Committee receive and file the information.

## REPORT

### Purpose

This item informs the Planning & Operations Committee on the Metropolitan Water District of Southern California's (Metropolitan) certified assessed valuations for Fiscal Year (FY) 2026-27, certified August 18, 2026, for the Municipal Water District of Orange County (MWDOC or District) and for Orange County as a whole. Metropolitan uses the assessed valuation to determine each Member Agency's percentage participation, vote, and Director entitlement.

### Discussion

Metropolitan's certified assessed valuations for its six-county service area totaled $4.44 trillion for FY 2026-27. In 2019, Assembly Bill 1220 (Garcia) added subsection (b) to Section 52 of the Metropolitan Act, which provides, "*A member public agency shall not have fewer than the number of representatives the member public agency had as of January 1, 2019*." Based on the assessed valuations for FY 2026-27 and pursuant to the Metropolitan Act, the number of representatives for each agency remains the same, and Metropolitan's Board of Directors remains at 38 members.

For FY 2026-27, MWDOC has a voting percentage of 16.91%, an increase of 0.07 percentage points from the previous year, and maintains its entitlement of four seats on the Metropolitan Board of Directors.

### MWDOC Assessed Valuation

| | |
|---|---|
| MWDOC FY 2026-27 Assessed Valuation | $751,389,734,576 |
| Change Compared to FY 2025-26 | 5.00% |

### MWDOC Voting Entitlement

| | |
|---|---|
| MWDOC Voting Entitlement | 75,139 |
| Voting Percentage | 16.91% |
| Change Compared to FY 2025-26 | 0.07% |
| Number of Metropolitan Directors | 4 |

### Orange County Assessed Valuation & Voting Entitlement

| | |
|---|---|
| FY 2026-27 Certified Assessed Valuation | $889,057,748,605 |
| MWDOC | 16.91% |
| Anaheim | 1.56% |
| Santa Ana | 0.87% |
| Fullerton | 0.67% |
| Orange County Combined Voting Entitlement | 20.01% |
| Orange County Metropolitan Directors | 7 |

## ALIGNMENT WITH BOARD STRATEGIC PRIORITIES

- ☒ *Clarifying MWDOC's mission and role; defining functions and actions.*
- ☒ *Balance support for Metropolitan's regional mission and OC values and interests.*
- ☐ *Strengthen communication and coordination of messaging.*
- ☐ *Work with Member Agencies to develop water supply and demand objectives.*
- ☐ *Solicit input and feedback from Member Agencies.*
- ☐ *Invest in workforce development and succession planning.*

| | | |
|---|---|---|
| Budgeted: ☐ Yes ☐ No ☒ N/A | | Budgeted amount: |
| Core: ☐ | Choice: ☐ | Movement between Cost Centers: ☐ Yes ☐ No |
| Action item amount: N/A | | |

| **Attachments/Links:** |
|---|
| Attachment 1: Metropolitan Board Report |

- **Board of Directors**
  ***Finance, Affordability, Asset Management, and Efficiency Committee***

8/18/2026 Board Meeting

**5G**

## Subject

Report on list of certified assessed valuations for fiscal year 2026/27 and tabulation of assessed valuations, percentage participation, and vote entitlement of member agencies as of August 18, 2026

## Executive Summary

Every year, Metropolitan receives the certified assessed valuation from the county auditor-controllers for the six counties where Metropolitan provides water service. All counties have until the 14th day of August to provide the certified assessed valuation to Metropolitan, which is why Metropolitan's Board adjourns its August regular and committee meetings to the third week of the month. This year, Metropolitan received the last of the counties' information for fiscal year (FY) 2026/27 on August 11, 2026.

Based on the information received, staff reports that certified assessed valuations (net of homeowners' exemptions) (HOE) for Metropolitan's six-county service area totaled $4.4 trillion for FY 2026/27. The percentage participation and vote entitlement by member agencies as of August 18, 2026, have been updated accordingly and are reported in this letter and in **Attachment 1**. Assessed valuation is also used to determine how many representatives an agency has on the Metropolitan Board, but no member agency shall have fewer directors than it had in January 2019. Based on the assessed valuations for FY 2026/27 and the Metropolitan Water District Act, the number of representatives for each agency remains the same and is also reported in **Attachment 1**.

## Fiscal Impact

None

## Applicable Policy

Metropolitan Water District Act Section 51: Appointment of Directors – Indefinite Term

Metropolitan Water District Act Section 52: Additional Directors

Metropolitan Water District Act Section 55: Voting by Board

Metropolitan Water District Act Section 305: Certification of Assessed Valuations; Segregation of Valuations

## Related Board Action(s)/Future Action(s)

None

## Details and Background

**Background**

This letter reports the certified assessed valuations for FY 2026/27 and member agency percentage participation, vote, and director entitlement (**Attachment 1**), which become effective for all purposes at the August 18, 2026, adjourned regular board meeting.

As part of the Metropolitan Water District Act, the process of determining assessed valuation is made each August, based on submissions from the auditor-controllers of each of the six counties in the Metropolitan service area. Metropolitan uses a weighted voting system based on assessed valuation. Under Section 55 of the Metropolitan Water District Act, each member agency gets one vote for every $10 million of assessed valuation of property taxable for Metropolitan's purposes. Under Section 52 of the Metropolitan Water District Act, assessed valuation is also used to determine how many representatives an agency has on the Metropolitan Board. Each member agency is entitled to one board member and may appoint an additional representative for each full 5 percent of Metropolitan's assessed valuation of taxable property that is within such member agency's service area. Section 52 also sets the minimum number of representatives for each member public agency as the amount they had as of January 1, 2019. The Section 52 minimum for representatives does not affect voting percentages set by Section 55. Based on the assessed valuations for FY 2026/27, neither the assessed valuations nor Section 52 affects the current number of directors of any member agencies. Although the assessed valuation for Central Basin Municipal Water District would have reduced its number of representatives to one, Section 52 requires it to maintain two representatives as it had on January 1, 2019.

The certificates of the county auditors for the six counties covering Metropolitan's area, certifying the FY 2026/27 assessed valuations of all property used for calculating Metropolitan's FY 2026/27 vote and director entitlement, are on file in the office of the Manager of Treasury and Debt.

The net assessed valuations by the respective county auditors are as follows:

| COUNTY | Taxable Net Assessed Valuations |
|---|---|
| Los Angeles | $ 2,117,737,390,714 |
| Orange | 889,057,748,605 |
| Riverside | 328,829,696,219 |
| San Bernardino | 190,200,820,631 |
| San Diego | 770,174,044,563 |
| Ventura | 147,165,448,637 |
| **Total Net A.V.s within MWD** | **$ 4,443,165,149,369** |

Metropolitan provides a standard report of assessed valuations as of each August when the Board adopts its property tax rate. A comparison of FY 2025/26 and FY 2026/27 net assessed valuations and the percentage of change (**Attachment 2**) and a comparison of FY 2025/26 and FY 2026/27 vote entitlement and the percentage change (**Attachment 3**) are attached for your information.

8/13/2026

*Adam Benson* *Date*
*Group Manager, Finance and Administration*

8/13/2026

*Shivaji Deshmukh* *Date*
*General Manager*

**Attachment 1 – Assessed Valuations Net of HOE, Percentage Participation, and Vote and Director Entitlement of Member Public Agencies as of August 18, 2026**

**Attachment 2 – Comparison of Assessed Valuations Net of HOE for Fiscal Years 2025/26 and 2026/27**

**Attachment 3 – Comparison of Vote Entitlement Percentage for Fiscal Years 2025/26 and 2026/27**

Ref# cfo12714880

**The Metropolitan Water District of Southern California**
**Assessed Valuations Net of HOE, Percentage Participation, and**
**Vote and Director Entitlement of Member Public Agencies**
**As of August 18, 2026**

| Member Agency | *Net Assessed Valuation Amount Certified | Percent of Total | ** Vote Entitlement | *** Director Entitlement |
|---|---|---|---|---|
| Anaheim | $ 69,110,711,641 | 1.56% | 6,911 | 1 |
| Beverly Hills | 50,713,806,278 | 1.14% | 5,071 | 1 |
| Burbank | 36,035,290,123 | 0.81% | 3,604 | 1 |
| Calleguas MWD | 147,165,448,637 | 3.31% | 14,717 | 1 |
| Central Basin MWD | 222,111,167,796 | **** 5.00% | 22,211 | 2 |
| Compton | 7,436,786,681 | 0.17% | 744 | 1 |
| Eastern MWD | 155,490,341,223 | 3.50% | 15,549 | 1 |
| Foothill MWD | 25,454,479,743 | 0.57% | 2,545 | 1 |
| Fullerton | 29,865,440,787 | 0.67% | 2,987 | 1 |
| Glendale | 44,736,601,081 | 1.01% | 4,474 | 1 |
| Inland Empire Utilities Agency | 190,200,820,631 | 4.28% | 19,020 | 1 |
| Las Virgenes MWD | 34,890,271,368 | 0.79% | 3,489 | 1 |
| Long Beach | 73,691,219,201 | 1.66% | 7,369 | 1 |
| Los Angeles | 907,010,166,847 | 20.41% | 90,701 | 5 |
| MWD of Orange County | 751,389,734,576 | 16.91% | 75,139 | 4 |
| Pasadena | 43,402,746,388 | 0.98% | 4,340 | 1 |
| San Diego County Water Authority | 770,174,044,563 | 17.33% | 77,017 | 4 |
| San Fernando | 3,047,516,761 | 0.07% | 305 | 1 |
| San Marino | 9,109,159,389 | 0.21% | 911 | 1 |
| Santa Ana | 38,691,861,601 | 0.87% | 3,869 | 1 |
| Santa Monica | 54,573,188,602 | 1.23% | 5,457 | 1 |
| Three Valleys MWD | 99,576,792,362 | 2.24% | 9,958 | 1 |
| Torrance | 41,739,455,884 | 0.94% | 4,174 | 1 |
| Upper San Gabriel Valley MWD | 154,547,702,375 | 3.48% | 15,455 | 1 |
| West Basin MWD | 309,661,039,835 | 6.97% | 30,966 | 2 |
| Western MWD | 173,339,354,996 | 3.90% | 17,334 | 1 |
| TOTAL NET A.V. WITHIN METROPOLITAN | $ 4,443,165,149,369 | 100% | 444,317 | 38 |

Percentage may not foot due to rounding.

* The above valuations include only those which have been certified by the County Auditors, in accordance with Section 305 of the Metropolitan Water District Act, Statutes of 1969, as amended. The certified valuations have been reduced to reflect Homeowners' Property Exemptions and do not include areas excluded from Metropolitan.

** Each member of the Board shall be entitled to cast one vote for each ten million dollars ($10,000,000) of assessed valuation of property taxable for district purposes, in accordance with Section 55 of the Metropolitan Water District Act.

*** In addition to one representative, pursuant to Section 52 of the MWD Act (Chapter 781, Stats. 1998), each member agency shall be entitled to one additional representative for each full five percent of the assessed valuation of property taxable for Metropolitan purposes. Pursuant to AB1220 (Garcia), a member public agency shall not have fewer than the number of representatives the member agency had as of January 1, 2019.

**** Rounded to 5.00% for purposes of this chart; actual % is 0.49989%.

**The Metropolitan Water District of Southern California**
**Comparison of Assessed Valuations Net of HOE for Fiscal Years 2025/26 and 2026/27**

| Member Agency | FY 2025/26 Net Assessed Valuation | FY 2026/27 Net Assessed Valuation | Percentage Change |
|---|---|---|---|
| **Los Angeles County:** | | | |
| Beverly Hills | $ 48,530,661,312 | $ 50,713,806,278 | 4.5% |
| Burbank | 34,158,193,249 | 36,035,290,123 | 5.5% |
| Glendale | 43,256,725,864 | 44,736,601,081 | 3.4% |
| Los Angeles | 868,338,388,575 | 907,010,166,847 | 4.5% |
| Pasadena | 41,897,289,380 | 43,402,746,388 | 3.6% |
| San Marino | 8,784,829,788 | 9,109,159,389 | 3.7% |
| Santa Monica | 52,556,038,905 | 54,573,188,602 | 3.8% |
| Long Beach | 71,050,857,698 | 73,691,219,201 | 3.7% |
| Torrance | 39,485,501,505 | 41,739,455,884 | 5.7% |
| Compton | 7,178,045,109 | 7,436,786,681 | 3.6% |
| West Basin MWD | 297,901,247,584 | 309,661,039,835 | 3.9% |
| Three Valleys MWD | 95,360,566,285 | 99,576,792,362 | 4.4% |
| Foothill MWD | 24,442,437,637 | 25,454,479,743 | 4.1% |
| Central Basin MWD | 212,154,068,130 | 222,111,167,796 | 4.7% |
| Las Virgenes MWD | 33,464,272,646 | 34,890,271,368 | 4.3% |
| Upper San Gabriel Valley MWD | 147,720,888,520 | 154,547,702,375 | 4.6% |
| San Fernando | 2,875,668,111 | 3,047,516,761 | 6.0% |
| **Total Los Angeles County** | **2,029,155,680,298** | **2,117,737,390,714** | **4.4%** |
| **Orange County:** | | | |
| Anaheim | 67,059,522,417 | 69,110,711,641 | 3.1% |
| Santa Ana | 37,320,345,564 | 38,691,861,601 | 3.7% |
| Fullerton | 28,396,182,810 | 29,865,440,787 | 5.2% |
| MWD of Orange County | 715,737,812,763 | 751,389,734,576 | 5.0% |
| **Total Orange County** | **848,513,863,554** | **889,057,748,605** | **4.8%** |
| **Riverside County:** | | | |
| Eastern MWD | 147,247,426,705 | 155,490,341,223 | 5.6% |
| Western MWD | 165,018,128,325 | 173,339,354,996 | 5.0% |
| **Total Riverside County** | **312,265,555,030** | **328,829,696,219** | **5.3%** |
| **San Bernardino County:** | | | |
| Inland Empire Utilities Agency | **182,201,509,587** | **190,200,820,631** | **4.4%** |
| **San Diego County:** | | | |
| San Diego County Water Authority | **735,645,810,864** | **770,174,044,563** | **4.7%** |
| **Ventura County:** | | | |
| Calleguas MWD | **142,062,735,290** | **147,165,448,637** | **3.6%** |
| **Total Net A.V. Within Metropolitan** | **4,249,845,154,623** | **4,443,165,149,369** | **4.5%** |
| **Excluded Areas** | **21,186,676** | **24,875,439** | **17.4%** |
| **Total Net Taxable A.V. by Metropolitan** | **$ 4,249,866,341,299** | **$ 4,443,190,024,808** | **4.5%** |

**The Metropolitan Water District of Southern California**
**Comparison of Vote Entitlement Percentage for Fiscal Years 2025/26 and 2026/27**

| | FY 2025/26 | | FY 2026/27 | | | Change | |
|---|---|---|---|---|---|---|---|
| **Member Agency** | **Vote Entitlement** | **Vote Entitlement Percentage** | **Vote Entitlement** | **Vote Entitlement Percentage** | | **Vote Entitlement** | **Vote Entitlement Percentage** |
| Anaheim | 6,706 | 1.58% | 6,911 | 1.56% | | 205 | -0.02% |
| Beverly Hills | 4,853 | 1.14% | 5,071 | 1.14% | | 218 | 0.00% |
| Burbank | 3,416 | 0.80% | 3,604 | 0.81% | | 188 | 0.01% |
| Calleguas MWD | 14,206 | 3.34% | 14,717 | 3.31% | | 511 | -0.03% |
| Central Basin MWD | 21,215 | 4.99% | 22,211 | 5.00% | * | 996 | 0.01% |
| Compton | 718 | 0.17% | 744 | 0.17% | | 26 | 0.00% |
| Eastern MWD | 14,725 | 3.46% | 15,549 | 3.50% | | 824 | 0.03% |
| Foothill MWD | 2,444 | 0.58% | 2,545 | 0.57% | | 101 | 0.00% |
| Fullerton | 2,840 | 0.67% | 2,987 | 0.67% | | 147 | 0.00% |
| Glendale | 4,326 | 1.02% | 4,474 | 1.01% | | 148 | -0.01% |
| Inland Empire Utilities Agency | 18,220 | 4.29% | 19,020 | 4.28% | | 800 | -0.01% |
| Las Virgenes MWD | 3,346 | 0.79% | 3,489 | 0.79% | | 143 | 0.00% |
| Long Beach | 7,105 | 1.67% | 7,369 | 1.66% | | 264 | -0.01% |
| Los Angeles | 86,834 | 20.43% | 90,701 | 20.41% | | 3,867 | -0.02% |
| MWD of Orange County | 71,574 | 16.84% | 75,139 | 16.91% | | 3,565 | 0.07% |
| Pasadena | 4,190 | 0.99% | 4,340 | 0.98% | | 150 | -0.01% |
| San Diego County Water Authority | 73,565 | 17.31% | 77,017 | 17.33% | | 3,452 | 0.02% |
| San Fernando | 288 | 0.07% | 305 | 0.07% | | 17 | 0.00% |
| San Marino | 878 | 0.21% | 911 | 0.21% | | 33 | 0.00% |
| Santa Ana | 3,732 | 0.88% | 3,869 | 0.87% | | 137 | -0.01% |
| Santa Monica | 5,256 | 1.24% | 5,457 | 1.23% | | 201 | -0.01% |
| Three Valleys MWD | 9,536 | 2.24% | 9,958 | 2.24% | | 422 | 0.00% |
| Torrance | 3,949 | 0.93% | 4,174 | 0.94% | | 225 | 0.01% |
| Upper San Gabriel Valley MWD | 14,772 | 3.48% | 15,455 | 3.48% | | 683 | 0.00% |
| West Basin MWD | 29,790 | 7.01% | 30,966 | 6.97% | | 1,176 | -0.04% |
| Western MWD | 16,502 | 3.88% | 17,334 | 3.90% | | 832 | 0.02% |
| **Total** | **424,986** | **100%** | **444,317** | **100%** | | **19,331** | **0.00%** |

Percentages may not foot due to rounding.
* Rounded to 5.00% for purposes of this chart; actual % is 0.49989%.

**Item No. 4**

**INFORMATION ITEM**
September 8, 2026

**TO:** **Planning & Operations Committee**

**FROM:** **Harvey De La Torre, General Manager**

Staff Contact: Cassidy Harding, Water Resources Analyst
Dave Anderson, IT Systems Administrator

**SUBJECT:** **ENVIRONMENTAL SYSTEMS RESEARCH INSTITUTE (ESRI) GEOGRAPHIC INFORMATION SYSTEM (GIS) SOLE SOURCE**

## STAFF RECOMMENDATION

Staff recommends the Planning & Operations Committee receive and file the information.

## REPORT

### Purpose

This item informs the Planning & Operations Committee on the sole-source selection of Environmental Systems Research Institute Inc. (Esri) to provide Geographic Information System (GIS) software licensing and technical support. Pursuant to Administrative Code Section 8004, under the General Manager's authority, a one-year sole-source agreement was awarded to Esri to extend the existing GIS software subscription in an amount of $7,800 through September 12, 2027.

### Discussion

Esri is the global market leader in GIS technology. Within the water and wastewater sector, Esri's ArcGIS platform is widely recognized as the industry standard, providing agencies with advanced mapping, spatial analytics, and field mobility tools.

MWDOC's annual Esri subscription covers the cost of a la carte software licenses, online storage credits, technical support, and access to their Software-as-a-Service (SaaS) platform, which serves as a secure, scalable, and collaborative environment for sharing GIS information internally and externally. This renewal maintains our current operational baseline; any future subscription adjustments driven by the ongoing GIS Implementation project will be evaluated and presented separately.

## ALIGNMENT WITH BOARD STRATEGIC PRIORITIES

☐ *Clarifying MWDOC's mission and role; defining functions and actions.*
☐ *Balance support for Metropolitan's regional mission and OC values and interests.*
☒ *Strengthen communication and coordination of messaging.*
☒ *Work with Member Agencies to develop water supply and demand objectives.*
☐ *Solicit input and feedback from Member Agencies.*
☐ *Invest in workforce development and succession planning.*

| | | |
|---|---|---|
| Budgeted: ☒ Yes ☐ No ☐ N/A | | Budgeted amount: $7,800 |
| Core: ☒ | Choice: ☒ | Movement between Cost Centers: ☐ Yes ☒ No |
| Action item amount: N/A | | |

| **Attachments/Links:** |
|---|
| Attachment 1: Sole Source Procurement Justification |

Docusign Envelope ID: 6DC4962E-6102-899D-8295-6539001DA2EE

# MUNICIPAL WATER DISTRICT OF ORANGE COUNTY

*Fiscal Year 2026-27*

***Sole Source Procurement Justification for Projects under $25,000****

A. Supplier Information/Name of Company and Prime Contact at the Supplier and at MWDOC: Cassidy Harding
Esri, Inc.: Raed Aldbagh

B. Contract awards to Supplier over prior 36-months:
$18,194.70

C. Product(s) or Service(s) to be provided and Deliverables:
Geographic Information Systems (GIS) licensing for use by the Water Loss Control, Water Use Efficiency, WEROC, and Engineering Departments. These licenses enable staff to access GIS software to view member agency distribution system maps, track leak locations, perform spatial analysis on customer rebate participation, and conduct damage assessments during emergencies. The licenses include technical support and expire on 9/12/2027.

D. Justification Definition:
ArcGIS is a proprietary GIS software suite developed by Esri. There are no alternative providers or software compatible with the existing member agency maps.

E. Narrative Explanation:
Esri ArcGIS is the preeminent GIS software. It is widely used among water utilities and is recognized as the industry standard. MWDOC has utilized this software since 2019 with the inception of Water Loss Control Shared Services. Since that time, the need for GIS services has grown with the hiring of additional leak detection technicians and the inclusion of other departments.

F. Budget Line Item Reference & Amount:
7430-2000-45 $3,100
7430-2000-70 $4,000
7440-2010-25 $700

G. Fund Designation:
Core: $3,100
Choice: $4,000
WEROC: $700

* Projects over $25,000 must go to a Committee of the Board.
** Possible justifications include but are not limited to: Only qualified bidder; Proprietary item; Urgent necessity; Bid process did not produce competitors; Governmental agency, association or Utility; Prior phase of professional services contract completed successfully by same Consultant; and Special technical expertise by Consultant for tasks desired.

Docusign Envelope ID: 6DC4962E-6102-899D-8295-6539001DA2EE

H. Signature/Approvals:

Cassidy Harding 8/21/2026
Requestor Date

Signed by:
Harvey De La Torre 8/21/2026 | 11:39 AM PDT
DB0E5C258E3B412...
General Manager Date

* Projects over $25,000 must go to a Committee of the Board.
** Possible justifications include but are not limited to: Only qualified bidder; Proprietary item; Urgent necessity; Bid process did not produce competitors; Governmental agency, association or Utility; Prior phase of professional services contract completed successfully by same Consultant; and Special technical expertise by Consultant for tasks desired.

**Item No. 5**

**INFORMATION ITEM**
September 8, 2026

**TO:** **Planning & Operations Committee**

**FROM:** **Harvey De La Torre, General Manager**

Staff Contact: Damon Micalizzi, Director of Public Affairs

**SUBJECT:** **ORANGE COUNTY WATER SUMMIT FINAL UPDATE**

## STAFF RECOMMENDATION

Staff recommends the Planning & Operations Committee receive and file the information.

## REPORT

### Purpose

This item provides the Planning & Operations Committee with a final update on the 18th Annual Orange County Water Summit (Summit), which will be held on Friday, September 25, 2026, at The Westin South Coast Plaza in Costa Mesa.

### Background

The Orange County Water Summit is Southern California's premier water policy forum, bringing together elected officials, water industry leaders, business executives, policymakers, educators, and community stakeholders to discuss California water issues.

The Summit is a joint initiative between the Municipal Water District of Orange County (MWDOC or District) and the Orange County Water District (OCWD), with leadership of the event alternating each year. As the lead agency for the 2026 Summit, MWDOC is coordinating program development, sponsorships, speaker outreach, registration, and event logistics.

### Discussion

Planning for the 2026 Summit is complete. This year's theme, Flow Forward: Securing Water Supply Through Innovation, is carried by four moderated panel discussions covering the Colorado River, workforce development, long-term investment in California water, and the security of an increasingly connected water system.

Master of Ceremonies

Fritz Coleman, who has served as Master of Ceremonies for the Summit for many years, withdrew due to a personal matter. Charley Wilson, Executive Director/Chief Executive Officer of the Southern California Water Coalition, stepped in as emcee and will also moderate two of the four panel discussions.

Program

- **Recalibrating the River: The Colorado River at a Crossroads** will examine the changing realities of the Colorado River and what they mean for the future of water supply. Charley Wilson will serve as the moderator and the panelists will include Dr. David L. Feldman, Professor Emeritus & Director, Water UCI; Dr. Max Wilson, Water Resources Management Advisor, City of Phoenix; and Jason John, Department Manager III, Navajo Department of Water Resources.
- **The Workforce Crisis No One Budgeted For: Why Talent Determines Water Reliability** will examine why attracting, developing, and retaining talent is essential to reliability, project delivery, compliance, and public trust. Marwan Khalifa, Interim Executive Director of the Association of California Water Agencies, will moderate the session. Panelists include Amber Boone, General Manager of the South Orange County Wastewater Authority; Don Jones, Senior Waterworks Industry Education Partnerships Advisor; and Adrian Hightower, PhD, PE, ENV-SP, Strategic Sustainability Partnerships Program Manager at Metropolitan.
- **California's Water Future: Where Should We Invest Next?** will look at the investments and priorities that can deliver the greatest impact for California's water future. Charley Wilson will moderate the session. Panelists include Edward Ring, Director of Water and Energy Policy at the California Policy Center, and Mark Gold, Director of the California Ocean Ecosystem Monitoring Program at the California Cooperative Oceanic Fisheries Investigations, University of California, San Diego.
- **When Digital Becomes Physical: Protecting Water in the Age of Cyber, Artificial Intelligence (AI) & Drones** will explore how emerging technologies are changing water operations and the security considerations that come with a connected system. Kevin M. Morley, PhD, Senior Manager of Federal Relations at the American Water Works Association, will lead the session. He will be joined by Clara Chae, Cyber Intelligence Analyst with the Orange County Intelligence Assessment Center; Jay Bade, Cyber Intelligence Analyst, California Cybersecurity Integration Center/Orange County Intelligence Assessment Center; Andrew Ohrt, Resilience Practice Area Lead, West Yost; and Special Agent Ketrin Adam of InfraGard Los Angeles, Federal Bureau of Investigation.

Other Important Program Updates

The Orange County Sheriff's Department was invited to present the colors, with the Department's Explorers as an alternate. Arnold Schwarzenegger is unable to attend. Staff expects a video from Steve Hilton and is awaiting a response from Xavier Becerra.

Registration and Sponsorships

Approximately 300 attendees are expected at the event. Sponsorship commitments total more than $80,000, a record for the Summit. Staff continues outreach to prospective sponsors and strategic partners, and sponsorship opportunities are available at www.ocwatersummit.com/sponsors.

First-Time Sponsors

MWDOC & OCWD appreciate Summit recurring sponsors, particularly Mesa Water District, Irvine Ranch Water District, OC Sanitation District, and Butier Engineering. Several organizations are supporting the Summit for the first time this year:

- Wildfire Water Solutions – Session Sponsor and Field Journal Sponsor
- LiUNA! (Laborers' International Union of North America) – Networking Break Sponsor
- Exhibitors: Doty Bros Construction; EFI-Solutions; HydroPoint; Tripepi Smith; Verdantas; WMFY We Mail For You, Inc.

**Next Steps**

Staff will finalize the run of show, confirm the color guard and opening protocol, and complete production and audiovisual coordination with The Westin South Coast Plaza. Registration and sponsorship will continue to be promoted through MWDOC and OCWD communication channels, Member Agencies, partner organizations, social media, and direct outreach.

## ALIGNMENT WITH BOARD STRATEGIC PRIORITIES

☒ *Clarifying MWDOC's mission and role; defining functions and actions.*
☒ *Balance support for Metropolitan's regional mission and OC values and interests.*
☒ *Strengthen communication and coordination of messaging.*
☒ *Work with Member Agencies to develop water supply and demand objectives.*
☒ *Solicit input and feedback from Member Agencies.*
☒ *Invest in workforce development and succession planning.*

| | | |
|---|---|---|
| Budgeted: ☒ Yes ☐ No ☐ N/A | | Budgeted amount: $20,000 |
| Core: ☒ | Choice: ☐ | Movement between Cost Centers: ☐ Yes ☒ No |
| Action item amount: N/A | | |

| **Attachments/Links:** |
| --- |
| Link 1: 2026 OC Water Summit Program, www.ocwatersummit.com/program<br>Link 2: 2026 OC Water Summit Sponsorship Opportunities, www.ocwatersummit.com/sponsors |

# Public Affairs Department: Activity Highlights

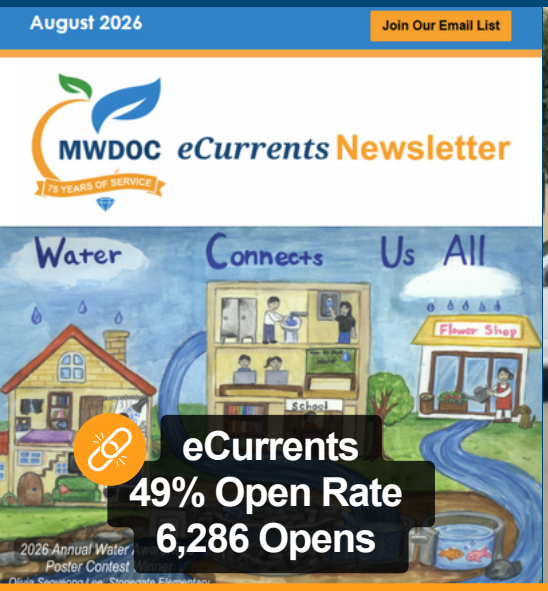

eCurrents
49% Open Rate
6,286 Opens



Video of Ricky at Santa Maragarita Water District

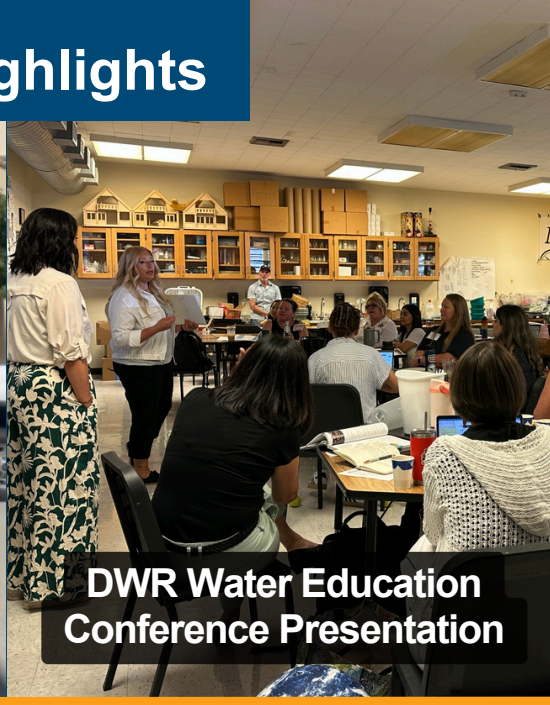
DWR Water Education Conference Presentation



CSDA Annual Conference Presentation



CEEF Teacher Institute Session 3 Presentations



Metropolitan Inspection Trips Coordinator Meeting



MWDOC Seed Center Presentation at CalWEP Commitee Meeting



Western Regional Education Workgroup Presentation


6.5% Social Media Engagement Rate



*July 28-August 31, 2026. View this PDF online at: go.mwdoc.com/PAActivities*

# Engineering & Planning

## Geographic Information System (GIS) Implementation

At its May 20 meeting, the Board awarded Hazen and Sawyer (Hazen) a 1-year contract to provide Geographic Information System (GIS) implementation assistance and authorized the General Manager to execute the contract, with the option for an additional 1-year renewal. The project kicked off in mid-June 2026.

Staff is working with Hazen to develop a draft GIS governance structure to align GIS activities with organizational goals, define roles and responsibilities, and establish policies and standards. Hazen is also preparing the Scope of Work for creation of the Water Emergency Response Organization of Orange County (WEROC) Common Operating Picture (Information-Sharing Platform).

## Lead and Copper Rule Improvements Shared Services Program

A survey of MWDOC Member Agencies conducted in late May indicated a desire from at least 10 agencies for MWDOC to assist them with certain aspects of the Lead and Copper Rule Improvements (LCRI) through a Shared Services Program, similar to the technical assistance provided under the Lead and Copper Rule Revisions (LCRR) Shared Services Program completed in October 2024.

Under the LCRI, water systems will be required to develop and submit a baseline service line inventory, due by November 1. The baseline inventory introduces several additions and stricter reporting requirements compared to the initial October 2024 service line inventory. Water systems must identify all service line connectors (pigtails, goosenecks) and categorize them as non-lead, lead, unknown, or no connector present. Water systems must also implement state-approved methods to validate the classification of service lines previously designated as “non-lead” that are not based solely on physical visual inspection. An annual inventory update is also required after 2027.

The State Water Resources Control Board (SWRCB) approved the adoption of emergency regulations for the federal LCRI into the California Code of Regulations on August 19, 2026, thereby reaffirming Division of Drinking Water (DDW) as the state’s primacy agency. DDW indicated in June 2026 that it intends to provide guidance for California water agencies in late 2026, subsequent to the United States Environmental Protection Agency’s (USEPA) anticipated summer guidance release. The USEPA released two brief guidance documents in mid-August 2026 to support water systems preparing for the November 1 LCRI deadline.

Given the apparent similarity of this compressed timeline for the LCRI inventory, as we experienced with the LCRR initial inventory guidance release and the LCRR submission deadline, staff will work to organize and communicate the components of a shared services program to potential participating agencies, with Phase I focusing on LCRI inventory submittal and evaluation of eligibility for a non-lead validation study waiver. Staff will then bring an action item to the Board for

approval, with a defined Scope of Work for the LCRI Shared Services Program that aligns with the needs of our member agencies.

## Upcoming Metropolitan Shutdowns

Metropolitan staff are actively planning for the Fiscal Year (FY) 2026-27 shutdown season. MWDOC staff are currently coordinating with Metropolitan and affected agencies for the following shutdown events:

- **OC-88:** A shutdown of service connection OC-88 on the Allen McColloch Pipeline (AMP) is planned for November 2026 to complete electrical work.
- **Santiago Lateral:** A 7 to 10-day shutdown of Santiago Lateral to accommodate a potential shutdown of Lake Mathews and portions of the Lower Feeder is planned for December 2026.
- **Allen McColloch Pipeline (AMP):** A 7 to 10-day shutdown of the AMP for Metropolitan to inspect the remaining 7 miles of unlined Prestressed Concrete Cylinder Pipeline (PCCP) to assess its condition to assist with planning of future PCCP rehabilitation of the remaining unlined reaches of the AMP is planned for late January 2026 through early February 2027.
- **Orange County Feeder:** A 5 to 7-day shutdown of the OC Feeder to conduct valve replacement at service connection A-02 is planned for late February through early March 2027.
- **Second Lower Feeder:** A 5-day shutdown of a portion of the Second Lower Feeder for PCCP inspection to assess its condition is planned for late February through early March 2027.

Staff will continue to collaborate with the Metropolitan Water District of Southern California (Metropolitan) and our Member Agencies on shutdowns and other operational issues as they arise.

# Water Emergency Response Organization of Orange County

## Incidents/Events - July

*(Incident/events listed below only include Water Emergency Response Organization of Orange County (WEROC) involvement. Events and incidents happen every day, but may not require reporting or coordination with WEROC.)*

Cyber Incident Coordination
Fire Event
Heat Warning & Advisory

## WEROC Member Agency Planning, Coordination, and Program Efforts

**America's Water Infrastructure Act (AWIA) Compliance**
In August, Herndon Solutions Group (HSG) conducted Emergency Response Plan (ERP) revision workshops with Tier 3 agencies. The WEROC team participated in the meetings providing technical support and coordination assistance to Member Agencies.

Two agencies requested an increase in their level of effort from a minor scope of work to a major scope of work have submitted their request, and Vicki is conducting a change order with HSG and the General Manager.

The WEROC team will continue to provide assistance and coordination throughout the planning process, as needed, to support successful project completion.

**Cybersecurity & Orange County Intelligence Assessment Center (OCIAC) Partnership**
WEROC continues to support the Cybersecurity Working Group through the development of a dedicated Microsoft 365 environment in coordination with the Municipal Water District of Orange County (MWDOC) Information Technology (IT). The Microsoft Teams and SharePoint environment was soft-launched in late July and will provide a centralized platform for communication, collaboration, and resource sharing among Member Agency IT, Operational Technology (OT), and cybersecurity staff.

A Cybersecurity Working Group meeting is scheduled for September. WEROC is also coordinating with the U.S. Department of Homeland Security (DHS) and the Cybersecurity and Infrastructure Security Agency (CISA) to identify opportunities for no-cost physical and cybersecurity assessments of Member Agency facilities and systems.

**Emergency Operations Center (EOC) Readiness**
The Mobile Command Vehicle (MCV) continues to be actively tested to ensure connectivity and functionality are ongoing. This ensures the MCV remains in a state of readiness.

The Peter's Canyon logistics facility continues to be inspected for pests and maintenance.

**Integrated Preparedness Plan**
WEROC updated its five-year Integrated Preparedness Plan (IPP) to align with the new California Office of Emergency Services (CalOES) state template. Member Agencies were asked to review the multi-year schedule, which establishes each organization's preparedness activities, and to respond with a list of their respective agency's forward-planning priorities by September.

**Naval Weapons Station (NWS) Seal Beach Tsunami Exercise "Citadel Rumble"**
On August 6, the WEROC team participated in the NWS Seal Beach Tsunami Exercise, "Citadel Rumble," on the third day of their simulated incident. Through a tabletop discussion, it was important to see collaborative dialogue between our Member Agency partners from the City of Seal Beach and to join in the discussion by introducing WEROC. The exercise helped validate the NWS base's processes and procedures, identified areas for improvement, and provided an opportunity to network.

**Regional Fuel Planning Project**
In August, WEROC completed the evaluation process for the Regional Fuel Plan Request for Proposal (RFP). Staff reviewed the proposal and conducted the selection process to identify a qualified vendor to support regional emergency fuel needs. Following award, staff will begin contract negotiations and continue coordination with Member Agencies on operational protocols and Fuel Points of Distribution (FPODs) to strengthen regional fuel readiness and continuity of operations.

**WEROC Member Agency Coordination Meeting**
On August 17, WEROC hosted the quarterly coordination meeting at MWDOC. A total of 27 attendees participated in person and engaged in collaborative discussions regarding active projects and goals. The agenda included the following topics and presentations:

- Presentation: El Niño Outlook from National Weather Service (NWS)
- Presentation: Fireline & Utility Solutions Capabilities from Company Chief Executive Officer
- Garden Grove Hazardous Materials After Action Discussion
- AWIA Update
- Fuel Plan Overview and Next Steps
- Cybersecurity Updates
- WEROC Training and Exercises Update
  - Integrated Preparedness Plan
  - Exercise Inquiry/Agency Requests
  - Member Agency Training Needs Assessment Survey Review
  - Monthly Radio Test Reminder
- WEROC Member Agency Contact Update New Process
- WEROC Geographic Information System (GIS) Project
- Resource Request Procedures Review
- Bottles Water Contract Inquiry
- DRONE Memorandum of Understanding (MOU)/Memorandum of Agreement (MOA)
- Operational Area Plans reviewed by WEROC
  - Evacuation Annex
  - Terrorism Annex (non-cyber)
  - County Hazard Mitigation Plan

  - Oil Spill Annex
- WEROC 5 Year Assessment Report Update to the MWDOC Board
- California Water/Wastewater Agency Response Network (CalWARN) Update
- State or Federal Updates

**Presentations, Training, and Exercises**

Trainings/Exercises:

August 11: Monthly Operational Area Tests (Radio, WebEOC, AlertOC)
August 11: South Coast Water District (SCWD) Emergency Action Plan Palisades Dam Tabletop Exercise (Vicki)
August 12: Monthly WEROC Radio Test
August 18: G611-P Emergency Operations Center (EOC) Section Overview, Planning and Intelligence Section Training (Vicki)
August 27: Planning meeting for Environmental Protection Agency (EPA) required Tabletop Exercise and Full Scale Exercise with Huntington Beach

Presentations:

August 13: Santa Clara County Emergency Management Agency Meeting – Presentation on the Garden Grove Hazardous Materials Incident
August 26: Co-Presentation with Orange County Sanitation District for the Water Environment Federation (WEF) on training and exercises and the Garden Grove Hazardous Materials Response

## Operational Area, State, Federal, and other partner Meetings/Projects

*(Specific details can be provided as requested by the Board of Directors, WEROC Radio)*

August 3: California Officer of Emergency Services (CalOES) Statewide Mutual Aid Regional Advisory Committee (MARAC) Presentations
August 5,19: Marine Oil Spill Annex Working Group Meetings (County Operational Area)
August 6: American Water Works Association (AWWA) Emergency Preparedness & Security Committee
August 7: National Water Agency Response Network (WARN) Meeting
August 11: Moulton Niguel Water District Appreciation Lunch
August 12: California Municipal Utilities Association (CMUA) Wildfire Preparedness, Response, and Recovery Meeting
August 12: Emergency Management Council and Operational Area Executive Board Meeting
August 13: California Emergency Services Association (CESA) Conference Committee Meeting
August 20: Orange County Sheriff's Department (OCSD), Orange County Fire Authority (OCFA) Joint Operations Meeting
August 27: National Community Emergency Response Team Conference lunch invite as VIP
August 27: Standardized Emergency Management System Training and Education Committee
August 28: CalOES Mutual Aid Working Group
August 28: CESA State Board Meeting

# Water Use Efficiency

## Monthly Rebate Activity

**Turf Replacement:** This month, 259,809 square feet of turfgrass were converted to Orange County-friendly landscapes across 35 projects. To date, approximately 32 million square feet of turfgrass have been replaced.

**New Trees:** This month, 51 trees were planted as part of Turf Replacement projects. Since March 2024, the program has incentivized the planting of 1,101 trees.

**Spray-to-Drip:** This month, 277,182 square feet of irrigated area were converted to drip irrigation across 24 projects. To date, approximately 7.1 million square feet of landscaped area have been converted from traditional spray to drip irrigation.

**Landscape Design:** This month, 7 professionally created landscape designs were rebated. To date, 1,214 landscape design and/or landscape maintenance packages have been incentivized to support turf replacement projects.

**Smart Timer Rebate:** This month, 93 smart irrigation timers were installed. To date, 36,720 smart timers have been installed through this program.

**High-Efficiency Sprinkler Nozzles:** This month, 185 high-efficiency rotating nozzles were installed to replace traditional spray nozzles. To date, 587,609 nozzles have been installed through this program.

**Rain Barrels:** This month, 2 rain barrels were installed in Orange County. To date, 9,115 rain barrels have been installed through this program.

**High-Efficiency Clothes Washers**: This month, 71 high-efficiency clothes washers were installed instead of lower-efficiency models. To date, 131,992 high-efficiency clothes washers have been incentivized.

**High-Efficiency Toilets:** This month, 0 residential premium high-efficiency toilets were incentivized. To date, 62,037 high-efficiency toilets have been installed through this program.

**Flow-Monitoring Devices:** This month, 2 residential flow-monitoring devices were installed. To date, 1,164 flow-monitoring devices have been incentivized. More than 3,300 verified flow-monitoring devices have been installed in Orange County; however, not all were processed through the rebate program.

**Commercial Devices**: This month, 1 commercial food defroster was installed. To date, 119,834 high-efficiency devices (e.g., plumbing fixtures, ice machines, cooling tower conductivity controllers) have been installed at commercial properties through this program.

**Water Savings Incentive Program (WSIP):** This month, no properties completed a customized water-savings upgrade through the program. To date, 53 customized projects have been completed.

**Recycled Water Retrofit Program:** This month, no commercial/industrial water users completed customer-side recycled water retrofits through the program. To date, 196 sites irrigating a total of 1,815 acres of landscape have been converted from potable to recycled water.

## California Assembly Bill (AB) 1572 Nonfunctional Turf

The following activity occurred related to AB 1572, the potable irrigation ban of commercial nonfunctional turfgrass.

Orange County AB 1572 Workgroup

On August 6, Water Use Efficiency (WUE) staff, in coordination with Environmental Incentives (EI), hosted an AB 1572 Workgroup as part of the monthly Orange County (OC) WUE Coordinator Workgroup meeting at the MWDOC office. The meeting focused on AB 1572 compliance and Member Agency experiences with the regulation. Staff from MWDOC Member Agencies, the cities of Anahiem, Fullerton and Santa Ana (Three Cities), and OC Public Works attended. Topics discussed included:

- AB 1572 Refresher
- Regulation Adoption
- Enforcement Options
- Communication with the Public
- What Do You Need From MWDOC?

Homeowners Association (HOA) Site Visits

On August 12, Rachel Waite-Harvey visited Broadmoor HOA in Huntington Beach. On August 18, Rachel Waite-Harvey and Cristal visited Harbor Valley HOA in Fountain Valley. At both visits, staff met with HOA Board members and property management company representatives to provide an overview of the regulation, offer resources, answer questions, and provide water-efficiency suggestions.

Member Agency Shared Services

On August 18, Rachel Waite-Harvey, Sam, and EI met separately with staff from the City of La Habra and the City of Orange to kick off EI's services to support compliance with AB 1572.

California Department of Forestry and Fire Protection (CAL FIRE) Collaboration

On August 27, Rachel Waite-Harvey met with staff from California Water Efficiency Partnership (CalWEP) and California Department of Forestry and Fire Protection's (CAL FIRE) Urban and Community Forestry Program to discuss collaboration and synergy across AB 1572 and AB 2251, which requires CAL FIRE to facilitate a 10% increase in urban tree canopy. Discussion focused on planting new trees and preserving existing trees in landscapes where AB 1572 has prompted turfgrass replacement.

## Making Conservation a California Way of Life Framework

The following activity occurred related to the Making Conservation a California Way of Life Framework (Way of Life Framework), which requires urban water suppliers to 1) meet a supplier-level volumetric water budget based on state standards; 2) adhere to non-volumetric objectives; and 3) complete annual reporting.

Retailer Technical Assistance Support

Between July 25 and August 24, the following activity occurred for the Way of Life Framework Technical Assistance Program (Framework TAP):

- On August 18, Rachel Waite-Harvey and Sam met with EI and City of La Habra staff to begin work on the City's AB 1572 compliance requirements.
- On August 18, Rachel Waite-Harvey and Sam met with EI and City of Orange staff to begin work on the City's AB 1572 compliance requirements.
- On August 19, Sam met with EI and City of Brea staff to begin work on the City's AB 1572 compliance requirements.
- On August 19, Rachel Waite-Harvey and Sam met with EI to review the draft Urban Water Use Objective (UWUO) compliance plan deliverables.
- On August 10, EI joined City of Seal Beach staff at their City Council meeting to provide information on AB 1572 and the required ordinance adoption by the City.
- NV5 completed mixed-use meter large landscape identification for the City of Anaheim. Per the regulation, landscapes larger than ½ an acre that are irrigated by a mixed-use meter must be identified by June 30, 2027.

Senate Bill (SB) 1157 – Department of Water Resources Benefits and Impacts Study

The following activity occurred related to SB 1157, which requires the Department of Water Resources (DWR) to quantify the benefits and impacts of the 2030 indoor residential water use standard on water, wastewater, and recycled water systems. Rachel Waite-Harvey. is a member of the Indoor Water Use Technical Advisory Panel (TAP), which coordinates with DWR and their consultant Flume on calculating statewide indoor gallons per person per day (GPCD) water use.

- On August 20, Rachel Waite-Harvey joined the California Municipal Utilities Association (CMUA) and California Association of Sanitation Agencies (CASA)-organized preparatory call for the August 27 Working Group Meeting, which focused on reviewing materials and coordinating feedback.
- On August 24, Rachel Waite-Harvey, representing the Indoor Water Use TAP, met with members of the Benefits and Impacts TAP to take a deeper dive into the study and proceedings within each TAP.
- On August 27, Rachel Waite-Harvey joined the DWR Benefits and Impacts Working Group. Topics on the agenda included:
    - Report back from the TAPs
    - Updates from previous TAP and Working Group meetings
    - Water Supplier Analyses
    - Wastewater System Analysis

## Conferences

2026 Alliance for Water Efficiency (AWE) Water Efficiency and Conservation Symposium

On August 4-6, Cassidy Harding attended the AWE Water Efficiency and Conservation Symposium. The Symposium brings together water practitioners across North America and beyond for three days of interactive sessions, peer-to-peer collaboration, and meaningful networking opportunities.

In a session titled 'Behind the Scenes: Lessons from Managing Effective Water Conservation Programs', Cassidy presented on MWDOC's successful modernization of its WUE Database using accessible low-code tools and strong data governance, demonstrating that agencies can streamline operations and improve program delivery on a modest budget.

11th Annual California Water Data Summit
On August 19-20, Cassidy attended the California Water Data Summit. The Summit is organized by the California Data Collaborative (CaDC) and brings together individuals from water agencies, research teams, and other areas of the water sector to engage with new ideas and approaches to water data.

In a session titled 'Escaping the Spreadsheet', Cassidy co-presented with Abe Serrano from Water UX, a subcontractor of the CaDC, to describe the collaborative approach taken by MWDOC and the CaDC to replace manual, Ad Hoc WUE workflows with governed, reusable systems.

## California Data Collaborative (CaDC)

Water Data Summit Planning Committee Meeting
On July 29 and August 12, Cassidy attended the CaDC California Water Data Summit Planning Committee meetings. The biweekly meetings plan the 2026 California Water Data Summit, scheduled for August 19-20. Discussion focused on defining volunteer roles, recruiting and assigning volunteers, and final run-of-show review.

## California Water Efficiency Partnership (CalWEP) & Alliance for Water Efficiency (AWE)

Research and Evaluation (R&E) Committee Meetings
On August 26, Rachel Waite-Harvey co-hosted the R&E Committee Meeting. Topics discussed included a presentation on the Water Researcher Foundation's Residential End Use of Water V.3 Study and updates on task force research.

The CalWEP R&E Task Force: Mitigating the Unintentional Consequences of Turf Removal is a sub-group of the R&E Committee made up of staff from CalWEP, Metropolitan Water District of Southern California (Metropolitan), California Water Service (Cal Water), University of California (UC) Cooperative Extension, and other CalWEP member agencies.

On July 28 and August 11, Rachel Waite-Harvey co-hosted the Task Force. Discussions focused on prioritizing and assigning topic areas and developing an annotated bibliography related to landscape temperature, tree health, carbon sequestration, and landscape design and maintenance issues. On August 18, members met to discuss qualitative research methods. On August 24, Rachel Waite-Harvey met with researchers from the University of California Agriculture and Natural Resources Cooperative Extension to discuss areas of overlap and identify collaboration opportunities with the Task Force.

## Metropolitan

Water Use Efficiency Workgroup Meeting
On August 20, WUE and Water Loss Control staff joined the monthly Metropolitan WUE Workgroup meeting, attended by Metropolitan Member Agencies, to receive updates and discuss relevant topics. Agenda topics included Metropolitan Board recaps, conservation program

updates, an AWE presentation on characterizing water use in low-income households, and a landscape mulch research presentation by the University of California, Riverside.

## Orange County Data Acquisition Partnership (OCDAP) Steering and Technical Advisory Committee (STAC) Meeting

On August 12, Cassidy attended the OCDAP STAC meeting. The working group collaborates on a regional effort to cost-share the acquisition of high-resolution aerial imagery and related products, and to plan the OC Geographic Information System (GIS) Users Meetings. Discussion centered around the status of 2026 Cycle #3 imagery capture, participation agreement and invoicing logistics, and scheduling user training sessions for Eagleview's imagery viewing platform. The next meeting is scheduled for September 8, 2026.

## University of California Landscape Plant Irrigation Trials

On July 28, Tina Fann attended the University of California Landscape Plant Irrigation Trials (UCLPIT™) Summer 2026 Open House at the University of California Agriculture and Natural Resources South Coast Research and Extension Center. The UCLPIT™ program is a long-term research initiative that seeks to improve urban water-use efficiency by evaluating landscape plant performance under reduced irrigation. This year's research focuses on how three surface mulch treatments—chipped wood, composted mulch, and rock—influence vine performance, soil moisture retention, and landscape resilience under low-water conditions. During the Open House, volunteers evaluated the aesthetic quality of selected vine species growing under the three mulch treatments.

## Watershed Resilience Plan Discussion with OC Public Works

On August 3, Rachel Waite-Harvey and Engineering staff met with OC Public Works to discuss Watershed Resilience Plans, Proposition 4 grant funding, and upcoming DWR expectations for funding eligibility and project scoring.

# Water Loss Control

## California-Nevada American Water Works Association (CA-NV AWWA) Water Loss Control Committee (WLC)

On July 30, Rachel Davis hosted the CA-NV AWWA Water Loss Control Committee Meeting on Zoom. Items on the agenda included:

- Previous events:
  - Department of Water Resources (DWR) July 3rd Thursday Webinar – M6 Manual Update, South Coast Water District
  - The Modern Leak Detection Ecosystem AWWA Leak Detection Webinar
  - AWWA Annual Conference & Exposition (ACE) WLC Committee Meeting – June 24
- Upcoming events:
  - CA-NV AWWA Water Education Seminar (WES) Orange – August 12
  - DWR September 17 Webinar – MWDOC Leak Detection
  - Beyond the Surface: Modern Leak Detection Methods for Water Utilities – September 22
- DWR Letters
- Future Meeting Topics and Case Studies
  - District Metered Areas
  - Pressure Management
- Other Updates

The next Water Loss Control Work Group is scheduled for August 27, 2026.

## AWWA Water Education Seminar – Orange County

On August 12, Rachel Davis and Hugo Escamilla presented at the CA-NV Section Water Education Seminar at Santiago Canyon College. The presentation was titled "*Boots on the Ground: Seven Years of Leak Detection Across Orange County*" and highlighted field observations, lessons learned, common challenges, and examples of both successes and struggles that have helped shape the program. The presentation also discussed how technician experience, persistence, and continuous refinement of field practices have improved leak identification rates and survey efficiency over time. Approximately 60 water operations staff attended the presentation from across Southern California.

## Leak Detection

Water Loss Control Technicians Hugo, Willie, and Trent completed Distribution System Leak Detection Surveys in Newport Beach and Garden Grove. The technicians also completed a Suspected Leak Investigation in Newport Beach.

On July 30, Rachel Davis and Katie Vo attended an AWWA leak detection webinar titled "*The Modern Leak Detection Ecosystem"* to learn more about emerging leak detection technology and approaches.

# Public & Government Affairs

## Member Agency Support:

Public Affairs Staff:

- Met with Orange County Sanitation to discuss Americans with Disabilities Act (ADA) compliance, staff training, and how the Municipal Water District of Orange County (MWDOC) can support agencies at the upcoming Public Affairs Workgroup meeting.
- Delivered bilingual and ADA-compliant fall bill inserts to requesting member agencies.
- Collaborated with Santa Margarita Water District (SMWD) to film a video of Ricky the Rambunctious Raindrop℠ giving a tour of their headquarters and garden for social media.

Government Affairs Staff:

- Participated in the Orange County Water Use Efficiency (WUE) Workgroup focusing on non-functional turf.
- Circulated the Grants Tracking and Acquisition Report to all participating agencies.
- Worked with South Coast Water District on a letter of support for their WaterSMART grant for the Doheny Ocean Desalination Project.

## Community and Special Events:

Public Affairs Staff:

- Hosted a planning meeting for the 2026 Orange County Water Summit with MWDOC and Orange County Water District (OCWD) committee members.
- Hosted The Metropolitan Water District of Southern California (Metropolitan) Traveling Art Show in the MWDOC lobby and featured our three MWDOC service area winners.
- Participated in the Metropolitan Public Information Officers meeting.
- Prepared and sent the second invitation to the Orange County Water Summit.

Government Affairs Staff:

- Attended the San Juan Capistrano Chamber Installation Dinner with staff and Directors from Santa Margarita Water District
- Attended the Association of California Cities – Orange County (ACC-OC) Legislative and Regulatory Committee meeting
- Participated in the South Orange County Economic Coalition Advocacy Committee meeting
- Attended the Metropolitan Member Agencies WUE Workgroup meeting
- Met with staff at Metropolitan to discuss conservation initiatives

## Education Initiatives

### General Education and Workforce Development

Public Affairs Staff:

- Presented at the California Special Districts Association (CSDA) annual conference.
- Presented a Project Water Education Today (WET) career-based activity at the Department of Water Resources' annual Water Education Conference.
- Guided Little Thinkers Montessori students through a nature journaling activity with a special appearance by Ricky the Rambunctious Raindrop[SM].
- Presented and led an interactive activity at the California Environmental Education Foundation's (CEEF) Teacher Institute Session 3.
- Met with Metropolitan Education staff to provide information on the MWDOC Scouts Programs.
- Worked with Orange County Department of Education (OCDE) Inside the Outdoors (ITO), Moulton Niguel Water District, and Project WET to finalize outreach materials for the upcoming Project WET Orange County Educator Training on November 14.
- Secured and met several times with speakers for the upcoming Orange County Water Summit workforce development panel titled: "The Workforce Crisis No One Budgeted For: Why Talent Is Now a Reliability Issue."
- Met with MeterHero to discuss a pilot program for Orange County schools.

### Choice the K-12 School Programs

Public Affairs Staff:

- Provided Year-End Activity Report to the City of Santa Ana.
- Sent out information to all participating agencies regarding the upcoming school year and programming.
- Worked with the Orange County Department of Education's Inside the Outdoors (OCDE/ITO) to finalize curricula and update outreach materials for the start of the new school year.
- Met with OCDE/ITO to discuss direction and programming goals for the upcoming school year.

### Water Energy Education Alliance (WEEA)

Public Affairs Staff:

- Participated in a quarterly check-in with Water University of California, Irvine (UCI) and HDR.
- Presented at a Western Regional Water Education Workgroup meeting.
- Completed and distributed the 2025-26 Year-End Impact Report.
- Launched and completed the year-end satisfaction survey.
- Prepared and posted several sponsor spotlights on LinkedIn.
- Met with the Association of California Water Agencies (ACWA) Foundation to discuss funding and support opportunities.

## Digital Communications, Publications, and Media Engagement

Public Affairs Staff:

- Developed and distributed social media content across all MWDOC social media channels.
- Developed and distributed the eCurrents Newsletter August Edition that garnered 6,286 opens (an email open rate of 49%).
- Met with KCAL News to discuss infrastructure issues in Los Angeles.
- Provided information on the Orange County Water Summit event and sponsorship opportunities to the California Landscape Contractors Association for distribution in its monthly member publication.
- Released social media videos featuring Hugo Escamilla, Jake Chavira, Mary Jane Foley, and Jorge Lopez for the 75 Years of Service FACES campaign.
- Supported the Human Resources department by promoting three MWDOC job openings on all social media channels.

## Special Projects

Public Affairs Staff:

- Staffed and supported the Independent Special Districts of Orange County (ISDOC) Quarterly Luncheon.
- Provided support for the ISDOC Executive Committee Meeting.
- Provided support for the Water Advisory Committee of Orange County (WACO) monthly meeting.
- Provided support for the WACO Planning Meeting.
- Attended Metropolitan's Member Agency Inspection Trip Coordinator meeting.
- Presented on the MWDOC Seed Center program during the California Water Efficiency Partnership (CalWEP) Education & Outreach Task Force meeting.
- Delivered MWDOC-branded California Poppy and Mixed Herb seed packets and new Seed Center items to Fountain Valley Library, the Central Library in Huntington Beach, and the Mary Wilson Library in Seal Beach.
- Participated in the virtual training titled Developing an Outreach & Equity Strategy to Increase Program Participation, hosted by CalWEP and Woodard & Curran.

Government Affairs Staff:

- Staffed the ISDOC Quarterly Luncheon featuring speaker Neil McCormick, CSDA Chief Executive Officer.
- Drafted and circulated the ISDOC Executive Committee meeting agenda and minutes.
- Staffed the ISDOC Executive Committee meeting.
- Staffed the WACO meeting.
- Attended the California Natural Resources Agency Webinar – Uninvited Guests: Protecting California from Invasive Species.

## Outreach Metrics

Public Affairs Staff:

- Google Performance Analytics (Timeframe: July 28-August 31)
  - 178 business profile interactions
  - 1,840 people viewed the business profile
- mwdoc.com Website Analytics (July 28-August 31)

    - 16,699 page views
    - Top pages:
        - Home Page – 1,815
        - Rebates – 1,587
        - Residential Rebates – 986
        - Turf Replacement – 847
        - Careers – 811
        - Board Meeting – 614
- ocwatersmartgardens.com Website Analytics (July 2026)
    - 758 Number of Sessions, 550 New Users
    - Top pages:
        - Home Page
        - Plant Common Name
        - Helpful Plant List
- ocwatersmartparks.com Website Analytics (July 1-July 27)
    - 7 Site Sessions
- Social Media Analytics (July 28-August 31)
    - 6.54% Engagement Rate (a good rate is between 1% and 5%)
    - 27,515 Post Impressions (number of times a post was viewed)
    - 694 Post Reactions & Likes

## Legislative Affairs

Government Affairs Staff:

- Participated in the CSDA Legislative Committee meeting.
- Participated in the Southern California Water Coalition Legislative Task Force meeting.
- Attended the California Municipal Utilities Association (CMUA) Invasive Mussels Working Group meeting.
- Attended the ACWA Low-Income Rate Assistance (LIRA) Working Group meeting.
- Participated in the ACWA Region 10 Legislative prep call.
- Attended the CMUA discussion on contracted fleet language in the final Advanced Clean Fleet package.
- Attended the ACWA Legislative Committee meeting.
- Participated in the CSDA Strategic Policy Objectives Working Group meeting.
- Attended the CMUA Senate Bill (SB) 72 Working Group.
- Attended the CMUA Regulatory Committee meeting.
- Participated in the CMUA Legislative Committee meeting.
- Participated in the CSDA Special Legislative Committee meeting to discuss the wildfire liability reform proposal.
- Attended the California Council for Environmental and Economic Balance (CCEEB) Water, Chemistry, and Waste Project meeting.
- Participated in the Metropolitan Member Agencies Legislative Coordinators meeting.
- Attended the CSDA Annual Conference.
- Signed on to the SB 2032 (Ransom) Floor Alert circulated by Metropolitan.
- Signed on to the State Water Contractors' updated letter of support for SB 872 (McNerney)