REGULAR MEETING
OF THE BOARD OF DIRECTORS
MUNICIPAL WATER DISTRICT OF ORANGE COUNTY
18700 Ward Street, Boardroom, Fountain Valley, California
April 15, 2026, 8:30 a.m.

Teleconference Sites:
25652 Paseo De La Paz, San Juan Capistrano, CA 92675
17420 Walnut Street, Fountain Valley, CA 92708

This meeting will be held in person at 18700 Ward Street, Fountain Valley, California, 92708 (Boardroom). As a convenience for the public, the meeting may also be accessed by Zoom Webinar and will be available by either computer or telephone audio as indicated below. Because this is an in-person meeting and the Zoom component is not required, but rather is being offered as a convenience, if there are any technical issues during the meeting, this meeting will continue and will not be suspended.

Computer Audio: You can join the Zoom meeting by clicking on the following link:
https://zoom.us/j/8828665300

Telephone Audio:	**(669) 900 9128 fees may apply**
	(877) 853 5247 Toll-free
Webinar ID:	**882 866 5300#**

AGENDA

MOMENT OF SILENCE

PLEDGE OF ALLEGIANCE

ROLL CALL

PUBLIC COMMENTS
At this time, members of the public will be given an opportunity to address the Board concerning items within the subject matter jurisdiction of the Board. Members of the public may also address the Board about a particular Agenda item at the time it is considered by the Board and before action is taken. If the item is on the Consent Calendar, please inform the Board Secretary before action is taken on the Consent Calendar and the item will be removed for separate consideration.

The Board requests, but does not require, that members of the public who want to address the Board complete a voluntary "Request to be Heard" form available from the Board Secretary prior to the meeting.

ITEMS RECEIVED TOO LATE TO BE AGENDIZED
Determine need and take action to agendize items(s) which arose subsequent to the posting of the Agenda. (ROLL CALL VOTE: Adoption of this recommendation requires a two-thirds vote of the Board members present, or, if less than two-thirds of the Board members are present, a unanimous vote of those members present.)

ITEMS DISTRIBUTED TO THE BOARD LESS THAN 72 HOURS PRIOR TO THE MEETING
Pursuant to Government Code Section 54957.5, non-exempt public records that relate to open session agenda items and are distributed to a majority of the Board less than 72 hours prior to the meeting will be available for public inspection in the lobby of the District's business office located at 18700 Ward Street, Fountain Valley, California 92708, during regular business hours. When practical, these public records will also be made available on the District's website, accessible at http://www.mwdoc.com.

NEXT RESOLUTION NO. 2170

CONSENT CALENDAR (Items 1 to 5)
All matters under the Consent Calendar will be approved by one motion unless a Board member requests separate action on a specific item.

1. MINUTES

a. March 2, 2026 Planning & Operations Committee Meeting
b. March 4, 2026 Workshop Board Meeting
c. March 11, 2026 Administration & Finance Committee Meeting
d. March 18, 2026 Regular Board Meeting
e. March 19, 2026 Executive Committee Meeting

Recommendation: Approve as presented.

2. TREASURER'S REPORTS

a. MWDOC Revenue/Cash Receipt Register as of March 31, 2026
b. Disbursement Registers (March/April)

Recommendation: Ratify and approve as presented.

c. Summary of Cash and Investment and Portfolio Master Summary Report (Cash and Investment report) as of February 28, 2026
d. PARS Monthly Statement (OPEB Trust)

Recommendation: Receive and file as presented

3. FINANCIAL REPORT

a. Combined Financial Statements and Budget Comparative for the Period Ending February 28, 2026

Recommendation: Receive and file as presented.

4. AWARD OF CONTRACT FOR DESIGN AND IMPLEMENTATION OF K-12 WATER EDUCATION SCHOOL PROGRAM SERVICES

Recommendation: Award Orange County Department of Education's Inside the Outdoors a 2-year contract with the option for three additional 1-year renewals, to design and deliver a comprehensive regional K-12 water education school program, and authorize the General Manager to execute the contract.

5. AWARD OF CONTRACT FOR CO-MANAGED INFORMATION TECHNOLOGY (IT) SERVICES

Recommendation: Award Highroad Information Technology a 1-year contract in the amount of $37,000, with the option of four additional 1-year renewals for a total not to exceed amount of $185,000 over five years, to provide co-managed Information Technology services and authorize the General Manager to execute the contract.

End of Consent Calendar

ACTION ITEMS

6. PUBLIC HEARING TO CONSIDER DIRECTOR COMPENSATION

Recommendation:
a. Open the Public Hearing (as noticed) regarding the draft ordinance to receive input from the public;
b. Consider said input on the draft ordinance; and
c. Consider adopting the ordinance to adjust the Director Compensation in the general form presented in any amount up to the statutory maximum of 5%.

7. PUBLIC HEARING TO CONSIDER ESTABLISHING CLASSES OF WATER SERVICE & TERMS AND CONDITIONS OF WATER SERVICE WITHIN THE DISTRICT

Recommendation:
a. Open the Public Hearing (as noticed) regarding the draft ordinance to receive input from the public;
b. Consider said input on the draft ordinance; and
c. Consider adopting the ordinance Establishing Classes of Water Service & Terms and Conditions of Water Service Within The District in the general form presented.

8. ADOPT A RESOLUTION APPROVING THE FINAL DRAFT BUDGET FOR FISCAL YEARS 2026-27 & 2027-28

Recommendation: Adopt a resolution Approving and Establishing the Biennial Budget for Fiscal Years 2026-27 and 2027-28.

9. ADOPT A RESOLUTION ESTABLISHING WATER RATES FOR FISCAL YEARS 2026-27 & 2027-28

Recommendation: Adopt a resolution Establishing Water Rates for Fiscal Years 2026-27 and 2027-28.

10. ADOPT A RESOLUTION APPROVING THE LOAN POLICY FOR THE 401(a) MONEY PURCHASE PENSION PLAN

Recommendation: Adopt a resolution Approving the Loan Policy for the 401(a) Money Purchase Pension Plan.

11. APPOINTMENT OF A SPECIAL (AD HOC) COMMITTEE TO REVIEW THE ADMINISTRATIVE CODE

Recommendation: Ratify the appointment of Directors Nederhood, Thomas, and Yoo Schneider to a Special (Ad Hoc) Committee, with Director Thomas serving as Chair, to complete a review of the Administrative Code and make recommendations to the Board.

INFORMATION CALENDAR (All matters under the Information Calendar will be Received/Filed as presented following any discussion that may occur)

12. GENERAL MANAGER'S REPORT, APRIL (ORAL AND WRITTEN)

Recommendation: Receive and file report(s) as presented.

13. MWDOC GENERAL INFORMATION ITEMS

a. Board of Directors - Reports re: Conferences and Meetings
b. Requests for Future Agenda Topic

Recommendation: Receive and file as presented.

ADJOURNMENT

Note: Accommodations for the Disabled. Any person may make a request for a disability-related modification or accommodation needed for that person to be able to participate in the public meeting by contacting Angela Crespi, District Secretary, at (714) 963-3058, or writing to Municipal Water District of Orange County 18700 Ward Street, Unit B, Fountain Valley, CA 92708. Requests must specify the nature of the disability and the type of accommodation requested. A telephone number or other contact information should be included so that District staff may discuss appropriate arrangements. Persons requesting a disability-related accommodation should make the request with adequate time before the meeting for the District to provide the requested accommodation.

MINUTES OF THE MEETING OF THE BOARD OF DIRECTORS OF THE MUNICIPAL WATER DISTRICT OF ORANGE COUNTY
Jointly with the
PLANNING & OPERATIONS COMMITTEE
18700 Ward Street, Conference Room 101, Fountain Valley, CA 92708
March 2, 2026 – 8:30 a.m. to 9:28 a.m.

The meeting was in-person at the Municipal Water District of Orange County's (MWDOC) Conference Room 101 and included attendance via the Zoom Webinar application.

P&O Committee
Karl W. Seckel, Chair
Bob McVicker
Megan Yoo Schneider

MWDOC Directors
Al Nederhood
Larry Dick
Randall Crane
Jeffery M. Thomas (arrived at 8:35 a.m.)

MWDOC MET Directors
Linda Ackerman

Staff
Harvey De La Torre, General Manager
Melissa Baum-Haley, Assistant General Manager
Angela Crespi, District Secretary
Vicki Osborn, Director of Emergency Management/ WEROC
Charles Busslinger, Director of Engineering/ District Engineer
Heather Baez, Director of Government Affairs
Hilary Chumpitazi, Director of Finance/IT
Damon Micalizzi, Director of Public Affairs
Jennifer Wicks, Communications Manager
Tiffany Baca, Education & Workforce Manager
Rachel Davis, Water Loss Control Programs Manager
Kathy Pham, Assistant Board Secretary
Sarina Sriboonlue, Principal Engineer
Rachel Waite-Harvey, Water Use Efficiency Programs Supervisor

Also Present

Dick Ackerman	Ackerman Consulting
Dennis Cafferty	El Toro Water District
Kay Havens	El Toro Water District
Mark Monin	El Toro Water District
Kathryn Freshley	El Toro Water District
Mike Gaskins	El Toro Water District
Vu Chu	El Toro Water District
Peer Swan	Irvine Ranch Water District
Paul Weghorst	Irvine Ranch Water District
Keith Van Der Maaten	Laguna Beach County Water District
Donald Froelich	Moulton Niguel Water District
Sherry Wanninger	Moulton Niguel Water District
Jim Atkinson	Mesa Water District
Stacy Taylor	Mesa Water District
Alicia Dunkin	Orange County Water District
Bill Green	South Coast Water District
Jennifer Lopez	South Coast Water District
Brad Reese	Serrano Water District

Brett Barbre	Yorba Linda Water District
Chuck Gibson	

Chairperson Seckel called the meeting to order at 8:30 a.m.

ROLL CALL

District Secretary Crespi conducted a roll call attendance of the Planning & Operations Committee members. Committee members Directors Seckel, McVicker, and Yoo Schneider were present. Directors Nederhood, Dick, and Crane were also present.

TELECONFERENCE SITES

Directors McVicker and Yoo Schneider participated via teleconference locations (all agenda requirements pursuant to the Ralph M. Brown Act requirements were complied with).

PUBLIC COMMENTS

There were no public comments.

ITEMS RECEIVED TOO LATE TO BE AGENDIZED

No items were received.

ITEMS DISTRIBUTED TO THE BOARD LESS THAN 72 HOURS PRIOR TO THE MEETING

No items were distributed to the Board of Directors (Board) less than 72 hours prior to the meeting.

ACTION ITEM

1. AUTHORIZE MEMORANDUM OF UNDERSTANDING (MOU) FOR MEMBERSHIP IN THE CENTER FOR DEMOGRAPHIC RESEARCH (CDR)

Director of Engineering and District Engineer Charles Busslinger provided an overview of the item.

Director Thomas arrived at 8:35 a.m.

The Board discussed how CDR can provide Geographic Information System (GIS) services for MWDOC upon request at an additional cost; therefore, this cost is not included in the MWDOC draft budget.

Upon MOTION by Director McVicker, seconded by Director Yoo Schneider, and carried (3-0), the Planning & Operations Committee recommended the Board of Directors approve continued participation in the Center for Demographic Research for Fiscal Years 2026-27 ($77,272), 2027-28 ($80,308), and 2028-29 ($85,656) for a total of $243,236 over the 3-year Memorandum of Understanding term by the following roll call vote:

AYES: Directors Seckel, McVicker, and Yoo Schneider
NOES: None
ABSTAIN: None
ABSENT: None

INFORMATION ITEMS

2. SOLE SOURCE – *IN CASE OF CRISIS* SOFTWARE APPLICATION

Water Emergency Resources of Orange County (WEROC) Specialist Miriam Aldana provided a brief overview of the item and explained how the software application is used.

3. PUBLIC AFFAIRS HIGHLIGHTS

General Manager Harvey De La Torre noted there is a video from the City of Westminster as apart of the 75th anniversary video series which highlights the different programs and partnerships MWDOC has with our member agencies.

Director Nederhood inquired about the status of the California State University (CSU) Water Career Video Series. Director Seckel inquired about the Water Energy Education Alliance (WEEA) & Water UCI Roundtable #22, including any outcomes.

Education & Workforce Manager Tiffany Baca provided the Board with an update on the CSU Water Career Video Series and a recap of Roundtable #22.

Assistant General Manager Melissa Baum-Haley highlighted a photo taken with City of Orange resident Ellie, who insisted on coming in to express her appreciation. Ellie shared that she “wished all government agencies could be like MWDOC.” She wanted to meet the Water Use Efficiency team who had assisted her and to let them know how much she valued their work.

4. DEPARTMENT ACTIVITIES REPORTS
   a. Ongoing MWDOC Reliability and Engineering/Planning Projects
   b. WEROC
   c. Water Use Efficiency Projects
   d. Public and Government Affairs

The Board discussed the upcoming Metropolitan shutdowns, staffing, asset management, and Capital Improvement Program.

5. REVIEW OF ISSUES RELATED TO PLANNING OR ENGINEERING PROJECTS, WEROC, WATER USE EFFICIENCY, FACILITY AND EQUIPMENT MAINTENANCE, WATER STORAGE, WATER QUALITY, CONJUNCTIVE USE PROGRAMS, EDUCATION, PUBLIC AFFAIRS PROGRAMS AND EVENTS, PUBLIC INFORMATION PROJECTS, PUBLIC INFORMATION CONSULTANTS, DISTRICT FACILITIES, AND MEMBER AGENCY RELATIONS

ADJOURNMENT

There being no further business, Chairperson Seckel adjourned the meeting at 9:28 a.m.

_____
Angela Crespi
District Secretary

MINUTES OF THE WORKSHOP MEETING OF THE MUNICIPAL WATER DISTRICT OF ORANGE COUNTY BOARD OF DIRECTORS WITH METROPOLITAN DIRECTORS March 4, 2026, 8:30 a.m.

At 8:30 a.m., President Dick called to order the Joint Workshop Board Meeting of the Municipal Water District of Orange County (MWDOC) with the Metropolitan Water District of Southern California (Metropolitan or MET) Directors Conference in Room 101 at the District facilities located in Fountain Valley, as well as including attendance via the Zoom Webinar application. Trabuco Canyon Water District General Manager Larry McKenney led the Pledge of Allegiance and District Secretary Crespi called the roll.

MWDOC Directors
Al Nederhood
Larry Dick
Bob McVicker
Karl W. Seckel*
Randall Crane*
Jeffery M. Thomas
Megan Yoo Schneider (absent)

*Also MWDOC MET Directors

Other MWDOC MET Directors
Linda Ackerman
Dennis Erdman

Staff
Harvey De La Torre, General Manager
Melissa Baum-Haley, Assistant General Manager
Angela Crespi, District Secretary
Charles Busslinger, Director of Engineering/ District Engineer
Heather Baez, Director of Government Affairs
Damon Micalizzi, Director of Public Affairs
Jennifer Wicks, Communications Manager
Rachel Davis, Water Loss Programs Manager
Kathy Pham, Assistant Board Secretary
Sarina Sriboonlue, Principal Engineer
Kevin Hostert, Senior Water Resources Analyst
Jared Dawson, Water Resources Analyst
Rachel Waite-Harvey, Water Use Efficiency Programs Supervisor
Joseph Byrne, Legal Counsel
Katrina Wraight, Legal Counsel

Also Present

Dick Ackerman	Ackerman Consulting
Doug Davert	East Orange County Water District
Dennis Cafferty	El Toro Water District
Vu Chu	El Toro Water District
Mike Gaskins	El Toro Water District
Kathryn Freshley	El Toro Water District
Kay Havens	El Toro Water District
Mark Monin	El Toro Water District
Steve LaMar	Irvine Ranch Water District
Peer Swan	Irvine Ranch Water District
Doug Reinhart	Irvine Ranch Water District
Paul Weghorst	Irvine Ranch Water District
Keith Van Der Maaten	Laguna Beach County Water District
Jim Atkinson	Mesa Water District
Jim Fisler	Mesa Water District
Jang Bae	Metropolitan
John Bednarski	Metropolitan
Adam Benson	Metropolitan

Shane Chapman	Metropolitan
Mai Hattar	Metropolitan
Katano Kasaine	Metropolitan
Albert Napoli	Metropolitan
Keith Nobriga	Metropolitan
JR Rhoads	Metropolitan
Arnout Van den Berg	Metropolitan
Dick Fiore	Moulton Niguel Water District
Donald Froelich	Moulton Niguel Water District
Sherry Wanninger	Moulton Niguel Water District
Sara Tucker	Natural Resource Results
Lisa Ohlund	Ohlund Management & Technical Services
Alicia Dunkin	Orange County Water District
Emily Novak	Orange County Water District
Chris Olsen	Orange County Water District
Saundra Jacobs	Santa Margarita Water District
Brad Reese	Serrano Water District
Rick Shintaku	South Coast Water District
Larry McKenney	Trabuco Canyon Water District
Peter Dorsch	Venture Strategic
Beth Olhasso	West Coast Advisors
Peter Whittingham	Whittingham Public Affairs Advisors
Brett Barbre	Yorba Linda Water District
Tom Lindsey	Yorba Linda Water District
Christine McIlrevey	Yorba Linda Water District
Ken Vecchiarelli	Yorba Linda Water District
Chuck Gibson	

TELECONFERENCE SITE

Director McVicker participated via teleconference location (all agenda requirements pursuant to the Ralph M. Brown Act requirements were complied with).

PUBLIC COMMENTS

President Dick asked whether any members of the public wished to comment on agenda items.

Orange County Local Agency Formation Commission (OC LAFCO) Special District Representative and Mesa Water District Director Jim Fisler conveyed his ongoing commitment to collaboration, offered himself as a resource to MWDOC, and expressed his willingness to provide support as needed.

ITEMS RECEIVED TOO LATE TO BE AGENDIZED

No items were received.

ITEMS DISTRIBUTED TO THE BOARD LESS THAN 72 HOURS PRIOR TO THE MEETING

President Dick inquired as to whether there were any items distributed to the Board of Directors

(Board) less than 72 hours prior to the meeting.

District Secretary Crespi reported there were no items distributed to the Board less than 72 hours prior to the meeting. She noted that the Board received the Special District's Dialogue from Director Fisler as well as a copy of the Metropolitan Biennial Budget presentation.

NEXT RESOLUTION NO. 2169

PRESENTATION ITEM

1. METROPOLITAN BIENNIAL BUDGET OVERVIEW (PRESENTATION BY METROPOLITAN STAFF)

Metropolitan Assistant General Manager/Chief Financial Officer Katano Kasaine provided a brief overview of the topic and introduced Revenue and Budget Manager Arnout Van den Berg, who proceeded with a presentation outlining Metropolitan's Baseline Budget, Key and Incremental Drivers, Proposed Rate Increases and Financial Metrics, Historical Water Transactions and Forecast, Proposed Biennial Budget Expenditures, Staffing Plan, 10-Year Forecast Capital Expenditure, Treatment Fixed Capacity Charge and Surcharge, Proposed Rates and Charges, Property Taxes, Biennial Rate Increases and Next Steps in the budget process.

The Board discussed Metropolitan's staffing plan including the need for additional staff compared to contractors and consultants, Metropolitan's projections and their accuracy, the reverse cyclic program, the fact that the Metropolitan budget does not impact MWDOC rate increases, there being no issues with stranded asset concerns related to the Pure Water project, confirmation that the reverse cyclic program did not impact Metropolitan's rates for this biennium, and funding for the Delta Conveyance Project.

President Dick left the meeting at 9:50 a.m., and Director Thomas presided over the remainder of the meeting.

The Board thanked Metropolitan staff for their presentation.

DISCUSSION ITEMS

2. LEGISLATIVE ACTIVITIES

a. Federal Legislative Report (Natural Resource Results)

In addition to the report provided in the agenda packet, Director of Government Affairs Heather Baez noted she will be sending the Board a letter from the Colorado River Board of California regarding comments on the draft environmental impact statement for post-2026 operational guidelines and strategies for Lake Powell and Lake Mead.

The Board thanked Ms. Baez for the information.

b. State Legislative Report (West Coast Advisors)

In addition to the report in the agenda packet, West Coast Advisors Beth Olhasso provided an overview of water supply conditions, Central Valley Project allocations, recent bill introductions, and an update on the state budget.

The Board thanked Ms. Olhasso for her report.

Director Nederhood left the meeting at 10:20 a.m.

c. Legal and Regulatory Report (Ackerman)

Mr. Dick Ackerman of Ackerman Consulting provided an update on U.S. Environmental Protection Agency (EPA) reporting requirements related to per- and polyfluoroalkyl substances (PFAS) and other related elements in products. He also informed the Board that the Governor issued a press release outlining a comprehensive water plan for 2028.

The Board thanked Mr. Ackerman for his report.

d. County Legislative Report (Whittingham)

In addition to the report provided in the agenda packet, Mr. Peter Whittingham of Whittingham Public Affairs Advisors informed the Board that the filing deadline for the primary election is Friday, March 6, at which point we will know the candidates running for the seats up for election.

The Board thanked Mr. Whittingham for his report.

e. MWDOC Legislative Matrix
f. Metropolitan Legislative Matrix

The Board received and filed the reports.

3. QUESTIONS OR INPUT ON METROPOLITAN ISSUES FROM THE MEMBER AGENCIES/ METROPOLITAN DIRECTOR REPORTS REGARDING METROPOLITAN COMMITTEE PARTICIPATION

Director Ackerman emphasized that the Metropolitan budget remains the primary focus. She noted the State Water Project Statement of Charges and its Audit found that the Department of Water Resources (DWR) owes Metropolitan a refund. Based on these findings, Metropolitan plans to start settlement discussions with DWR this summer.

ACTION ITEM

4. SENATE BILL 872 (McNERNEY) – CLIMATE CHANGE: FUNDING PRIORITIES

Upon MOTION by Director Seckel, seconded by Director Crane, and carried (4-0), the Board adopted a support position on Senate Bill 872 (McNerney) by the following roll call vote:

AYES: Directors Seckel, McVicker, Crane, and Thomas
NOES: None
ABSTAIN: None

ABSENT: Nederhood, Dick, and Yoo Schneider

INFORMATION ITEMS

5. METROPOLITAN ITEMS CRITICAL TO ORANGE COUNTY

a. Metropolitan's Finances
b. Metropolitan Water Supply Condition Update
c. Metropolitan Water Quality Update
d. Colorado River Issues
e. Delta Conveyance Activities and State Water Project Issues

6. METROPOLITAN BOARD AGENDA DISCUSSION ITEMS

a. Summary regarding December Metropolitan Board Meeting
b. Review items of significance for Metropolitan Board Agenda

ADJOURNMENT

There being no further business, Director Thomas adjourned the meeting at 10:40 a.m.

_____
Angela Crespi
District Secretary

MINUTES OF THE MEETING OF THE BOARD OF DIRECTORS OF THE MUNICIPAL WATER DISTRICT OF ORANGE COUNTY
Jointly with the
ADMINISTRATION & FINANCE COMMITTEE
March 11, 2026 – 8:30 a.m. to 10:39 a.m.

The meeting was in-person at the Municipal Water District of Orange County's (MWDOC) Conference Room 101 and included attendance via the Zoom Webinar application.

A&F Committee
Jeffery M. Thomas, Chair
Al Nederhood
Randall Crane

MWDOC Directors
Larry Dick
Bob McVicker
Karl W. Seckel
Megan Yoo Schneider

MWDOC MET Directors
Linda Ackerman
Dennis Erdman

Staff
Harvey De La Torre, General Manager
Melissa Baum-Haley, Assistant General Manager
Angela Crespi, District Secretary
Vicki Osborn, Director of Emergency Mgmt/ WEROC
Charles Busslinger, Director of Engineering/ District Engineer
Heather Baez, Director of Government Affairs
Hilary Chumpitazi, Director of Finance/IT
Cathy Harris, Director of HR/Administration
Damon Micalizzi, Director of Public Affairs
Jennifer Wicks, Communications Manager
Tiffany Baca, Education & Workforce Manager
Kathy Pham, Assistant Board Secretary
Sarina Sriboonlue, Principal Engineer
Rachel Waite-Harvey, Water Use Efficiency Programs Supervisor

Also Present

Dick Ackerman	Ackerman Consulting
Dennis Cafferty	El Toro Water District
Vu Chu	El Toro Water District
Mike Gaskins	El Toro Water District
Kay Havens	El Toro Water District
Mark Monin	El Toro Water District
Doug Reinhart	Irvine Ranch Water District
Paul Weghorst	Irvine Ranch Water District
Keith Van Der Maaten	Laguna Beach County Water District
Jonathan Cruz	Moulton Niguel Water District
Matt Collings	Moulton Niguel Water District
Donald Froelich	Moulton Niguel Water District
Ashley Goodin	Moulton Niguel Water District
Sherry Wanninger	Moulton Niguel Water District
Jim Atkinson	Mesa Water District
Chris Olsen	Orange County Water District
Charles Luas	Orchard Dale Water District
Saundra Jacobs	Santa Margarita Water District
Brad Reese	Serrano Water District

John Horst	Trabuco Canyon Water District
Wyatt McClean	Trabuco Canyon Water District
Michael Perea	Trabuco Canyon Water District
Karen Warner	Trabuco Canyon Water District
Chuck Gibson	

Chairperson Thomas called the meeting to order at 8:30 a.m.

ROLL CALL

District Secretary Crespi conducted a roll call attendance of the Administration & Finance Committee members. Committee members Directors Thomas, Nederhood, and Crane were present. Directors Dick, Seckel, McVicker, and Yoo Schneider were also present.

TELECONFERENCE SITES

Directors Seckel, McVicker, and Yoo Schneider participated via teleconference locations (all agenda requirements pursuant to the Ralph M. Brown Act requirements were complied with).

District Secretary Crespi announced that Director Seckel was participating remotely due to Just Cause circumstances under Section 54953.8.3 of the Brown Act, and that notice had been provided to the Board of Directors (Board).

PUBLIC COMMENTS

There were no public comments.

ITEMS RECEIVED TOO LATE TO BE AGENDIZED

No items were received.

ITEMS DISTRIBUTED TO THE BOARD LESS THAN 72 HOURS PRIOR TO THE MEETING

No items were distributed to the Board of Directors (Board) less than 72 hours prior to the meeting.

PROPOSED BOARD CONSENT CALENDAR ITEMS

1. TREASURER'S REPORT
    a. Revenue/Cash Receipt Report – February 2026
    b. Disbursement Approval Report for the month of March 2026
    c. Disbursement Ratification Report for the month of February 2026
    d. GM Approved Disbursement Report for the month of February 2026
    e. Consolidated Summary of Cash and Investment – January 2026
    f. OPEB and Pension Trust Fund statement

2. FINANCIAL REPORT
    a. Combined Financial Statements and Budget Comparative for the Period Ending January 31, 2026

Upon MOTION by Director Crane, seconded by Director Nederhood, and carried (3-0), the Administration & Finance Committee recommended adding Items 1 – 2 to the next regular Board meeting Consent Calendar by the following roll call vote:

AYES: Directors Thomas, Nederhood, and Crane
NOES: None
ABSTAIN: None
ABSENT: None

PRESENTATION ITEM

3. SUSTAIN SOUTHERN CALIFORNIA (PRESENTATION BY C. SCOTT KITCHER)

Sustain Southern California (Sustain SoCal) President and Chief Executive Officer provided a presentation highlighting membership, ecosystem, 2026, accelerator, elevation ventures, and foundation.

The Board discussed Sustain SoCal membership levels, Workforce and Water Education awareness, and opportunities for collaboration and networking with businesses.

The Board thanked C. Scott Kitcher for his presentation.

DISCUSSION ITEM

4. MWDOC 2nd DRAFT BUDGET FOR FISCAL YEARS 2026-27 & 2027-28

Assistant General Manager Melissa Baum-Haley provided an overview of the draft budget.

The Board discussed items incorporated in the 2nd draft budget: proposed rates and charges, revenue highlights, expense highlights, impacts on reserves, total water budget, compensation pool, staffing levels, Orange County Taxpayers Association (OC TAX) Membership, and Director compensation adjustment.

The Board acknowledged the incorporation of an estimated amount for a possible Director compensation adjustment in the 2nd draft budget. They directed staff to incorporate the Sustain SoCal membership in the final draft of the budget and to agendize the MWDOC Reliability Study Update for discussion at the mid-cycle point to review.

ACTION ITEM

5. APPROVAL OF 401(a) MONEY PURCHASE PENSION PLAN DOCUMENTS

Director of Human Resources and Administration Cathy Harris provided an overview of the item.

The Board discussed the key factors that led to the pension plan changes.

Upon MOTION by Director Crane, seconded by Director Nederhood, and carried (3-0), the Administration & Finance Committee recommended the Board of Directors adopt Resolution No. 2169 Approving the Restatement of the Municipal Water District of Orange County Money Purchase Pension Plan by the following roll call vote:

AYES: Directors Thomas, Nederhood, and Crane
NOES: None
ABSTAIN: None
ABSENT: None

INFORMATION ITEMS

6. DEPARTMENT ACTIVITIES REPORTS
   a. Administration
   b. Finance and Information Technology

7. MONTHLY WATER USAGE DATA AND WATER SUPPLY INFORMATION

OTHER ITEMS

8. REVIEW ISSUES REGARDING DISTRICT ORGANIZATION, PERSONNEL MATTERS, EMPLOYEE BENEFITS FINANCE, AND INSURANCE

ADJOURNMENT

There being no further business, Chairperson Thomas adjourned the meeting at 10:39 a.m.

_____
Angela Crespi
District Secretary

MINUTES OF THE REGULAR MEETING OF THE BOARD OF DIRECTORS MUNICIPAL WATER DISTRICT OF ORANGE COUNTY March 18, 2026

At 8:30 a.m., President Dick called to order the Regular Meeting of the Municipal Water District of Orange County (MWDOC) in the Boardroom at the District facilities located in Fountain Valley, as well as including attendance via the Zoom Webinar application. Following a moment of silence, Assistant General Manager Melissa Baum-Haley led the Pledge of Allegiance, and District Secretary Crespi called the roll.

MWDOC Directors
Al Nederhood
Larry Dick
Bob McVicker
Karl W. Seckel*
Randall Crane*
Jeffery M. Thomas
Megan Yoo Schneider

*Also MWDOC MET Directors

Other MWDOC MET Directors
Linda Ackerman
Dennis Erdman

Staff
Harvey De La Torre, General Manager
Melissa Baum-Haley, Assistant General Manager
Angela Crespi, District Secretary
Heather Baez, Director of Government Affairs
Cathy Harris, Director of Human Resources and Administration
Damon Micalizzi, Director of Public Affairs
Jennifer Wicks, Communications Manager
Tiffany Baca, Education and Workforce Manager
Kathy Pham, Assistant Board Secretary
Sarina Sriboonlue, Principal Engineer
Rachel Waite-Harvey, Water Use Efficiency Programs Supervisor
Katrina Wraight, Legal Counsel

Also Present

Dick Ackerman	Ackerman Consulting
Doug Davert	East Orange County Water District
Dennis Cafferty	El Toro Water District
Vu Chu	El Toro Water District
Kathryn Freshley	El Toro Water District
Mike Gaskins	El Toro Water District
Kay Havens	El Toro Water District
Mark Monin	El Toro Water District
Paul Weghorst	Irvine Ranch Water District
Jim Atkinson	Mesa Water District
James Fisler	Mesa Water District
Lisa Ohlund	Ohlund Management & Technical Services
John Kennedy	Orange County Water District
Chris Olsen	Orange County Water District
Charles Luas	Orchard Dale Water District
Saundra Jacobs	Santa Margarita Water District
Brad Reese	Serrano Water District
Bill Green	South Coast Water District
Jennifer Lopez	South Coast Water District
John Horst	Trabuco Canyon Water District
Michael Perea	Trabuco Canyon Water District

Brett Barbre	Yorba Linda Water District
Gene Hernandez	Yorba Linda Water District
Tom Lindsey	Yorba Linda Water District
Chuck Gibson	

TELECONFERENCE SITES

Director Yoo Schneider participated via teleconference location (all agenda and meeting requirements pursuant to the Ralph M. Brown Act were complied with).

Director McVicker was participating remotely due to Just Cause circumstances under Section 54953.8.3 of the Brown Act, and notice had been provided to the Board of Directors (Board).

PUBLIC COMMENTS

President Dick asked whether any member of the public had any comments on items that were not on the agenda.

There were no public comments.

ITEMS RECEIVED TOO LATE TO BE AGENDIZED

No items were received.

ITEMS DISTRIBUTED TO THE BOARD LESS THAN 72 HOURS PRIOR TO THE MEETING

President Dick inquired as to whether there were any items distributed to the Board less than 72 hours prior to the meeting.

District Secretary Crespi reported that no items were distributed to the Board less than 72 hours prior to the meeting.

NEXT RESOLUTION NO. 2169

CONSENT CALENDAR (Items 1 to 4)

Upon MOTION by Director Thomas, seconded by Director Seckel, and carried (7-0), the Board approved Consent Calendar Items 1 – 4 by the following roll call vote:

AYES:	Directors Nederhood, Dick, Seckel, McVicker, Crane, Thomas, and Yoo Schneider
NOES:	None
ABSTAIN:	None
ABSENT:	None

1. MINUTES

The following minutes were approved.

a. February 2, 2026 Planning & Operations Committee Meeting
b. February 4, 2026 Workshop Board Meeting
c. February 11, 2026 Administration & Finance Committee Meeting
d. February 18, 2026 Regular Board Meeting
e. February 19, 2026 Executive Committee Meeting

2. TREASURER'S REPORTS

The following items were ratified and approved as presented.

a. MWDOC Revenue/Cash Receipt Register as of February 28, 2026
b. Disbursement Registers (February/March)

The following items were received and filed as presented.

c. Summary of Cash and Investment and Portfolio Master Summary Report (Cash and Investment report) as of January 31, 2026
d. PARS Monthly Statement (OPEB Trust)

3. FINANCIAL REPORT

The following item was received and filed as presented.

a. Combined Financial Statements and Budget Comparative for the Period Ending January 31, 2026

4. AUTHORIZE MEMORANDUM OF UNDERSTANDING (MOU) FOR MEMBERSHIP IN THE CENTER FOR DEMOGRAPHIC RESEARCH (CDR)

The Board approved continued participation in the CDR for Fiscal Years 2026-27 ($77,272), 2027-28 ($80,308), and 2028-29 ($85,656) for a total of $243,236 over the 3-year MOU term.

ACTION ITEM

5. APPROVAL OF 401(a) MONEY PURCHASE PENSION PLAN DOCUMENTS

Upon MOTION by Director Thomas, seconded by Director Seckel, and carried (7-0), the Board adopted Resolution No. 2169 Approving the Restatement of the Municipal Water District of Orange County Money Purchase Pension Plan by the following roll call vote:

AYES: Directors Nederhood, Dick, McVicker, Seckel, Crane, Thomas, and Yoo Schneider
NOES: None
ABSTAIN: None
ABSENT: None

INFORMATION CALENDAR

6. GENERAL MANAGER'S REPORT, FEBRUARY (ORAL AND WRITTEN)

The Board discussed Water Energy Education Alliance (WEEA) co-facilitating the Santiago Canyon College documentary screening and student networking event, MWDOC tree incentive program, and Orange County Data Acquisition Partnership (OCDAP) Steering and Technical Advisory Committee (STAC) meeting and how aerial imagery is used.

Director Seckel requested that staff agendize Senate Bill (SB) 72 at a future meeting as information becomes available.

7. MWDOC GENERAL INFORMATION ITEMS

a. Board of Directors - Reports re: Conferences and Meetings

The Board members each reported on their attendance at the regular MWDOC Board and Committee meetings. In addition to these meetings, the following reports were made on conferences and meetings attended on behalf of the District.

Director Yoo Schneider advised that she attended all of the regularly scheduled MWDOC meetings (Planning & Operations, Administration & Finance, and Executive Committee meetings, as well as the Joint Workshop and Regular Board meeting), South Coast Water District Board meeting, California Council for Environmental and Economic Balance Water, Chemistry & Water Project meeting, and several Metropolitan Water District of Southern California (Metropolitan) Board and Committee meetings.

Director McVicker reported that he attended all of the regularly scheduled MWDOC meetings (Planning & Operations, Administration & Finance, and Executive Committee meetings, as well as the Joint Workshop and Regular Board meeting), several Metropolitan Board and Committee meetings, Independent Special Districts of Orange County (ISDOC) Executive Committee meeting, Water Advisory Committee of Orange County (WACO) and WACO Planning, and State Water Resources Control Board hearing.

Director Nederhood advised that he attended all of the regularly scheduled MWDOC meetings (Planning & Operations, Administration & Finance, and Executive Committee meetings, as well as the Joint Workshop and Regular Board meeting), several Metropolitan Board and Committee meetings, ISDOC, WACO meeting, Orange County Water Summit Ad Hoc Committee meeting, California Data Collaborative meeting, and Urban Water Institute Spring Conference. Director Nederhood provided a recap of the Metropolitan meetings he attended.

Director Thomas reported that he attended most of the regularly scheduled MWDOC meetings (Administration & Finance and Executive Committee meetings, as well as the Joint Workshop and Regular Board meeting), Orange County Water Summit Ad Hoc Committee meetings, Urban Water Institute Spring Conference, and a meeting with the General Manager.

Director Seckel advised that he attended all of the regularly scheduled MWDOC meetings (Planning & Operations, Administration & Finance, and Executive Committee meetings, as well as the Joint Workshop and Regular Board meeting), Metropolitan Board and Committee meetings, WACO and WACO Planning, and Inland Caucus meeting.

Director Crane reported that he attended all of the regularly scheduled MWDOC meetings (Planning & Operations, Administration & Finance, and Executive Committee meetings, as well as the Joint Workshop and Regular Board meeting), Metropolitan Board and Committee meetings, Urban Water Institute Spring Conference, WACO meeting, ISDOC Executive Committee meeting, and an inspection trip with Director Erdman.

Director Dick advised that he attended all of the regularly scheduled MWDOC meetings (Planning & Operations and Administration & Finance, and Executive Committee meetings, as well as the Joint Workshop and Regular Board meeting), Orange County Water Summit Ad Hoc Committee meeting, WACO and WACO Planning, ISDOC, and Cal Cities Orange County Division Quarterly meeting.

b. Requests for Future Agenda Topics

Under Item No. 6, General Manager's Report, Director Seckel requested that staff agendize Senate Bill (SB) 72 at a future meeting as information becomes available.

ADJOURNMENT

There being no further business, President Dick adjourned the meeting at 9:09 a.m.

_____
Angela Crespi
District Secretary

MINUTES OF THE MEETING OF THE BOARD OF DIRECTORS OF THE MUNICIPAL WATER DISTRICT OF ORANGE COUNTY
Jointly with the
EXECUTIVE COMMITTEE
March 19, 2026 8:30 a.m. to 9:51 a.m.

At 8:30 a.m., President Dick called to order the Executive Committee Meeting of the Municipal Water District of Orange County (MWDOC) in Conference Room 101 at the District facilities located in Fountain Valley, as well as including attendance via the Zoom Webinar application. District Secretary Crespi called the roll.

Executive Committee
Larry Dick President
Jeffery M. Thomas, Vice President
(arrived at 8:36 a.m.)
Bob McVicker, Immediate Past President

Staff
Harvey De La Torre, General Manager
Melissa Baum-Haley, Assistant General Manager
Angela Crespi, District Secretary
Damon Micalizzi, Director of Public Affairs
Kathy Pham, Assistant Board Secretary

MWDOC Directors
Al Nederhood
Karl W. Seckel (absent)
Randall Crane
Megan Yoo Schneider

MWDOC MET Directors
Linda Ackerman
Dennis Erdman

Also Present

Mark Monin	El Toro Water District
Keith Van Der Maaten	Laguna Beach County Water District
James Fisler	Mesa Water District
Donald Froelich	Moulton Niguel Water District
Sherry Wanninger	Moulton Niguel Water District
Saundra Jacobs	Santa Margarita Water District
Greg Mills	Serrano Water District
Brad Reese	Serrano Water District
Jerry Vilander	Serrano Water District
Chuck Gibson	

TELECONFERENCE SITES

Directors Nederhood, McVicker and Yoo Schneider participated via teleconference locations (all agenda requirements pursuant to the Ralph M. Brown Act requirements were complied with).

PUBLIC COMMENTS

There were no public comments.

ITEMS RECEIVED TOO LATE TO BE AGENDIZED

No items were received.

ITEMS DISTRIBUTED TO THE BOARD LESS THAN 72 HOURS PRIOR TO THE MEETING

President Dick inquired as to whether there were any items distributed to the Board of Directors (Board) less than 72 hours prior to the meeting.

District Secretary Crespi advised that the draft agendas for the month of April were distributed to the Board and made available to the public.

1. EXECUTIVE COMMITTEE REVIEW OF FUTURE AGENDAS

The Board reviewed and discussed the draft agendas for each meeting and made no changes.

a. Planning & Operations Committee

No new items were added to the Agenda.

b. Joint Workshop

No new items were added to the Agenda.

c. Administration & Finance Committee

No new items were added to the Agenda.

2. DISCUSSION REGARDING UPCOMING ACTIVITIES OF SIGNIFICANCE

General Manager Harvey De La Torre informed the Board that the next Metropolitan Water District of Southern California's (Metropolitan) Budget Workshop will be on March 24. He noted that Public Affairs will continue to post social media content, in collaboration with our member agencies, to highlight MWDOC's 75th anniversary celebration. He also announced that Southern California Water Coalition Quarterly meeting will be held on May 15 at Wilson Creek Winery.

3. MEMBER AGENCY RELATIONS

General Manager Harvey De La Torre announced that staff will be presenting MWDOC and Metropolitan draft budgets at today's Joint Member Agencies Managers meeting with the City of Anaheim, Fullerton, and Santa Ana. He informed the Board that the Public Affairs team will host a MWDOC booth at the Walk for Water event at Mile Square Park in Fountain Valley on March 21. He also reported that Director Erdman and staff will present the MWDOC and Metropolitan draft budgets at the South Orange County Agencies Group Joint meeting with MWDOC and the Orange County Water District.

4. GENERAL MANAGER'S REPORTS

General Manager Harvey De La Torre informed the Board that Water Emergency Response Organization of Orange County (WEROC) Specialist Janine Schunk's last day is March 26. He reported that he will be attending a Metropolitan Inspection Trip with Director Crane to the State Water Project and the Delta Islands from March 27 to March 28. He also informed the Board that Metropolitan is seeking interest in a Member Agency General Managers' Retreat at Gene Camp, tentatively scheduled for April 2 and April 3, to discuss upcoming policy and projects.

He shared that he was interviewed for the April issue of the *Municipal Water Leaders* magazine.

5. REVIEW AND DISCUSS DISTRICT AND BOARD ACTIVITIES

District Secretary Crespi provided a presentation on the Administration Code Review Approach, highlighting three categories of review from legal, staff, and an Ad Hoc Committee, as well as a proposed timeline and next steps.

The Board discussed working with the California Special Districts Association (CSDA) Senior Public Affairs Field Coordinator, Chris Palmer, as part of the efforts, General Legal Counsel's role in the review, the proposed timeline, and the role of the Administration and Finance Committee in the process.

The Board directed staff to agendize ratification of an Ad Hoc Committee at the April 15 Board meeting.

Assistant General Manager Melissa Baum-Haley shared a new initiative from the Water Use Efficiency and Public Affairs team, in coordination with the Orange County Public Libraries, to promote water efficiency at selected library locations, featuring seed bookmarks that children can take to use for their books and then plant the seed packet. She also informed the Board that yesterday at the California Water Efficiency Partnership (CalWEP) Spring Plenary at Irvine Ranch Water District, MWDOC staff received several compliments on their leadership roles and our leak detection services.

General Manager Harvey De La Torre informed the Board that the Supervisor Academy Training hosted by MWDOC and presented by The Centre for Organization Effectiveness began in January 2026, and consisted of five full-day sessions. The second cohort, consisting of 30 individuals from member agencies, will be completing their training on April 6, including four staff members from MWDOC: Angela, Jennifer, Sam, and Therese.

ADJOURNMENT

There being no further business, President Dick adjourned the meeting at 9:43 a.m.

_____
Angela Crespi
District Secretary

Municipal Water District of Orange County
REVENUE / CASH RECEIPT REPORT
March 2026

WATER REVENUES

Date	From	Description		Amount
3/03/2026	City of La Palma	January 2026 Water deliveries	$	952.14
3/06/2026	City of Garden Grove	January 2026 Water deliveries		67,088.24
3/06/2026	City of San Clemente	January 2026 Water deliveries		641,041.42
3/09/2026	Santa Margarita Water District	January 2026 Water deliveries		1,304,283.12
3/09/2026	Santa Margarita Water District (ID9)	January 2026 Water deliveries		412,780.67
3/10/2026	Laguna Beach County Water District	January 2026 Water deliveries		349,656.43
3/10/2026	Mesa Water District	January 2026 Water deliveries		186.23
3/10/2026	South Coast Water District	January 2026 Water deliveries		272,236.24
3/11/2026	City of Orange	January 2026 Water deliveries		376,407.00
3/11/2026	City of Seal Beach	January 2026 Water deliveries		15,248.72
3/11/2026	East Orange Co Water District	January 2026 Water deliveries		184,123.55
3/12/2026	City of Westminster	January 2026 Water deliveries		3,066.31
3/12/2026	Yorba Linda Water District	January 2026 Water deliveries		226,871.01
3/13/2026	El Toro Water District	January 2026 Water deliveries		450,489.42
3/13/2026	Golden State Water Company	January 2026 Water deliveries		704,912.61
3/13/2026	Moulton Niguel Water District	January 2026 Water deliveries		1,750,630.91
3/13/2026	Orange County Water District	January 2026 Water deliveries		113,623.09
3/23/2026	City of La Habra	February 2026 Water deliveries		7,403.37
3/23/2026	Serrano Water District	February 2026 Water deliveries		8,888.87
3/27/2026	City of Buena Park	February 2026 Water deliveries		18,313.92
3/27/2026	City of Huntington Beach	February 2026 Water deliveries		431,114.59
3/27/2026	City of San Clemente	February 2026 Water deliveries		684,376.16
3/27/2026	City of Seal Beach	February 2026 Water deliveries		15,248.72
3/31/2026	City of Newport Beach	February 2026 Water deliveries		33,772.97
		TOTAL WATER REVENUES	**$**	**8,072,715.71**

Municipal Water District of Orange County
REVENUE / CASH RECEIPT REPORT
March 2026

MISCELLANEOUS REVENUES

Date	From	Description	Amount
3/02/2026	Stan Sprague	February 2026 Retiree Health insurance	$ 245.65
3/02/2026	Keith Lyon	March 2026 Retiree Health insurance	245.65
3/03/2026	Joseph Berg	March 2026 Retiree Health insurance	420.74
3/03/2026	Steve Hedges	March 2026 Retiree Health insurance	57.17
3/10/2026	Judy Pfister	March 2026 Retiree Health insurance	39.85
3/10/2026	Maribeth Goldsby	March 2026 Retiree Health insurance	245.65
3/25/2026	Stan Sprague	March 2026 Retiree Health insurance	245.65
3/24/2026	Karl Seckel	April 2026 Retiree Health insurance	245.65
3/30/2026	Keith Lyon	April 2026 Retiree Health insurance	245.65
3/02/2026	Christina Hernandez	Purchase of surplus property	40.00
3/18/2026	US Bank	CAL Card rebate check	1,179.43
3/27/2026	Larry Dick	MWDOC apparel purchase	80.00
3/02/2026	US Bank Custodial Account	Leaders Credit Union Interest payment	794.52
3/18/2026	US Bank Custodial Account	Citigroup Interest payment	5,631.16
3/23/2026	US Bank Custodial Account	Toyota Financial Interest payment	4,525.00
3/30/2026	US Bank Custodial Account	Leaders Credit Union Interest payment	821.92
3/31/2026	US Bank	Monthly Interest	101.82
3/11/2026	Metropolitan Water District	Community Partnering Program Sponsorship for Enviroscape Educational Models	3,000.00
3/18/2026	Santa Margarita Water District	January 2026 Smartimer rebate program	57.00
3/10/2026	Mesa Water District	September 2025 Turf Removal rebate program	104.00
3/12/2026	Trabuco Canyon Water District	September 2025 Spray to Drip rebate program	1,025.00
3/10/2026	City of Fountain Valley	January 2026 Spray to Drip rebate program	337.20
3/10/2026	City of La Habra	January 2026 Spray to Drip rebate program	438.00
3/10/2026	Golden State Water Company	January 2026 Spray to Drip rebate program	1,066.00
3/13/2026	City of Buena Park	January 2026 Spray to Drip rebate program	876.00
3/20/2026	City of Huntington Beach	January 2026 Spray to Drip rebate program	5,115.65
3/25/2026	City of Orange	January 2026 Spray to Drip rebate program	447.42
3/30/2026	City of Garden Grove	January 2026 Spray to Drip rebate program	2,720.40
3/12/2026	Trabuco Canyon Water District	January 2026 Clothes Washers rebate program	290.00
3/23/2026	Laguna Beach County Water District	January 2026 Clothes Washers rebate program	65.00
3/18/2026	Mesa Water District	January 2026 Smartimer and Spray to Drip rebate program	1,991.53
3/20/2026	City of Tustin	January 2026 Turf Removal and Spray to Drip rebate program	312.00
3/30/2026	City of Orange	February 2026 Turf Removal and Spray to Drip rebate program	416.00
3/06/2026	City of San Clemente	December 2025 Turf Removal and Clothes Washers rebate program	319.00
3/13/2026	Irvine Ranch Water District	January 2026 Smartimer, Turf Removal and Spray to Drip rebate program	3,562.75
3/18/2026	Moulton Niguel Water District	January 2026 Smartimer, Turf Removal and Clothes Washers rebate program	3,257.88
3/20/2026	City of San Clemente	January 2026 Turf Removal, Spray to Drip and Clothes Washers rebate program	2,299.00
3/13/2026	City of Fullerton	Additional Funding FY 2024-26 Conservation Framework TAP	72,721.97
3/25/2026	City of Newport Beach	FY 2024-26 Conservation Framework Technical Assistance program	12,521.30
3/03/2026	City of Santa Ana	Jul-Dec 2025 School Billing	50,128.78
3/23/2026	City of Garden Grove	Addition to the Choice School billing	5,684.15
3/03/2026	City of Fountain Valley	5 days Supervisor training	2,400.00
3/20/2026	City of San Clemente	2025 Urban Water Management Plan	58,613.00
3/10/2026	City of Fountain Valley	AWIA Emergency Response Plan	17,250.00
3/13/2026	City of Buena Park	AWIA Emergency Response Plan	17,250.00
3/18/2026	Yorba Linda Water District	AWIA Emergency Response Plan	63,250.00
3/19/2026	City of Westminster	AWIA Emergency Response Plan	17,250.00
3/20/2026	City of Tustin	AWIA Emergency Response Plan	17,250.00
3/25/2026	City of Newport Beach	AWIA Emergency Response Plan	34,500.00
3/27/2026	City of San Clemente	AWIA Emergency Response Plan	17,250.00
3/31/2026	El Toro Water District	AWIA Emergency Response Plan	34,500.00
3/06/2026	City of Brea	AWIA Risk and Resilience Assessment	32,200.00
3/10/2026	Serrano Water District	AWIA Risk and Resilience Assessment	32,200.00
3/11/2026	City of Seal Beach	AWIA Risk and Resilience Assessment	32,200.00
3/12/2026	Trabuco Canyon Water District	AWIA Risk and Resilience Assessment	32,200.00
		TOTAL MISCELLANEOUS REVENUES	**$ 592,234.54**
		TOTAL REVENUES	**$ 8,664,950.25**

Melissa Baum-Haley
Harvey De La Torre, General Manager

Hilary Chumpitazi
Hilary Chumpitazi, Treasurer

Municipal Water District of Orange County
Disbursement Approval Report
For the month of April 2026

Vendor/ Invoice	Description	Amount to Pay
Core Expenditures:		
Ackerman Consulting-Richard C Ackerman		
1466	March 2026 Legal and regulatory specialized consulting services	3,500.00
Total		**3,500.00**
Alta FoodCraft		
12611247	March 2026 Coffee and tea supplies	132.04
Total		**132.04**
Best Best and Krieger LLP		
55401-FEB26	February 2026 Legal services	17,112.78
Total		**17,112.78**
Calif Environmental Edu Foundation-CEEF		
03-09-26	WEEA Sponsorship 2026 CEEF Teacher Institute on "Best Practices in Environmental Education and Stewardship"	5,000.00
Total		**5,000.00**
Carollo Engineers Inc		
FB79984	February 2026 Urban Water Management Plan Development services	250,150.63
Total		**250,150.63**
California Council for Environmental and Economic Balance-CCEEB		
2026-225	Participation in CCEEB Projects from 07/01/26-06/30/27	29,000.00
Total		**29,000.00**
Consultadd Inc		
41724	March 2026 Enterprise Resource Planning (ERP) Implementation services	10,935.00
Total		**10,935.00**
Green Thumb (Indoor Plant Care) LLC-Dedo Verde Interior		
20260301	April 2026 Indoor plant service	350.50
Total		**350.50**
Dopudja & Wells Consulting Inc		
2576	February 2026 Senior Advisory Consulting Services for State and Federal Legislative and Policy Matters	385.00
2596	February 2026 Consulting services on MET Strategic Issues and Priorities	8,025.23
Total		**8,410.23**
Elevated Health Inc		
April 2026	Pre-employment physical for new staff member	145.00
Total		**145.00**

Municipal Water District of Orange County
Disbursement Approval Report
For the month of April 2026

Vendor/ Invoice	Description	Amount to Pay
E Source Companies LLC		
14841	February 2026 Advanced Metering Infrastructure Technical Assistance Workgroups - Customer Meter Analysis	17,150.00
14844	February 2026 Technical Assistance Program services for Water Loss Control	6,780.00
Total		**23,930.00**
Maribeth Goldsby		
30626	January-March 2026 Retiree medical premium	1,623.20
Total		**1,623.20**
GovConnection Inc		
77412204	Monthly SharePoint cloud storage and annual license subscriptions for Dynamics 365 Finance & Operations for Enterprise Resource Planning (ERP)	9,907.60
Total		**9,907.60**
Hashtag Pinpoint Corporation		
2042	March 2026 Social Media consultation and services	7,913.00
Total		**7,913.00**
Jill Promotions		
12865	03/11/26 New Hire Polo shirts and 75th logo apparel for Director	1,361.33
Total		**1,361.33**
Lawnscape Systems Inc		
458561	March 2026 Landscape maintenance for Atrium	495.00
Total		**495.00**
Phil Letrong		
31526	January-March 2026 Retiree medical premium	608.70
Total		**608.70**
Natural Resource Results LLC		
5852	March 2026 Federal Advocacy Agreement services	8,000.00
Total		**8,000.00**
NDS		
864727	03/06/26 Board packet delivery service	171.39
864832	03/13/26 Board packet delivery service	171.39
865134	03/27/26 Board packet delivery service	171.39
Total		**514.17**
ODP Business Solutions LLC		
462245749001	03/10/26 Office supplies	59.70
462727316001	03/12/26 Office supplies	178.98
Total		**238.68**

Municipal Water District of Orange County
Disbursement Approval Report
For the month of April 2026

Vendor/ Invoice	Description	Amount to Pay
Office Solutions		
I-20029934	03/10/26 Office supplies	87.76
I-20030341	03/11/26 Office supplies	76.65
I-20030752	03/12/26 Office supplies	48.54
I-20032077	03/17/26 Office supplies	15.81
I-20033221	03/19/26 Name plate for new staff member	19.30
I-20033660	03/20/26 Office supplies	171.56
I-20034012	03/23/26 Office supplies	52.14
I-20034218	03/24/26 Office supplies	126.26
I-20034159	03/24/26 Business cards for staff	51.93
Total		**649.95**
Orange County Water District		
28283	February 2026 Postage, shared office & maintenance expense	10,431.76
Total		**10,431.76**
Judy Pfister		
31026	October-December 2025 Retiree medical premium	555.00
Total		**555.00**
Predict Success-Anne Sandberg		
3/13/26	03/13/26 New employee assessments and Executive Coaching sessions	1,200.00
Total		**1,200.00**
Print & Finishing Solutions-Ordway Corporation		
INV22079	2-year maintenance agreement for binding machine from 02/18/26-02/17/28	1,640.00
Total		**1,640.00**
Mary Snow		
33126	January-March 2026 Retiree medical premium	608.70
Total		**608.70**
Soto Resources-Joey C Soto		
GA-MAR-111	March 2026 Grant Research and Acquisition	3,250.00
Total		**3,250.00**
Pauline D Wennerstrom		
30226	January-March 2026 Retiree medical premium	608.70
Total		**608.70**
Whittingham Public Affairs Advisors-WPAA		
3401	April 2026 Strategic guidance on local & regional issues	5,000.00
Total		**5,000.00**

Municipal Water District of Orange County
Disbursement Approval Report
For the month of April 2026

Vendor/ Invoice	Description	Amount to Pay
West Coast Advisors		
14540	March 2026 State Legislative Advocacy services	8,500.00
Total		**8,500.00**
Total Core Expenditures		**411,771.97**

Choice Expenditures:

Bryton Printing Inc		
19089	Water Use Efficiency Spring 2026 bill inserts for member agencies	5,485.12
Total		**5,485.12**
Building Block Entertainment		
4004-2	March 2026 Choice Elementary School Program K-2	8,837.00
Total		**8,837.00**
Grainger		
9848239613	Water Loss Control Shared Services supplies	238.99
Total		**238.99**
Mission RCD		
3560	March 2026 Field inspection and verification for Water Use Efficiency rebate programs	9,703.18
Total		**9,703.18**
Orange County Dept of Education		
94WI2210	February 2026 Choice School Program for grades 3-8	25,680.98
Total		**25,680.98**
Orange County Water District		
28283	February 2026 Postage for Water Use Efficiency rebate programs	18.50
Total		**18.50**
Westerly Meter Service Co.-Lane M Matsuno		
18091	March 2026 Meter Accuracy Testing for Mesa Water District	3,000.00
Total		**3,000.00**
Total Choice Expenditures		**52,963.77**

Municipal Water District of Orange County
Disbursement Approval Report
For the month of April 2026

Vendor/ Invoice	Description	Amount to Pay
Other Funds Expenditures:		
Environmental Incentives Inc		
MWDOC TAP-12	February 2026 Frameworks Technical Assistance Program services	89,168.98
Total		**89,168.98**
Mega Maids Cleaning Service		
14696	03/27/26 Cleaning of the WEROC Logistics EOC (formerly N. EOC) office area	130.00
Total		**130.00**
Mission RCD		
3560	March 2026 Field inspection and verification for Water Use Efficiency rebate programs	7,463.17
Total		**7,463.17**
Total Other Funds Expenditures		**96,762.15**
Total Expenditures		**561,497.89**

Municipal Water District of Orange County
Disbursement Ratification Report
For the Month of March 2026

Name/ Date	Check/ EFT	Invoice	Description	Amount
Core Disbursements:				
Tiffany Baca				
3/31/2026	EFT	22526	February 2026 Business expense	245.69
Total				**245.69**
Heather Baez				
3/31/2026	EFT	12626	January 2026 Business expense	188.23
3/31/2026	EFT	22626	February 2026 Business expense	253.13
Total				**441.36**
Melissa Buendia				
3/31/2026	144559	12626	January 2026 Business expense	441.59
Total				**441.59**
Corodata Records Management				
3/31/2026	EFT	RS7158591	February 2026 Records Storage Fees	74.15
Total				**74.15**
Jared Dawson				
3/31/2026	EFT	120925	December 2025 Business expense	82.31
3/31/2026	EFT	21026	February 2026 Business expense	48.08
3/31/2026	EFT	22726	February 2026 Business expense	239.92
Total				**370.31**
Larry Dick				
3/31/2026	EFT	21926	February 2026 Business expense	139.95
Total				**139.95**
Sam Fetter				
3/31/2026	EFT	22526	February 2026 Business expense	21.00
Total				**21.00**
Frontier Communications Holdings LLC				
3/13/2026	144537	120125-5-MAR26	March 2026 Internet expense	675.00
Total				**675.00**
Rachel Waite				
3/31/2026	EFT	20326	February 2026 Business expense	35.96
Total				**35.96**
Mesa Water District				
3/31/2026	EFT	21726	Refund for cancellation of 01/26/26 Water Policy Forum & Dinner table reservation	1,350.00
Total				**1,350.00**
Al Nederhood				
3/31/2026	EFT	22726	February 2026 Business expense	325.55
Total				**325.55**
Jasmine Orozco				
3/31/2026	EFT	20426	February 2026 Business expense	106.71
Total				**106.71**
Petty Cash				
3/13/2026	144541	OCT25-FEB26	10/01/25-02/28/26 Petty cash reimbursement	(49.32)
Total				**(49.32)**

Municipal Water District of Orange County
Disbursement Ratification Report
For the Month of March 2026

Name/ Date	Check/ EFT	Invoice	Description	Amount
Ricoh USA Inc				
3/31/2026	EFT	9033586001	11/28/25-02/27/26 Ricoh copier maintenance	62.66
Total				**62.66**
Megan Schneider				
3/31/2026	EFT	22026	February 2026 Business expense	189.69
Total				**189.69**
Karl Seckel				
3/31/2026	EFT	21926	February 2026 Business expense	47.15
Total				**47.15**
Jeffery Thomas				
3/31/2026	EFT	22726	February 2026 Business expense	208.80
Total				**208.80**
US Bank				
3/31/2026	144564	2978/4192/8910/1189-FEB26	01/23/26-02/23/26 Cal Card Charges	39,710.57
Total				**39,710.57**
Verizon Wireless				
3/13/2026	144543	6136804390	February 2026 4G Mobile broadband unlimited service	80.02
Total				**80.02**
Jennifer Wicks				
3/31/2026	EFT	20326	February 2026 Business expense	86.09
Total				**86.09**
Sarah Wilson				
3/31/2026	EFT	22426	February 2026 Business expense	25.38
Total				**25.38**
Total Core Disbursements				**44,588.31**

Choice Disbursements:

US Bank				
3/31/2026	144564	1189-FEB26	01/23/26-02/23/26 Cal Card Charges	1,197.39
Total				**1,197.39**
US Bank Voyager Fleet Systems				
3/13/2026	EFT	8694349932609	01/25/26-02/24/26 Fuel for Water Loss Control Shared Services Vehicles	678.26
Total				**678.26**
Total Choice Disbursements				**1,875.65**

Other Funds Disbursements:

Miriam L Aldana Vargas				
3/31/2026	144558	22526	February 2026 Business expense	156.92
Total				**156.92**

Municipal Water District of Orange County
Disbursement Ratification Report
For the Month of March 2026

Name/ Date	Check/ EFT	Invoice	Description	Amount
AT&T				
3/18/2026	144544	24862334	February 2026 Telephone expense for WEROC N. EOC	40.69
Total				**40.69**
Metropolitan Water District				
3/30/2026	EFT0330202	12105	January 2026 Water deliveries	7,761,286.98
Total				**7,761,286.98**
Petty Cash				
3/13/2026	144541	OCT25-FEB26	10/01/25-02/28/26 Petty cash reimbursement	237.44
Total				**237.44**
San Bernardino Valley Municipal WD				
3/31/2026	144562	22526	Prop 1 Project Partner Reimbursement per Report 20	63,371.51
Total				**63,371.51**
Santiago Aqueduct Commission				
3/31/2026	144563	12026	January 2026 SAC Pipeline Operation Surcharge	2,791.88
Total				**2,791.88**
Janine Schunk				
3/25/2026	144546	21226	February 2026 Business expense	183.51
Total				**183.51**
Santa Margarita Water District				
3/31/2026	EFT	12026	January 2026 SCP Operation Surcharge	20,869.36
Total				**20,869.36**
Spray to Drip Rebate				
3/13/2026	144530	S2D6-C-YLWD-48864-19498	Kellogg Terrace	3,420.00
3/13/2026	144524	S2D7-C-BP-54399-23835	Icm Jae Investments	7,584.00
3/13/2026	144525	S2D7-C-FV-54399-23822	Icm Jae Investments	4,632.00
3/13/2026	144522	S2D7-C-IRWD-55004-23820	Buckhead Properties LP	3,241.00
3/31/2026	144552	S2D7-R-ETWD-55192-24000	L. Lobb	1,393.00
3/31/2026	144555	S2D7-R-HB-55179-23956	D. Skinner	1,384.00
3/31/2026	144550	S2D7-R-SM-55149-23927	D. Lassen	693.00
3/31/2026	144548	S2D7-R-SM-55172-23938	J. Cotter	2,068.00
Total				**24,415.00**
Turf Rebate				
3/13/2026	144526	TR17-C-BP-54399-53683	Icm Jae Investments	36,125.00
3/13/2026	144519	TR17-C-BREA-54763-53652	925-1075 Lambert RoadLlc Bb	106,755.00
3/13/2026	144520	TR17-C-BREA-54763-53653	925-1075 Lambert RoadLlc Bb	47,970.00
3/13/2026	144527	TR17-C-FV-54399-53674	Icm Jae Investments	18,180.00
3/13/2026	144528	TR17-C-FV-54399-53761	Icm Jae Investments	53,990.00
3/13/2026	144532	TR17-C-IRWD-49870-53187	Woodbridge Village Association	12,745.00
3/13/2026	144533	TR17-C-IRWD-49870-53789	Woodbridge Village Association	4,695.00
3/13/2026	144534	TR17-C-IRWD-49870-53790	Woodbridge Village Association	4,940.00
3/13/2026	144535	TR17-C-IRWD-49870-53792	Woodbridge Village Association	10,133.39
3/13/2026	144521	TR17-C-IRWD-54611-53766	Baker Ranch Area I Owners Association	123,305.00
3/13/2026	144523	TR17-C-IRWD-55004-53676	Buckhead Properties LP	12,390.00
3/13/2026	144529	TR17-C-MESA-54399-53733	Icm Jae Investments	56,130.00
3/13/2026	144531	TR17-C-SM-42878-53534	Samlarc Homeowners Association	135,679.50
3/31/2026	144553	TR17-R-ETWD-55192-53980	L. Lobb	3,171.00
3/31/2026	144557	TR17-R-HB-54916-53635	J. Tran	2,056.00
3/31/2026	144556	TR17-R-HB-55179-53946	D. Skinner	2,908.00
3/31/2026	144547	TR17-R-LH-54898-53597	A. Chang	5,395.00
3/31/2026	144551	TR17-R-SM-55149-53877	D. Lassen	1,663.00

Municipal Water District of Orange County
Disbursement Ratification Report
For the Month of March 2026

Name/ Date	Check/ EFT	Invoice	Description	Amount
Turf Rebate (continued)				
3/31/2026	144554	TR17-R-TUST-55076-53804	S. McMillin	3,599.00
3/31/2026	144549	TR17-R-YLWD-54930-53642	B. Lanthier	5,102.00
Total				**646,931.89**
US Bank				
3/31/2026	144564	3115-FEB26	01/23/26-02/23/26 Cal Card Charges - WEROC	6,997.24
Total				**6,997.24**
Verizon Wireless				
3/13/2026	144543	6136804390	February 2026 4G Mobile broadband unlimited service	200.09
Total				**200.09**
Total Other Funds Disbursements				**8,527,482.51**
Total Disbursements				**8,573,946.47**

Harvey De La Torre, General Manager

Hilary Chumpitazi, Treasurer

Cal Card Charges
Statement Date: February 23, 2026
Payment Date: March 31, 2026

Date	Description	Amount
General Manager Card:		
1/21/2026	ACWA 2026 Legislative Symposium in Sacramento, CA on 02/11/26-02/12/26 - Airfare for H. Baez	490.95
1/22/2026	AWWA 2026 Individual Webinar Subscription for S. Sriboonlue	195.00
1/23/2026	ISDOC Quarterly Luncheon in Fountain Valley, CA on 01/29/26 - Registration for A. Nederhood	25.00
1/26/2026	January 2026 Meals for H. De La Torre's meetings	28.05
1/26/2026	CMUA Capital Days in Sacramento, CA on 01/26/26 - Accommodations for H. Baez	209.96
1/27/2026	2025-26 ACWA CLE Workshop 3-Session Series (Webinar) - Contract Drafting for Water Lawyers: Risk Allocation Basics on 04/16/26 - Registration for B. Fahl	225.00
1/27/2026	Federal Grants Training Webinars on 02/24/26-03/05/26 - Registrations for R. Waite-Harvey and S. Fetter	998.00
1/28/2026	CSDA 2026 Special Districts Legislative Days in Sacramento on 04/07/26-04/08/26 - Registration for H. Baez	395.00
1/28/2026	CSDA 2026 Special Districts Legislative Days in Sacramento on 04/07/26-04/08/26 - Airfare for H. Baez	516.81
2/05/2026	CSDA 2026 Essential Leadership Skills Courses - Registration for H. Baez	1,305.00
2/09/2026	ACWA Spring Conference in Sacramento, CA from 05/05/26-05/07/26 - Registrations for H. De La Torre and H. Baez	1,998.00
2/12/2026	ACWA 2026 Legislative Symposium in Sacramento, CA on 02/11/26 - Accommodations for H. Baez	296.28
2/13/2026	CSDA Overview of Special District Law Virtual Workshop on 06/10/26-06/11/26 Registration for C. Harris	265.00
2/17/2026	PRSA Accreditation in Public Relations Study Course on 03/02/26 - Webinar registration for M. Buendia	250.00
2/17/2026	PRSA membership and Accreditation in Public Relations application fee for M. Buendia	788.00
2/19/2026	February 2026 Meals for H. De La Torre's meetings	399.49
2/19/2026	ACWA Spring Conference in Sacramento, CA from 05/05/26-05/07/26 - Registrations for A. Nederhood, J. Thomas, and M. Yoo Schneider	2,997.00
2/20/2026	OCBC 2026 Sacramento Advocacy Trip in Sacramento, CA from 03/23/26-03/24/26 - Registration for H. Baez	950.00
2/20/2026	OCBC 2026 Sacramento Advocacy Trip in Sacramento, CA from 03/23/26-03/24/26 - Airfare for H. Baez	534.80
Total:		**12,867.34**
Assistant General Manager Card:		
1/21/2026	M. Hurtado farewell team lunch	215.02
1/23/2026	WUE training lunch meeting	84.16
2/09/2026	February 2026 M. Baum-Haley's business expense	15.00

Cal Card Charges
Statement Date: February 23, 2026
Payment Date: March 31, 2026

Date	Description	Amount
Assistant General Manager Card (continued):		
2/10/2026	Metropolitan meetings in Los Angeles, CA from 02/09/26-02/10/26 - Accommodation and parking for M. Baum-Haley	286.93
Total:		**601.11**
Public Affairs Card:		
1/23/2026	Balloons for 01/26/26 Water Policy Dinner	17.15
1/26/2026	Sign holders for community events	45.26
1/28/2026	Team lunch for successful implementation of 01/26/26 Water Policy Dinner	306.91
1/30/2026	February 2026 Open AI monthly subscription, language processing tool	20.00
2/03/2026	February 2026 Monthly Public Storage Unit for Public Affairs	840.00
2/08/2026	Battery for Ricky Raindrop costume and bags for member agencies	38.79
2/09/2026	Coastal Watershed models and Drinking, Water, Wastewater & Your Watershed models for Education Initiatives	7,334.54
2/17/2026	CAPIO Accessible Video in Practice: Meeting ADA Requirements for Public-Sector Video Content on 02/24/26 - Webinar registration for K. Vincent	30.00
2/20/2026	Coastal Watershed models and Drinking, Water, Wastewater & Your Watershed models for Education Initiatives - Refund for damaged case	(549.00)
Total:		**8,083.65**
Administration Card:		
1/22/2026	Lunch for All Staff meeting	1,109.83
1/24/2026	Rack mounted keyboard, video, and mouse (KVM) console for server room management	1,520.13
1/24/2026	2025 W-2 Federal e-file	72.54
1/25/2026	Office supplies	96.31
1/25/2026	January 2026 web hosting and database charges for MWDOC website	152.99
1/26/2026	Birthday bagels	61.28
1/26/2026	Micro single-board computer to monitor network availability and performance	77.16
1/27/2026	Tripepi Smith and Associates annual Local Information Network of Knowledge (LINK) membership subscription	48.00
1/28/2026	Satellite dish and equipment for redundant/backup internet connection	2,228.29
1/29/2026	January 2026 C. Harris business expenses - Team building	168.83
1/29/2026	UPS shipping fee for recycling used batteries	956.36
1/29/2026	Replacement toner for two printers	301.11
1/29/2026	Adjustable shelves for server room	65.25
1/29/2026	1099 MISC recipient e-file and mail services	719.84
1/29/2026	1099 NEC recipient e-file and mail services	78.24
1/30/2026	QLED display for Assistant General Manager's office - To be returned	373.56
1/30/2026	CSDA Sample Policy Handbook	225.00
1/30/2026	Office supplies	19.50

Cal Card Charges
Statement Date: February 23, 2026
Payment Date: March 31, 2026

Date	Description	Amount
Administration Card (continued):		
1/31/2026	Room Alert annual service for server room environment monitoring and alerting	449.95
2/01/2026	Stool/seat for server room	45.01
2/01/2026	February 2026 Monthly subscription for email services to support the secure delivery of email from AccuFund	25.00
2/02/2026	Security safe for IT	59.80
2/02/2026	LED wall mount for Assistant General Manager's office	21.73
2/02/2026	Management staff lunch	118.29
2/03/2026	ACWA DC2026 - Annual Washington, D.C. Conference at Washington, D.C. from 02/24/26-02/26/26 - Registration refund for H. Baez, M. Baum-Haley, and R. Crane	(2,625.00)
2/03/2026	Plotter paper rack for server room	35.84
2/03/2026	(4) 16 TB hard drives to modernize and expand the Network Attached Storage (NAS) device for backup services	2,609.96
2/03/2026	Office supplies	684.81
2/03/2026	Monthly charge for redundant/backup internet services serving MWDOC office	65.00
2/04/2026	Federal Tax ID verification for 2025 1099 MISC and NEC	230.10
2/04/2026	Annual web hosting service for mwdoc.com website	702.00
2/04/2026	Annual service to create short links, track analytics, and generate QR codes	480.00
2/05/2026	Annual software subscription for software to backup document repository	179.99
2/08/2026	2-year registration for domain name (ocwatersmarthomes.com)	44.38
2/09/2026	Toner (secure yield) for check printer in finance	261.97
2/09/2026	January 2026 monthly charges for Azure storage, networking, compute, and database	1,294.93
2/10/2026	Meter box lid lifters for Water Loss Control	252.84
2/10/2026	15ft HDMI cable for Assistant General Manager's office	9.78
2/10/2026	Additional hard drive for server room backup	761.24
2/10/2026	Charging cable for Assistant General Manager's office and supplies for IT	39.23
2/11/2026	Farewell lunch for A. Cavazos	220.56
2/11/2026	A/V wall kit for Assistant General Manager's office	32.61
2/11/2026	Annual service charge to monitor/dashboard wired and wireless network	100.00
2/12/2026	Gift certificate for employee 15-years of service	150.00
2/12/2026	Office supplies	34.24
2/12/2026	Replacement laptop used for Directors' meetings	304.49
2/13/2026	February 2026 Monthly charge for 1.25TB of SharePoint storage	262.50
2/13/2026	QLED display for Assistant General Manager's office	438.81
2/15/2026	Office Supplies	30.96
2/16/2026	Water filters for kitchen sink	81.33
2/17/2026	February 2026 cloud storage fee to archive Laserfiche documents for compliance/immutability	19.60
2/17/2026	February 2026 Wireless Internet Backup	45.00
2/17/2026	(2) Microsoft Pro licenses for IT	198.00
2/18/2026	(2) Laptop computers for Public Affairs and Board Support staff	3,163.73

Cal Card Charges
Statement Date: February 23, 2026
Payment Date: March 31, 2026

Date	Description	Amount
Administration Card (continued):		
2/19/2026	March 2026 eFax service charge	10.00
2/20/2026	Office supplies	50.47
2/20/2026	Lunch for HR interviews on 02/19/26	70.06
2/21/2026	Office supplies	25.35
2/21/2026	Lunch for HR interviews on 02/20/26	97.08
Total:		**19,355.86**
WEROC Card:		
1/28/2026	2026 CESA Annual membership for M. Aldana and T. Rajapaksha	130.00
1/28/2026	2026 CESA Annual Conference and Training from 05/04/26-05/08/26 in San Diego, CA - Registration fee for V. Osborn	774.00
1/28/2026	Motorola Solutions, Inc portable radio batteries for MWDOC EOC	540.47
1/30/2026	2026 CESA Annual Conference and Training from 05/04/26-05/08/26 in San Diego, CA - Registration fees for M. Aldana & T. Rajapaksha	1,548.00
2/01/2026	February 2026 Starlink Standby Mode fees for WEROC's Mobile Command Vehicle	5.00
2/03/2026	February 2026 Iridium Standby Plan service charge for WEROC's three satellite phones	67.17
2/05/2026	Catering service for Member Agency Coordination quarterly meeting hosted on 02/09/26 at MWDOC	427.50
2/06/2026	2026 AWWA membership renewal for V. Osborn	347.00
2/19/2026	Damaged laptop replacement for V. Osborn	3,158.10
Total:		**6,997.24**

Municipal Water District of Orange County
GM Approved Disbursement Report [1]
For the Month of March 2026

Name/ Date	Check/ EFT	Invoice	Description	Amount
Core Disbursements:				
Davis Farr LLP				
3/31/2026	EFT	4368	Professional services for FY 2024-25 Single Audit	4,635.00
Total				**4,635.00**
Jill Promotions				
3/31/2026	EFT	12858	Promotional item - Branded navy brim hats	5,590.65
Total				**5,590.65**
National Water Resources Association				
3/31/2026	144560	7236	2026 Annual membership renewal	525.00
Total				**525.00**
Petra Sosa				
3/18/2026	144545	752862	Lunch for MWDOC & Three Cities Managers meeting in Fountain Valley, CA on 03/19/26	740.00
Total				**740.00**
Total Core Disbursements				**11,490.65**
Choice Disbursements:				
Total Choice Disbursements				-
Other Funds Disbursements:				
Total Other Funds Disbursements				-
Total Disbursements				**11,490.65**

Harvey De La Torre, General Manager

Hilary Chumpitazi, Treasurer

[1] For disbursements that did not make the cut-off of previous month's Disbursement Approval report. Disbursements are approved by GM for payment and need A & F Committee ratification.

MWDOC

Address:
18700 Ward Street, Unit B
Fountain Valley, California 92708

(714) 963-3058
Fax: (714) 964-9389
www.mwdoc.com

Larry D. Dick
President

Jeffery M. Thomas
Vice President

Randall Crane, Ph.D.
Director

Bob McVicker, P.E.
Director

Al Nederhood
Director

Karl W. Seckel, P.E.
Director

Megan Yoo Schneider, Ed.D., P.E.
Director

Harvey F. De La Torre
General Manager

MEMBER AGENCIES

City of Brea
City of Buena Park
East Orange County Water District
El Toro Water District
Emerald Bay Service District
City of Fountain Valley
City of Garden Grove
Golden State Water Co.
City of Huntington Beach
Irvine Ranch Water District
Laguna Beach County Water District
City of La Habra
City of La Palma
Mesa Water District
Moulton Niguel Water District
City of Newport Beach
City of Orange
Orange County Water District
City of San Clemente
Santa Margarita Water District
City of Seal Beach
Serrano Water District
South Coast Water District
Trabuco Canyon Water District
City of Tustin
City of Westminster
Yorba Linda Water District

Municipal Water District of Orange County
Consolidated Summary of Cash and Investments
February 28, 2026

District investments and cash balances are held in various funds designated for certain purposes as follows:

Fund	Book Value	% of Portfolio
Restricted Reserves		
WEROC Operating Fund	$ 436,815	2.07%
Pension 115 Trust	2,404,382	11.39%
Total Restricted Reserves	$2,841,197	13.46%
Designated Reserves		
Operating Reserves	$4,241,768	20.08%
Election Reserve	1,569,152	7.43%
OPEB Reserve	219,815	1.04%
Total Designated Reserves	$6,030,735	28.55%
General Operations Fund	$10,704,581	50.68%
Water Purchase Payments Fund	1,312,605	6.22%
Conservation Fund	212,114	1.00%
Trustee Activities – AMP	19,210	0.09%
Total Other Funds	$12,248,510	57.99%
Total	**$21,120,442**	**100.00%**

The funds are invested as follows:

Term of Investment	% of Portfolio	Book Value	Market Value
Cash	0.67%	$ 140,986	$ 140,986
Pension 115 Trust	11.39%	2,404,382	2,404,382
Short-term investment			
• LAIF	51.36%	10,847,357	10,847,357
• CAMP	21.91%	4,627,717	4,627,717
Long-term investment			
• US Government Issues	1.18%	250,000	250,000
• Corporate Bond	5.68%	1,200,000	1,197,702
• Certificates of Deposit	7.81%	1,650,000	1,658,746
Total	**100.00%**	**$21,120,442**	**$21,126,890**

The average number of days to maturity/call as of February 28, 2026, equaled 94, and the average yield to maturity is 3.880%. During the month of February 2026, the District's average daily balance was $23,657,161.62. Funds were invested in US Bank, Pension 115 Trust, Negotiable Certificate of Deposits, Corporate Bonds, US Government Issues, Local Agency Investment Funds (LAIF), and California Asset Management Program (CAMP).

The $6,448 difference between the book value and the market value as of February 28, 2026, represents the exchange difference that would have resulted if all investments had been liquidated on that date. Since it is the District's practice to "buy and hold" investments until maturity, the market values are a point of reference, not an indication of actual loss or gain. There are no current plans or near-term cash flow requirements that would require the sale of these securities prior to maturity.

Harvey De La Torre
General Manager

Hilary Chumpitazi
Treasurer

MUNICIPAL WATER DISTRICT OF ORANGE COUNTY

Portfolio Management - Portfolio Summary

February 28, 2026

2/28/2026	Par Value	Market Value	Book Value	% of Portfolio	Days to Mat/Call	YTM @ Cost
Negotiable Certificate Of Deposit	1,650,000.00	1,658,746.00	1,650,000.00	8.88	816	3.679
Corporate Bond	1,200,000.00	1,197,702.00	1,200,000.00	6.46	251	4.458
US Government Issues	250,000.00	250,000.00	250,000.00	1.35	363	3.750
Local Agency Investment Funds	10,847,356.69	10,847,356.69	10,847,356.69	58.40	1	3.871
California Asset Management Program	4,627,716.92	4,627,716.92	4,627,716.92	24.91	1	3.830
Total Investments	**18,575,073.61**	**18,581,521.61**	**18,575,073.61**	**100.00**	**94**	**3.880**
Cash						
Cash	140,986.20	140,986.20	140,986.20		1	0.00
Pension 115 Trust	2,404,382.02	2,404,382.02	2,404,382.02		1	0.00
Total Cash and Investments	**21,120,441.83**	**21,126,889.83**	**21,120,441.83**		**94**	**3.880**

Total Earnings	Month Ending February	Fiscal Year to Date
Current Year	**68,065.79**	**752,979.16**
Average Daily Balance	**23,657,161.62**	
Effective Rate of Return	**3.880%**	

We certify that this report reflects the cash and investments of the Municipal Water District of Orange County and is in conformity with the Government Code requirements and the District Investment Policy and Guidelines in effect at the time of investment. The Investment Program herein shown provides sufficient cash flow liquidity to meet the next six month's estimated expenditure. The source for the market values are from U.S. Bank. Per Resolution 2059 there are no compliance exceptions to report.

Melissa Baum-Haley (for) — 04/02/2026

Harvey De La Torre, General Manager — Date

Hilary Chumpitazi — 04/02/2026

Hilary Chumpitazi, Treasurer — Date

MUNICIPAL WATER DISTRICT OF ORANGE COUNTY
Portfolio Management
Long-Term Portfolio Details - Investments
February 28, 2026

Issuer	CUSIP/Ticker	Settlement Date	Par Value	Market Value	Book Value	Coupon Rate	YTM @ Cost	Days To Call/Maturity	Maturity Date
Negotiable Certificate Of Deposit									
American Express Bank	02589ADE9	7/20/2022	200,000.00	198,792.00	200,000.00	3.350	3.350	507	7/20/2027
Discover Bank	2546736R2	7/26/2023	250,000.00	253,767.50	250,000.00	4.500	4.500	877	7/24/2028
Leaders Credit Union	52171MAN5	8/30/2024	250,000.00	251,177.50	250,000.00	4.000	4.000	1,279	8/30/2029
Magyar Bank	55977RCD3	7/30/2024	250,000.00	251,877.50	250,000.00	4.100	4.100	1,248	7/30/2029
Sallie Mae Bank	7954507A7	7/14/2021	200,000.00	197,904.00	200,000.00	1.000	1.000	136	7/14/2026
State Bank of India	8562852Q3	8/10/2023	250,000.00	255,847.50	250,000.00	4.550	4.550	894	8/10/2028
Toyota Financial SGS Bank	89235MPD7	9/27/2022	250,000.00	249,380.00	250,000.00	3.650	3.650	571	9/22/2027
Sub Total			**1,650,000.00**	**1,658,746.00**	**1,650,000.00**	**3.679**	**3.679**	**816**	
US Government Issues									
FHLMC	3134HCVR7	2/26/2026	250,000.00	250,000.00	250,000.00	3.750	3.750	363	2/26/2031
Sub Total			**250,000.00**	**250,000.00**	**250,000.00**	**3.750**	**3.750**	**363**	
Corporate Bond									
Barclays Bank	06746CSC4	8/20/2025	250,000.00	249,547.50	250,000.00	4.500	4.500	173	8/20/2030
Citigroup Inc	17292GAL9	9/18/2025	250,000.00	250,112.50	250,000.00	4.500	4.500	202	9/18/2030
Goldman Sachs	38151FQL0	11/28/2025	250,000.00	247,545.00	250,000.00	4.250	4.250	273	11/12/2030
Morgan Stanley Fin LLC	61766YKH3	6/29/2022	200,000.00	200,382.00	200,000.00	4.500	4.500	486	6/29/2027
Wells Fargo	95001DLD0	8/18/2025	250,000.00	250,115.00	250,000.00	4.550	4.550	168	8/15/2030
Sub Total			**1,200,000.00**	**1,197,702.00**	**1,200,000.00**	**4.458**	**4.458**	**251**	
Total Investments			**3,100,000.00**	**3,106,448.00**	**3,100,000.00**	**3.986**	**3.986**	**561**	

Total Earnings	Month Ending February	Fiscal Year To Date
Current Year	8,873.49	69,800.23

MUNICIPAL WATER DISTRICT OF ORANGE COUNTY
Portfolio Management
Short-Term Portfolio Details - Cash and Investments
February 28, 2026

Investments	CUSIP/Ticker	Settlement Date	Par Value	Market Value	Book Value	Coupon Rate	YTM @ Cost	Days To Call/Maturity	Maturity Date
Local Agency Investment Funds									
LAIF LGIP	LAIF	6/30/2010	10,847,356.69	10,847,356.69	10,847,356.69	3.871	3.871	1	N/A
Sub Total			**10,847,356.69**	**10,847,356.69**	**10,847,356.69**	**3.871**	**3.871**	**1**	
California Asset Management Program									
CAMP LGIP	CAMP6269	4/1/2025	4,627,716.92	4,627,716.92	4,627,716.92	3.830	3.830	1	N/A
Sub Total			**4,627,716.92**	**4,627,716.92**	**4,627,716.92**	**3.830**	**3.830**	**1**	
Total Investments			**15,475,073.61**	**15,475,073.61**	**15,475,073.61**	**3.859**	**3.859**	**1**	
Cash									
Petty Cash Cash	CASH	7/1/2010	500.00	500.00	500.00	0.000	0.000	1	N/A
US Bank Cash	CASHUSBANK	7/25/2018	140,486.20	140,486.20	140,486.20	0.000	0.000	1	N/A
Pension 115 Trust	PENSION115TRUST	7/31/2018	2,404,382.02	2,404,382.02	2,404,382.02	0.000	0.000	1	N/A
Total Cash			**2,545,368.22**	**2,545,368.22**	**2,545,368.22**	**0.000**	**0.000**	**1**	
Total Cash and Investments			**18,020,441.83**	**18,020,441.83**	**18,020,441.83**	**3.859**	**3.859**	**1**	

Total Earnings	Month Ending February	Fiscal Year To Date
Current Year	59,192.30	683,178.93

Municipal Water District of Orange County
Cash and Investments at February 28, 2026

ALLOCATION	AMOUNT	%
MWDOC		
Restricted Reserves		
WEROC Operating Fund	$ 436,815	2.07%
Pension 115 Trust	2,404,382	11.39%
Total Restricted Reserves	$ 2,841,197	13.46%
Designated Reserves		
Operating Reserve	$ 4,241,768	20.08%
Election Reserve	1,569,152	7.43%
OPEB Reserve	219,815	1.04%
Total Designated Reserves	$ 6,030,735	28.55%
General Operations Fund	$ 10,704,581	50.68%
Water Purchase Payments Fund	1,312,605	6.22%
Conservation Fund	212,114	1.00%
Total Other Funds	$ 12,229,299	57.90%
TOTAL MWDOC	$ 21,101,232	99.91%
TRUSTEE ACTIVITIES		
AMP Sales Admin	$ 19,210	0.09%
TOTAL TRUSTEE ACTIVITIES	$ 19,210	0.09%
TOTAL CASH & INVESTMENTS	**$ 21,120,442**	**100.00%**

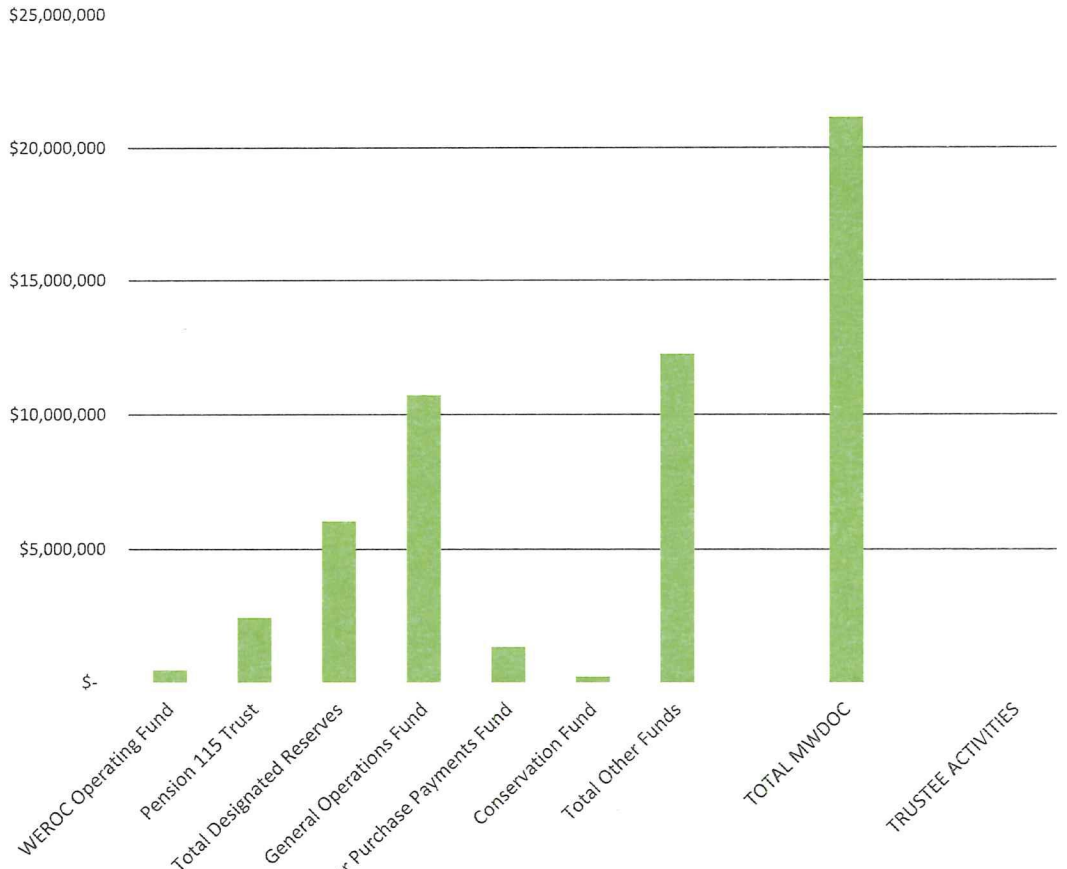

Inv Alloc Range:Bar Chart

PARS PUBLIC AGENCY RETIREMENT SERVICES

MUNICIPAL WATER DIST OF ORANGE COUNTY
PARS Post-Employment Benefits Trust

Account Report for the Period
2/1/2026 to 2/28/2026

Hilary Chumpitazi
Accounting Manager
Municipal Water Dist of Orange County
18700 Ward Street, Unit B
Fountain Valley, CA 92708

Account Summary

Source	Balance as of 2/1/2026	Contributions	Earnings	Expenses	Distributions	Transfers	Balance as of 2/28/2026
OPEB	$3,375,443.19	$0.00	$57,199.36	$2,511.62	$0.00	$0.00	$3,430,130.93
PENSION	$2,808,513.77	$0.00	$47,592.32	$2,089.78	$0.00	$0.00	$2,854,016.31
Totals	$6,183,956.96	$0.00	$104,791.68	$4,601.40	$0.00	$0.00	$6,284,147.24

Investment Selection

Source	
OPEB	Moderate - Strategic Blend
PENSION	Moderate - Strategic Blend

Investment Objective

Source	
OPEB	The dual goals of the Moderate Strategy are growth of principal and income. It is expected that dividend and interest income will comprise a significant portion of total return, although growth through capital appreciation is equally important. The portfolio will be allocated between equity and fixed income investments.
PENSION	The dual goals of the Moderate Strategy are growth of principal and income. It is expected that dividend and interest income will comprise a significant portion of total return, although growth through capital appreciation is equally important. The portfolio will be allocated between equity and fixed income investments.

Investment Return

				Annualized Return			
Source	1-Month	3-Months	1-Year	3-Years	5-Years	10-Years	Plan's Inception Date
OPEB	1.70%	3.42%	13.49%	12.32%	6.02%	7.99%	10/26/2011
PENSION	1.70%	3.42%	13.47%	12.33%	6.03%	-	7/31/2018

Information as provided by US Bank, Trustee for PARS; Not FDIC Insured; No Bank Guarantee; May Lose Value

Past performance does not guarantee future results. Performance returns may not reflect the deduction of applicable fees, which could reduce returns. Information is deemed reliable but may be subject to change.
Investment Return: Annualized rate of return is the return on an investment over a period other than one year multiplied or divided to give a comparable one-year return.
Account balances are inclusive of Trust Administration, Trustee and Investment Management fees

MUNICIPAL WATER DISTRICT OF ORANGE COUNTY

COMBINED FINANCIAL STATEMENTS

AND

BUDGET COMPARATIVE

JULY 1, 2025 THRU FEBRUARY 28, 2026

Municipal Water District of Orange County
Combined Balance Sheet
As of February 28, 2026

	Amount
ASSETS	
Cash in Bank	140,986.20
Investments	20,979,455.63
Accounts Receivable	15,927,170.43
Accounts Receivable - Other	966,021.99
Accrued Interest Receivable	127,205.42
Water Inventory	622,976.00
Prepaids/Deposits	365,663.34
Leasehold Improvements	7,119,285.04
Furniture, Fixtures & Equipment	1,053,854.50
Less: Accumulated Depreciation	(4,485,120.14)
TOTAL ASSETS	**42,817,498.41**
LIABILITIES AND FUND BALANCES	
LIABILITIES	
Accounts Payable	18,150,556.40
Accrued Salaries and Benefits Payable	943,071.33
Other Liabilities	1,971,999.35
Unearned Revenue	1,045,799.20
TOTAL LIABILITIES	**22,111,426.28**
FUND BALANCES	
Restricted Fund Balances	
WEROC Reserve	581,898.34
Pension 115 Trust	2,404,382.02
Total Restricted Fund Balances	2,986,280.36
Unrestricted Fund Balances	
Designated Reserves	
General Operations	4,241,768.00
Election Expense	1,569,152.00
OPEB	219,815.00
Total Designated Reserves	6,030,735.00
General Fund	7,044,312.19
General Fund Capital	246,408.19
Total Unrestricted Fund Balances	13,321,455.38
Excess Revenue over Expenditure	
Operating Fund	4,910,452.14
Other Funds	(512,115.75)
TOTAL FUND BALANCES	**20,706,072.13**
TOTAL LIABILITIES AND FUND BALANCES	**42,817,498.41**

Municipal Water District of Orange County
Revenues and Expenditures Budget Comparative Report
General Fund
July 1, 2025 thru February 28, 2026

	Month to Date	Year to Date	Annual Budget	% Used	Encumbrance	Budget Remaining
REVENUES						
Retail Connection Charge	0.00	9,939,370.50	9,939,371.00	100.00%	0.00	0.50
Ground Water Customer Charge	0.00	414,371.00	414,371.00	100.00%	0.00	0.00
Water Rate Revenues	**0.00**	**10,353,741.50**	**10,353,742.00**	**100.00%**	**0.00**	**0.50**
Interest Revenue	67,141.54	780,088.32	916,000.00	85.16%	0.00	135,911.68
Subtotal	**67,141.54**	**11,133,829.82**	**11,269,742.00**	**98.79%**	**0.00**	**135,912.18**
Choice Programs	1,400.00	1,257,959.00	1,534,798.00	81.96%	0.00	276,839.00
MWD Revenue - Shared Services	99,999.90	146,409.90	297,079.00	49.28%	0.00	150,669.10
Miscellaneous Income	13.00	2,114.38	5,000.00	42.29%	0.00	2,885.62
School Contracts	8,498.02	495,378.79	511,211.00	96.90%	0.00	15,832.21
Delinquent Payment Penalty	0.00	6,682.51	0.00	0.00%	0.00	(6,682.51)
Transfer-In from Reserve	0.00	0.00	123,869.00	0.00%	0.00	123,869.00
Subtotal	**109,910.92**	**1,908,544.58**	**2,471,957.00**	**77.21%**	**0.00**	**563,412.42**
TOTAL REVENUES	**177,052.46**	**13,042,374.40**	**13,741,699.00**	**94.91%**	**0.00**	**699,324.60**

Municipal Water District of Orange County
Revenues and Expenditures Budget Comparative Report
General Fund
July 1, 2025 thru February 28, 2026

	Month to Date	Year to Date	Annual Budget	% Used	Encumbrance	Budget Remaining
EXPENSES						
Salaries & Wages	432,684.93	3,754,968.00	5,841,489.00	64.28%	0.00	2,086,521.00
Salaries & Wages - Grant Recovery	0.00	(7,636.00)	(48,000.00)	(15.91)%	0.00	(40,364.00)
Director's Compensation	21,815.30	171,501.82	281,917.00	60.83%	0.00	110,415.18
MWD Representation	11,411.08	93,637.98	161,096.00	58.13%	0.00	67,458.02
Employee Benefits	139,870.34	1,158,937.49	1,774,275.00	65.32%	0.00	615,337.51
Employee Benefits - Grant Recovery	0.00	(1,155.14)	0.00	0.00%	0.00	1,155.14
CalPers Unfunded Liability Contribution	0.00	207,000.00	207,000.00	100.00%	0.00	0.00
Director's Benefits	10,689.00	82,352.35	158,371.00	52.00%	0.00	76,018.65
Health Insurance for Retirees	7,718.16	68,565.56	122,517.00	55.96%	0.00	53,951.44
Training Expense	3,198.00	34,983.93	84,445.00	41.43%	0.00	49,461.07
Tuition Reimbursement	0.00	4,757.00	6,500.00	73.18%	0.00	1,743.00
Temporary Help Expense	0.00	0.00	5,000.00	0.00%	0.00	5,000.00
Personnel Expenses	**627,386.81**	**5,567,912.99**	**8,594,610.00**	**64.78%**	**0.00**	**3,026,697.01**
Engineering Expense	25,959.71	239,188.61	570,000.00	41.96%	85,858.07	244,953.32
Legal Expense	17,112.78	159,962.24	260,000.00	61.52%	100,132.16	(94.40)
Audit Expense	0.00	27,810.00	37,445.00	74.27%	4,635.00	5,000.00
Professional Services	102,984.12	828,256.01	1,597,790.00	51.84%	888,028.18	(118,494.19)
Professional Fees	**146,056.61**	**1,255,216.86**	**2,465,235.00**	**50.92%**	**1,078,653.41**	**131,364.73**
Conference - Staff	2,263.00	22,387.00	42,497.00	52.68%	0.00	20,110.00
Conference - Directors	3,482.00	16,470.19	17,155.00	96.01%	0.00	684.81
Travel & Accom. - Staff	2,652.20	35,903.98	85,900.00	41.80%	0.00	49,996.02
Travel & Accom. - Directors	0.00	14,648.46	36,625.00	40.00%	0.00	21,976.54
Travel & Conference	**8,397.20**	**89,409.63**	**182,177.00**	**49.08%**	**0.00**	**92,767.37**
Membership/Sponsorship	1,438.00	210,247.07	221,386.00	94.97%	0.00	11,138.93
CDR Support	0.00	54,486.39	72,650.00	75.00%	18,162.15	1.46
Dues & Memberships	**1,438.00**	**264,733.46**	**294,036.00**	**90.03%**	**18,162.15**	**11,140.39**
Business Expense	442.54	3,131.62	5,500.00	56.94%	0.00	2,368.38
Office Maintenance	11,584.89	94,509.15	156,000.00	60.58%	54,984.26	6,506.59
Building Repair & Maintenance	455.12	54,287.27	57,200.00	94.91%	7,281.01	(4,368.28)
Storage Rental & Equipment Lease	74.15	593.20	1,125.00	52.73%	531.80	0.00
Office Supplies	2,050.58	14,593.19	28,000.00	52.12%	2,046.90	11,359.91
Supplies - Water Loss Control	309.77	1,552.02	4,000.00	38.80%	0.00	2,447.98
Postage/Mail Delivery	846.38	5,285.23	9,450.00	55.93%	540.83	3,623.94
Subscriptions & Books	243.00	7,456.35	10,000.00	74.56%	0.00	2,543.65
Reproduction Expense	72.06	79,211.20	108,500.00	73.01%	3,553.97	25,734.83
Maintenance - Computers	627.20	6,937.97	15,850.00	43.77%	0.00	8,912.03
Software Purchase	13,749.78	93,035.05	271,731.00	34.24%	73,632.00	105,063.95
Software Support	0.00	1,462.50	20,000.00	7.31%	0.00	18,537.50
Computers and Equipment	11,697.37	26,364.58	45,250.00	58.26%	0.00	18,885.42
Automotive Expense	1,383.15	7,894.23	11,600.00	68.05%	0.00	3,705.77
Vehicle Expense	678.26	6,104.09	10,000.00	61.04%	0.00	3,895.91
Toll Road Charges	17.48	796.19	950.00	83.81%	0.00	153.81
Insurance Expense	19,117.45	143,994.07	234,150.00	61.50%	0.00	90,155.93
Utilities - Telephone	4,529.52	32,718.97	49,586.00	65.98%	299.56	16,567.47
Bank Fees	0.00	167.79	2,400.00	6.99%	0.00	2,232.21
Miscellaneous Expense	13,995.83	75,157.21	181,200.00	41.48%	3,360.00	102,682.79
MWDOC's Contrb. to WEROC	29,429.04	235,432.36	353,149.00	66.67%	0.00	117,716.64
Depreciation Expense	6,321.74	50,574.54	0.00	0.00%	0.00	(50,574.54)
Other Expenses	**117,625.31**	**941,258.78**	**1,575,641.00**	**59.74%**	**146,230.33**	**488,151.89**
Election Expense	0.00	0.00	605,000.00	0.00%	0.00	605,000.00
Capital Aquisition	0.00	11,402.03	25,000.00	45.61%	0.00	13,597.97
Building Expense	0.00	1,988.51	0.00	0.00%	0.00	(1,988.51)
TOTAL EXPENSES	**900,903.93**	**8,131,922.26**	**13,741,699.00**	**59.18%**	**1,243,045.89**	**4,366,730.85**
NET INCOME (LOSS)	**(723,851.47)**	**4,910,452.14**	**0.00**	**0.00%**	**(1,243,045.89)**	**(3,667,406.25)**

Municipal Water District of Orange County
Revenues and Expenditures Budget Comparative Report
Water Fund
July 1, 2025 thru February 28, 2026

	Month to Date	Year to Date	Annual Budget	% Used	Budget Remaining
WATER REVENUES					
Water Sales	6,224,546.30	95,943,371.60	175,492,249.00	54.67%	79,548,877.40
Readiness to Serve Charge	1,501,996.00	11,685,216.45	16,934,350.00	69.00%	5,249,133.55
Capacity Charge CCF	340,750.00	2,867,450.00	4,624,125.00	62.01%	1,756,675.00
SCP/SAC Pipeline Surcharge	23,103.47	229,839.39	443,000.00	51.88%	213,160.61
TOTAL WATER REVENUES	**8,090,395.77**	**110,725,877.44**	**197,493,724.00**	**56.07%**	**86,767,846.56**
WATER PURCHASES					
Water Sales	6,224,546.30	95,943,371.60	175,492,249.00	54.67%	79,548,877.40
Readiness to Serve Charge	1,501,996.00	11,685,216.45	16,934,350.00	69.00%	5,249,133.55
Capacity Charge CCF	340,750.00	2,867,450.00	4,624,125.00	62.01%	1,756,675.00
SCP/SAC Pipeline Surcharge	23,103.47	229,839.39	443,000.00	51.88%	213,160.61
TOTAL WATER PURCHASES	**8,090,395.77**	**110,725,877.44**	**197,493,724.00**	**56.07%**	**86,767,846.56**
EXCESS OF REVENUE OVER EXPENDITURE	**0.00**	**0.00**	**0.00**	**0.00%**	**0.00**

Municipal Water District of Orange County
Revenues and Expenditures Budget Comparative Report
Water Use Efficiency
July 1, 2025 thru February 28, 2026

	Year to Date Actual	Annual Budget	% Used
HECW Rebate Program(3411)			
Revenues	27,681.12	49,236.00	56.22%
Expenses	25,935.00	49,236.00	52.67%
Excess of Revenues over Expenditures	1,746.12	0.00	
CII Rebate Program(3416)			
Revenues	250.00	1,000.00	25.00%
Expenses	250.00	1,000.00	25.00%
Excess of Revenues over Expenditures	0.00	0.00	
Turf Removal Program(3418)			
Revenues	5,561,760.54	5,501,750.00	101.09%
Expenses	5,582,572.86	5,501,750.00	101.47%
Excess of Revenues over Expenditures	(20,812.32)	0.00	
Tree Incentive Program(3420)			
Revenues	26,700.00	50,000.00	53.40%
Expenses	27,300.00	50,000.00	54.60%
Excess of Revenues over Expenditures	(600.00)	0.00	
Spray To Drip Conversion(3423)			
Revenues	861,775.22	995,000.00	86.61%
Expenses	1,137,106.13	995,000.00	114.28%
Excess of Revenues over Expenditures	(275,330.91)	0.00	
Member Agency Administered Pass-Thru(3425)			
Revenues	0.00	75,000.00	0.00%
Expenses	0.00	75,000.00	0.00%
Excess of Revenues over Expenditures	0.00	0.00	
Comprehensive Landscape (CLWUE) (3427)			
Revenues	88,075.06	226,882.88	38.82%
Expenses	121,084.01	226,882.88	53.37%
Excess of Revenues over Expenditures	(33,008.95)	0.00	
Framework TAP(3429)			
Revenues	231,359.66	1,222,638.40	18.92%
Expenses	388,975.10	1,222,638.40	31.81%
Excess of Revenues over Expenditures	(157,615.44)	0.00	
Land Design Program(3431)			
Revenues	30,099.00	59,000.00	51.02%
Expenses	29,099.00	59,000.00	49.32%
Excess of Revenues over Expenditures	1,000.00	0.00	

Municipal Water District of Orange County
Revenues and Expenditures Budget Comparative Report
Water Use Efficiency
July 1, 2025 thru February 28, 2026

	Year to Date Actual	Annual Budget	% Used
WSIP - Industrial Program(3432)			
Revenues	19,323.72	36,250.10	53.31%
Expenses	19,323.72	36,250.10	53.31%
Excess of Revenues over Expenditures	0.00	0.00	
Recycled Water Program(3433)			
Revenues	2,479.75	62,640.50	3.96%
Expenses	2,479.75	62,640.50	3.96%
Excess of Revenues over Expenditures	0.00	0.00	
Dedicated Irrigation Meters Measurement Project (DIMM)(3439)			
Revenues	18,330.00	70,000.00	26.19%
Expenses	33,835.71	70,000.00	48.34%
Excess of Revenues over Expenditures	(15,505.71)	0.00	
SAWPA-USBR LAM(3440)			
Revenues	0.00	100.00	0.00%
Expenses	0.00	100.00	0.00%
Excess of Revenues over Expenditures	0.00	0.00	
Total WUE Projects			
Revenues	6,867,834.07	8,349,497.88	82.25%
Expenses	7,367,961.28	8,349,497.88	88.24%
Excess of Revenues over Expenditures	(500,127.21)	0.00	
WEROC			
Revenues	588,580.89	710,997.00	82.78%
Expenses	560,050.31	710,997.00	78.77%
Excess of Revenues over Expenditures	28,530.58	0.00	

Item No. 4

CONSENT CALENDAR
April 15, 2026

TO: **Board of Directors**

FROM: **Planning & Operations Committee**

Harvey De La Torre, General Manager

Staff Contact: Tiffany Baca, Education & Workforce Development Mgr.
Sarah Wilson, Education & Workforce Development Supv.

SUBJECT: **AWARD OF CONTRACT FOR DESIGN AND IMPLEMENTATION OF K-12 WATER EDUCATION SCHOOL PROGRAM SERVICES**

STAFF RECOMMENDATION

Staff recommends the Board of Directors award Orange County Department of Education's Inside the Outdoors a 2-year contract with the option for three additional 1-year renewals, to design and deliver a comprehensive regional K-12 water education school program, and authorize the General Manager to execute the contract.

COMMITTEE RECOMMENDATION

The committee concurred with staff recommendation.

REPORT

Purpose

This item requests the Municipal Water District of Orange County (MWDOC or District) Board of Directors (Board) award a contract for the Choice K-12 water education school program services.

Background

The water education school program services utilize the Choice Program model, which allows participating retail water providers to opt into standardized education services

Budgeted: ☒ Yes ☐ No ☐ N/A		Budgeted amount: projected $525,029
Core: ☐	Choice: ☒	Movement between funds: ☐ Yes ☒ No
Action item amount: N/A		

delivered regionally. MWDOC serves as the coordinating entity, ensuring consistency in program design, messaging, and evaluation across agencies while allowing local participation based on funding decisions.

Discussion

Pursuant to Section 8000 of the Administrative Code, "It is MWDOC's policy that purchasing and contracting shall be conducted in a fair, open, and transparent manner so as to maximize benefits to MWDOC. All contracts should be reviewed and rebid at least every five years, except in situations with documented significant benefits to MWDOC." The MWDOC Choice School Programs contract last went out for competitive bid in 2021; therefore, a competitive Request for Proposals (RFP) process was implemented.

Staff prepared and issued an RFP for Choice K-12 water education school program services under the schedule below:

RFP PROJECT TIMELINE	
Task Item	**Completion Date**
1. MWDOC completion of draft in-house RFP	January 6
2. RFP release	January 9
3. Closing date for submittal of questions	March 5
4. Proposals due	March 12
5. Convene a review panel to review proposals and select candidates for interviews	March 13
6. Interviews with firms and review panel rankings	March 19
7. Recommendation to the Planning & Operations Committee	April 6
8. Authorization by MWDOC Board	April 15
9. Contract starts	July 1

Proposal Evaluation Process

On January 9, staff released an RFP seeking a qualified firm to provide design and implementation of Choice K-12 water education school program services (Attachment 1). As outlined, the scope of work sought firms to design and implement in-class, standards-aligned water education programs for MWDOC and participating water providers. Programs were required to deliver hands-on learning with a cohesive student experience before, during, and after the program, include clear implementation and evaluation strategies, and align with existing curriculum standards.

The RFP was sent directly to 11 firms and posted on the MWDOC website. Eight proposals were received by the closing date. All eight proposals met the initial qualifying criteria and were reviewed by the internal review panel consisting of representatives from the MWDOC Education and Workforce Development Division, the Metropolitan Water District of Southern California, Moulton Niguel Water District, and City of Santa Ana.

The internal review panel met twice to review, rank, and discuss the proposals and approach. Panel members evaluated each firm based on demonstrated ability to deliver standards-aligned programming at scale, alignment with regional water priorities, implementation approach, and overall value. From there, two firms were invited for interviews. The panel ranked the firms independently and then met to discuss the results. Based on the combined rankings, Orange County Department of Education's Inside the Outdoors (ITO) was unanimously selected to provide comprehensive K–12 program services across all grade levels under a single regional contract.

Selected Firm Overview

Administered by the Orange County Department of Education, ITO has provided environmental education programming to TK–12 students across Orange County since 1974 and is the longest-running program of its kind in the county. ITO offers a standards-aligned K–12 water education program designed for MWDOC, its member agencies, and the Cities of Anaheim, Fullerton, and Santa Ana, with curriculum sequenced across grade levels to provide a consistent regional learning progression. ITO was unanimously selected based on its prior experience working with water agencies, the quality and rigor of its standards-aligned curriculum, and its established capacity to deliver programming consistently across multiple participating agencies.

Next Steps

Staff recommends the Board of Directors select Option #1 to award Orange County Department of Education's ITO a 2-year contract with the option for three additional 1-year renewals, to design and deliver a comprehensive regional K-12 water education school program, and authorize the General Manager to execute the contract.

The projected amount for the FY 2026–27 Choice-funded K-12 program is $525,029, but may vary depending on actual provider participation. Choice-funded programs run on an annual cycle; the anticipated FY 2027-28 program budget will be based on participant selections.

ALIGNMENT WITH BOARD STRATEGIC PRIORITIES

- ☒ *Clarifying MWDOC's mission and role; defining functions and actions.*
- ☒ *Balance support for Metropolitan's regional mission and OC values and interests.*
- ☒ *Strengthen communication and coordination of messaging.*
- ☐ *Work with member agencies to develop water supply and demand objectives.*
- ☒ *Solicit input and feedback from member agencies.*
- ☒ *Invest in workforce development and succession planning.*

BOARD OPTIONS

Option #1: Award Orange County Department of Education's ITO a 2-year contract with the option for three additional 1-year renewals, to design and deliver a comprehensive regional K-12 water education school program, and authorize the General Manager to execute the contract.

Fiscal Impact: As a Choice Program, participation is determined by retail water providers that elect to fund program sessions within their respective service areas. The projected FY 2026–27 budget for the project is $525,029, but may vary depending on actual provider participation. Selecting this firm enables coordinated delivery of standardized water education programming, reduces duplication across agencies, and establishes a consistent regional platform for student engagement and workforce awareness.

Option #2: Do not award a contract to Orange County Department of Education's Inside the Outdoors to design and deliver a comprehensive regional K-12 water education school program.

Fiscal Impact: Without a contracted provider, regional water education efforts would be uncoordinated, resulting in inconsistent messaging, no standardized programming, and up to 50,000 Orange County students without access to water education resources and instruction.

Attachments/Links:
Attachment 1: Design and Implementation of K-12 Water Education School Program Services RFP

MUNICIPAL WATER DISTRICT OF ORANGE COUNTY

REQUEST FOR PROPOSALS

TO PROVIDE

DESIGN AND IMPLEMENTATION OF

K-12 WATER EDUCATION SCHOOL PROGRAM SERVICES

January 9, 2026

RFP NO. PA0109-001

Questions for Clarification Deadline: March 5, 2026

Proposal Deadline: March 12, 2026

Electronic submissions only. File attachments must be under 30 megabytes. For larger files, a secure file-transfer system is recommended.

TABLE OF CONTENTS

SECTION 1: NOTICE TO PROPOSERS 1
SECTION 2: INTRODUCTION AND OVERVIEW 2
Section 2.1 DISTRICT OVERVIEW 2
Section 2.2 MWDOC K-12 SCHOOL PROGRAM OVERVIEW 2
Section 2.3 MWDOC K-12 SCHOOL PROGRAM GOALS 2
SECTION 3: SCOPE OF WORK 3
Section 3.1 K-12 WATER EDUCATION SCHOOL PROGRAM REQUIREMENTS 3
SECTION 4: SUBMITTAL INSTRUCTIONS 6
Section 4.1 RFP TIMELINE 6
Section 4.2 SUBMITTAL REQUIREMENTS 6
Section 4.3 PROPOSAL FORMAT & CONTENT REQUIREMENTS 6
Section 4.4 PROPOSAL DEADLINE 7
SECTION 5: PROPOSAL REQUIREMENTS 8
5.1 EXECUTIVE SUMMARY 8
5.2 KEY PERSONNEL AND QUALIFICATIONS 8
5.3 TECHNICAL APPROACH 9
5.4 SAMPLES AND SUPPORTING MATERIALS 10
5.5 COST PROPOSAL REQUIREMENTS 10
5.6 STANDARD AGREEMENT FOR CONSULTANT SERVICES 11
5.7 REFERENCES 11
5.8 SUBCONTRACTORS 12
SECTION 6: SELECTION PROCESS 13
6.1 COMMUNICATION RESTRICTIONS 13
6.2 EVALUATION OVERVIEW 13
6.3 EVALUATION CRITERIA 13
6.4 SELECTION PROCESS 14
SECTION 7: TERMS AND CONDITIONS 16
ATTACHMENT A: MWDOC STANDARD AGREEMENT FOR CONSULTANT SERVICES 16

SECTION 1: NOTICE TO PROPOSERS

This Request for Proposals (RFP) describes the design and implementation of water education school program services for the Municipal Water District of Orange County (MWDOC or District), the required scope of work, the selection process, and the proposal requirements. Proposers are encouraged to carefully review this RFP, particularly the criteria outlined in *Section 5: Proposal Requirements*, prior to preparing a proposal.

Proposals (including accompanying materials) will become the property of MWDOC. Proposals will be held in confidence to the extent permitted by law. After a contract is awarded or all proposals are rejected, the proposals will become public records subject to disclosure under the California Public Records Act (Government Code Section 6250 et seq.).

MWDOC reserves the right to verify all information submitted; request additional information or meet with respondents; consider information beyond that provided in the proposal; amend this RFP or issue clarifications; reject any or all proposals; select the proposal most advantageous to the District; and negotiate with any qualified applicant. This request does not commit MWDOC to retain any consultants, to pay costs incurred in the preparation of proposals, or to proceed with the project.

Please submit all questions in writing via email to Sarah Wilson at swilson@mwdoc.com. For consideration, **questions must be received by 5:00 p.m. on March 5, 2026**, with the subject line: "Questions for MWDOC RFP No. PA0109-001." All questions will be documented, and answers/clarifications will be posted on www.mwdoc.com/opportunities/rfps-rfqs/. Proposers should visit the website regularly, as responses may be posted before the deadline.

Proposals will be accepted until Thursday, March 12, 2026, at 5:00 p.m. Electronic submissions *only*. File attachments must be under 30 megabytes to allow for email submission. Proposals must be emailed to Sarah Wilson at swilson@mwdoc.com with the subject line: **MWDOC RFP No. PA0109-001**. A confirmation of receipt will be sent. If you do not receive confirmation, please follow up prior to the submission deadline. Late proposals will not be accepted and will be automatically disqualified**.** For larger files, a secure file-transfer system is recommended. Assistance with large file transmission is available upon request.

SECTION 2: INTRODUCTION AND OVERVIEW

Section 2.1 DISTRICT OVERVIEW

MWDOC proudly serves safe, clean, and reliable drinking water to nearly 2.4 million Orange County residents through our 27 member agencies. Our service area spans the entire county, excluding the cities of Anaheim, Fullerton, and Santa Ana. However, all 3.1 million residents within the entire County benefit from our robust shared service programs and initiatives, including strategic planning and investments in regional water supply development, water use efficiency, public engagement, legislative advocacy, water education, and emergency preparedness.

Local water supplies meet more than half of Orange County's total water demand. To meet the remaining demand, MWDOC purchases imported water from the Colorado River and from the State Water Project in the north through the Metropolitan Water District of Southern California (Metropolitan) and distributes this water to its 27 member agencies. These agencies, comprising both city water departments and water districts, provide retail water services to the public.

A seven-member Board of Directors governs MWDOC, each elected by the public to represent a specific section of Orange County. Additionally, MWDOC appoints four (4) representatives to advocate for Orange County's water-related interests on the Metropolitan Board. Metropolitan is the nation's largest water provider, and MWDOC is the third-largest Metropolitan member agency. MWDOC holds key leadership positions on the Board, overseeing critical areas including finance, policy development, strategy, and implementation.

Additional information about MWDOC's programs and services can be found at www.mwdoc.com.

Section 2.2 MWDOC K-12 SCHOOL PROGRAM OVERVIEW

MWDOC has helped more than 3.5 million students discover and explore the value of water across multiple subject areas. Our interactive K–12 Water Education School Programs connect water to science, health, history-social science, math, art, and more, all aligned with California state standards, curriculum frameworks, and guidelines. Offered as "choice programs," these sessions are funded by participating Orange County water providers who opt in to support water-focused lessons, activities, and guided instruction for Orange County students. The programs allow students to identify local and imported water supply sources, explore the challenges faced by local and regional water providers, and understand the importance of using water wisely, all at no cost to schools or families.

Section 2.3 MWDOC K-12 SCHOOL PROGRAM GOALS

The MWDOC Choice School Programs prepare students to understand how water, people, and natural systems connect and to apply that understanding to real-world decision-making. Lessons use water and environmental challenges as the context for learning, helping students investigate issues, analyze evidence, and design practical solutions that are memorable, simple, engaging, and accessible to all learners. Activities are hands-on, inquiry-based, and aligned with California standards, including the Next Generation Science Standards (NGSS) and Environmental Principles and Concepts (EP&Cs), to ensure program content remains relevant and connects with students' local communities.

Through this work, students grow into knowledgeable water stewards, thoughtful problem-solvers, and engaged community members who understand how policies, systems, and everyday choices affect the places they live. They also build the civic awareness and practical skills needed to become informed voters, resilient homeowners or renters, and residents prepared to support California's essential natural resource - water. Together, these experiences advance the program's core purpose: to develop environmentally literate citizens ready for civic participation and awareness.

SECTION 3: SCOPE OF WORK

MWDOC is seeking qualified firms to design, deliver, and evaluate a comprehensive regional K–12 water education program on behalf of MWDOC and participating Orange County water providers. The program will serve accredited public and private schools within MWDOC's service area, including the cities of Anaheim, Fullerton, and Santa Ana, and may explore expanding into other educational settings, such as Boys & Girls Clubs, homeschool groups, and other youth-serving organizations. Visit www.mwdoc.com/our-service-area for a service area map.

MWDOC anticipates awarding a two-year contract, with the option to renew for up to three (3) additional years at MWDOC's discretion. The scope of work includes program design, marketing, scheduling, implementation, and evaluation. One (1) or more firms may be selected to fulfill the requirements of this program. Upon completion of the RFP process, work will begin immediately to implement the education programs by the beginning of the 2026–2027 school year.

The scope of work described below constitutes the required services. Proposers may submit for all K–12 grade levels or for specific grade bands (e.g., any combination of K–12).

Proposers must describe in Section 5 of their proposals how they will meet each requirement in Section 3.

Section 3.1 K-12 WATER EDUCATION SCHOOL PROGRAM REQUIREMENTS

The selected firm(s) will be responsible for delivering a complete, turnkey water education school program that reflects MWDOC's K-12 School Program goals and supports California's K-12 education system. All programs must be delivered on-site at eligible schools within the participating water providers' service areas. At minimum, the program(s) must include the following components:

3.1.1 PROGRAM DESIGN AND STANDARDS ALIGNMENT

a. Develop inquiry-based, grade-appropriate K–12 lessons and activities (or for grade bands defined by the proposer). Proposed programs should include learning outcomes for subjects such as science, math, language arts, social studies, and other relevant disciplines. All content should be simple, relevant, and memorable for participating students.
b. Align all curriculum with applicable California standards, including NGSS, EP&Cs, state curriculum frameworks, and guidelines.
c. Deliver instruction that is engaging, interactive, inclusive, and developmentally appropriate for diverse school settings and student populations.
d. Design a water-centric program that equips students to:
    i. Identify local water challenges.
    ii. Investigate water-related natural phenomena (e.g., filtration, runoff).
    iii. Recognize their personal and community connection to water.
    iv. Propose and evaluate solutions to water challenges.
    v. Explore water career opportunities.
e. Develop hands-on pre-program and post-program activities, with input and guidance from MWDOC, that directly support and extend the learning outcomes in item (d), ensuring a cohesive and comprehensive start-to-finish program.
f. Ensure all program messaging aligns with MWDOC K–12 School Program objectives and California K–12 academic goals, including civic readiness and career exploration.
g. Identify the grade levels most effectively served by the curriculum based on standards, frameworks, and developmental appropriateness.

3.1.2 PROGRAM MARKETING AND OUTREACH

Promote program participation to all accredited public and private K–12 schools in Orange County that are eligible to receive MWDOC Choice School Programs.

a. Work with MWDOC to develop inclusive, accessible outreach materials that clearly communicate program offerings, educational benefits, and alignment with California content standards.
b. Coordinate with MWDOC and participating water providers to ensure consistent messaging and brand alignment.
c. Provide and maintain an up-to-date database of school and teacher contacts, including (but not limited to) school names, grade levels served, teacher names, email addresses, and participation history. The consultant shall:
    i. Regularly update and verify contact information to ensure accuracy.
    ii. Use the database to support equitable outreach and program promotion.
    iii. Make the database available to MWDOC upon request and manage all data in compliance with applicable privacy and data-handling requirements.

3.1.3 PROGRAM SCHEDULING AND LOGISTICS

a. Schedule and confirm programs with all eligible schools to meet participation targets established by each participating water provider for its service area.
b. Maintain clear, timely communication with school staff before and after program delivery to confirm logistics and address any necessary follow-up.
c. Enter all scheduled visits into the shared digital calendar immediately upon confirmation, ensuring MWDOC staff, Board members, and participating water providers have real-time access to program bookings.
d. Ensure the program can be delivered in classrooms, assemblies, virtual platforms, or other formats as needed to scale instruction and reach large student audiences.

3.1.4 PROGRAM IMPLEMENTATION

a. Deliver high-quality, hands-on water-education programs at no cost to schools or families.
b. Use trained educators capable of teaching large, diverse student groups and adapting instruction to school or classroom needs.
c. Provide all materials, supplies, and resources needed for program delivery.
d. Ensure instruction reflects local water issues and supports understanding of regional water systems and stewardship.
e. Deliver programs onsite or remotely, based on school needs and MWDOC approval; larger schools may require multiple presentations.
f. Use props, visual aids, electronic displays, costumes, technology tools (e.g., projectors, laptops, student response systems), and video resources to enhance instruction, ensuring all items are well-maintained and in good condition.
g. For K–5 programs, include MWDOC's mascot, Ricky the Rambunctious Raindrop^{SM}, in lessons and visuals.
h. Acknowledge MWDOC and the participating water provider(s) verbally and visually in all presentations, with logos prominently displayed.
    i. Print the MWDOC logo and the Family of Orange County Water Providers logo on all take-home materials and visual aids.
    ii. Include the MWDOC and participating agency logos in all presentations.
    iii. Submit all program materials for MWDOC approval to ensure brand and messaging alignment.

3.1.5 PROGRAM EVALUATION

Collect, track, and report program data to MWDOC on a monthly, quarterly, and annual basis. Required reports must include:

a. Program Attendance and Participation Data: Information necessary to document participating schools, contacts, program delivery details, and student reach.

b. Performance Metrics: Key Performance Indicators (KPIs) measuring student proficiency, concept retention, engagement, and overall program effectiveness.

c. Teacher Evaluation Results: Measures of program quality, relevance, instructional effectiveness, and overall value, including tracking and reporting on teacher use of the pre- and post-program activities and their perceived impact on student learning.

d. Program Summary and Analysis: Program delivery metrics, student reach, outcomes, key findings, and recommendations for improvement.

SECTION 4: SUBMITTAL INSTRUCTIONS

Section 4.1 RFP TIMELINE

The following table identifies and estimates the dates/timeframe for receipt, evaluation, award, and implementation of this work. Proposers should note these key dates when preparing responses to this RFP.

TASK DESCRIPTION	DATE
RFP Release	January 9, 2026
Deadline to submit written questions	March 5, 2026
Deadline for submission of proposals	March 12, 2026
Firm Interviews	March 19, 2026
Firm selection and Board approval	April 6, 2026, and April 15, 2026
Contract Execution	July 1, 2026
Contract Term	July 1, 2026 – June 30, 2028

Section 4.2 SUBMITTAL REQUIREMENTS

4.2.1 SUBMISSION METHOD

Proposals for **RFP No. PA0109-001 Design and Implementation of K-12 Water Education School Program Services** will be accepted **electronically only**. Proposals must be emailed to Sarah Wilson at swilson@mwdoc.com no later than **5:00 p.m. (PST) on March 12, 2026,** with the subject line: **MWDOC RFP No. PA0109-001**. A confirmation of receipt will be sent. If you do not receive confirmation, please follow up prior to the submission deadline. Late proposals will not be accepted and will be automatically disqualified**.** Please keep file attachments under 30 megabytes to allow for email submission. For larger files, a secure file-transfer system is recommended. Assistance with large file transmission is available upon request.

All files must be clearly labeled with the proposer's name, the document type, and the submission date. For example:

- **ProposerName_RFP No. PA0109-001_Proposal_2026-03-12.pdf**
- **ProposerName_Attachments_2026-03-12.pdf**

4.2.2 PROPOSER RESPONSIBILITY

It is the sole responsibility of the Proposer to ensure that the complete proposal, including all required attachments and addenda, is received by the deadline.

4.2.3 FORMAT OF SUBMITTAL

Proposals must be submitted as a searchable PDF to ensure readability and compatibility. All proposal materials submitted become the property of MWDOC.

4.2.4 AUTHORIZED SIGNATURE

The proposal must be signed by an individual who is legally authorized to bind the Proposer to the terms of the submission.

Section 4.3 PROPOSAL FORMAT & CONTENT REQUIREMENTS

4.3.1 PAGE LIMIT AND FORMATTING

a. Maximum length: 30 single-sided pages (8.5" x 11"), excluding attachments.
b. Minimum font size: 11-point.
c. Margins: 1 inch on all sides.
d. All pages, including attachments, must be clearly and consecutively numbered.

4.3.2 ORGANIZATION OF PROPOSAL

Proposals must follow the order and structure of **Section 5 of this RFP**. Each section and subsection must be clearly labeled and correspond directly to the requirements listed in Section 5.

Section 4.4 PROPOSAL DEADLINE

All proposals must be received by **5:00 p.m. on March 12, 2026**. Proposers may submit at any time prior to the deadline. Proposals received after the deadline, regardless of the cause, will not be considered.

SECTION 5: PROPOSAL REQUIREMENTS

Proposals must directly address the requirements of this RFP and demonstrate the proposer's ability to design, market, schedule, implement, and evaluate a comprehensive K–12 water education program. Submittals should be concise, well-organized, and demonstrate a clear understanding of MWDOC's goals and the scope of work.

Proposal evaluation will be based on the criteria in Section 6. Proposals that fail to meet all requirements listed below may be deemed non-responsive.

Proposals shall follow the structure and numbering outlined in this section.

5.1 EXECUTIVE SUMMARY

5.1.1 FIRM OVERVIEW

Provide a brief overview of the firm, including background, mission, size, and primary areas of expertise.

5.1.2 CAPACITY AND RESOURCES

Describe the firm's capacity to deliver a turnkey K–12 water education program, including the proximity of staff and resources to MWDOC's service area.

5.1.3 PROPOSED PROGRAM OVERVIEW

Provide a high-level summary of the proposed program, including grade levels served, instructional model, and key components.

5.1.4 DISTINGUISHING QUALIFICATIONS

Highlight the firm's unique capabilities, innovations, or past experience that distinguish it from other proposers.

5.2 KEY PERSONNEL AND QUALIFICATIONS

5.2.1 STAFF BIOS

Provide concise biographies for the project manager and key team members, including relevant experience in:

a. K–12 education program development
b. Environmental or water education
c. Program management, scheduling, and outreach
d. Program evaluation

5.2.2 ROLES AND RESPONSIBILITIES

Identify each team member's role and responsibilities within the proposed program, including the primary point(s) of contact.

5.2.3 ORGANIZATIONAL CHART

Include an organizational chart showing reporting relationships, team structure, and communication flow.

5.3 TECHNICAL APPROACH

Proposers shall describe their overall approach to meeting the requirements in *Section 3: Scope of Work*, including program design, outreach, scheduling, implementation, and evaluation.

5.3.1 PROGRAM DESIGN AND DEVELOPMENT

Describe how your proposed program will meet the requirements in *Section 3, Item 3.1.1*, including:

a. Alignment with NGSS, EP&Cs, California curriculum frameworks, and other applicable standards
b. Integration of Orange County water supply information and local water challenges
c. Exploration of water industry careers
d. Development of pre-and post-program hands-on activities
e. Strategies for inclusivity, accessibility, and developmental appropriateness
f. Proposed grade levels and rationale for selection

5.3.2 PROGRAM PROMOTION

Describe how you will meet the marketing and outreach requirements in *Section 3, Item 3.1.2*, including strategies, materials, and approaches to ensuring accessibility and inclusivity.

5.3.3 PROGRAM COORDINATION

Describe how you will meet the scheduling and logistics requirements in *Section 3, Item 3.1.3*, including:

a. Strategies for meeting participation targets across service areas
b. Communication with school staff before and after program delivery
c. Maintenance of a real-time shared digital calendar
d. Capacity to scale for classroom, assembly, and virtual environments

5.3.4 PROGRAM FORMAT AND DELIVERY

Describe how you will meet the format and implementation requirements in *Section 3, Item 3.1.4*, including:

a. Delivery models (classroom, assembly, virtual, hybrid, etc.)
b. Student engagement strategies (hands-on activities, demonstrations, multimedia, etc.)
c. Use of props, visual aids, demonstration tools, and technology
d. Integration of Ricky the Rambunctious Raindrop℠ (grades K–6)
e. Methods for verbally and visually recognizing MWDOC and participating water providers

5.3.5 PROGRAM EVALUATION AND REPORTING

Describe how you will meet evaluation and reporting requirements in *Section 3, Item 3.1.5*, including:

a. Proposed KPIs to assess student proficiency, engagement, and concept retention
b. Teacher evaluation methodology, including the use/value of pre-and post-program activities
c. Processes for collecting attendance and program data
d. Preparation of monthly, quarterly, and annual reports for MWDOC

5.3.6 READINESS TO PROCEED

Demonstrate the firm's ability to begin work immediately upon award and fully implement the program by the start of the 2026–2027 school year. Include:

a. Staffing and operational capacity
b. Implementation timeline
c. Anticipated challenges and mitigation strategies

5.4 SAMPLES AND SUPPORTING MATERIALS

Proposers should provide sample materials that demonstrate their ability to deliver the proposed program and meet the requirements in Section 3. Samples may include, but are not limited to:

a. Sample lesson plans, interactive activity descriptions, or instructional materials
b. Sample pre-program and post-program student hands-on activities
c. Sample outreach or marketing materials
d. Summaries of relevant past projects

Samples should illustrate grade-appropriate, standards-aligned, and engaging instruction that actively involves students and supports the learning outcomes described in Section 3.

5.5 COST PROPOSAL REQUIREMENTS

5.5.1 PRICING STRUCTURE

Proposers must submit a fixed cost per session for each grade level or grade band they propose to serve.

a. Only one (1) cost may be provided per grade level or grade band.
b. All proposed costs must be whole numbers (no cents).
c. Pricing must be fully inclusive of all costs associated with program delivery.

5.5.2 SUBMISSION OF MULTI-TIER PRICING (IF PROPOSED)

MWDOC's preference is for one (1) fixed cost per grade level or grade band. If a proposer elects to submit a multi-tier pricing structure, they must:

a. Clearly identify the tiers and associated costs
b. Explain the rationale for proposing a multi-tier model
c. Demonstrate why a single fixed cost is not feasible
d. Confirm that instructional quality remains consistent across tiers

MWDOC reserves the right to accept or reject multi-tier pricing.

5.5.3 GRADE LEVELS / GRADE BANDS

Proposers may submit pricing for:

a. Individual grade levels, or
b. Grade bands (e.g., K–2, 3–5, 6–8, 9–12).

Each must include one (1) fixed per-session cost, unless otherwise specified in *Section 5.5.2*.

5.5.4 SESSION DEFINITION AND STUDENT CAPACITY

A "session" is defined as a single program presentation delivered to one (1) class, group, or instructional block. Proposers must specify a minimum number of students per session. The minimum must be instructionally appropriate and feasible across diverse school environments.

MWDOC encourages the ability to serve larger groups to maximize cost-effectiveness, where appropriate. However, unless justified under *Section 5.5.2*, the per-session cost must not change based on group size.

5.5.5 COST INCLUSIVITY

The fixed cost per session must include all expenses required to deliver the program, including but not limited to:

a. Educator staffing
b. Instructional materials, props, and supplies
c. Curriculum development
d. Travel and transportation
e. Technology and equipment
f. Outreach and scheduling
g. Evaluation and reporting
h. Administrative and overhead costs

No additional fees or surcharges will be accepted.

5.5.6 MULTI-YEAR PRICING

Proposers must provide:

a. Firm, fixed pricing for the initial two-year contract term (whole numbers only)
b. Optional projected pricing for up to three (3) additional renewal years (whole numbers only)

5.6 STANDARD AGREEMENT FOR CONSULTANT SERVICES

A sample of MWDOC's Standard Agreement for Consultant Services is provided as Attachment A. At the time of proposal submission, each Proposer shall be presumed to have read, understood, and fully reviewed all specifications and contract documents, including all Attachments.

Proposers must be capable of complying with all insurance requirements and Conflict of Interest Statements included in the Standard Agreement. Proposers shall review the Agreement and, in their proposal, identify any modifications necessary to ensure compliance.

If selected, the Proposer must satisfy all specified insurance requirements. MWDOC may, at its sole discretion, negotiate proposed modifications with the selected Proposer; however, MWDOC will consider all requested modifications during the evaluation process and reserves the right to reject any portion of, or all proposed modifications.

5.7 REFERENCES

Proposers shall provide three (3) references from municipal (preferred) or private clients for whom comparable services have been provided within the past five (5) years. Each reference shall include:

a. Organization name and address
b. Contact name and job title
c. Phone number and email address
d. Brief summary of the scope and scale of services provided
e. Metrics regarding the number of students reached
f. Evaluation results or measurements of learning outcomes

5.8 SUBCONTRACTORS

Proposers should clearly identify any services that will be performed by subcontractors. If subcontractors will be used to administer or implement any portion of the program, the proposal must include:

a. A description of each subcontractor's relevant experience
b. Identification of personnel assigned to perform the work
c. A summary of qualifications demonstrating the subcontractor's capability to fulfill the proposed scope of services

SECTION 6: SELECTION PROCESS

6.1 COMMUNICATION RESTRICTIONS

Under no circumstances may the Proposer contact any staff member other than the contact listed in Section 4 regarding this RFP, including for the purpose of discussing the RFP or clarifying any requirements. This restriction also applies to members of the MWDOC Board of Directors, the Boards of MWDOC's member agencies, and the cities of Anaheim, Fullerton, and Santa Ana.

Failure to comply with this requirement may result in immediate disqualification.

All questions regarding the scope of work, proposal requirements, or selection process must be submitted via email to the contact identified in Section 4 by the deadline specified in the RFP Schedule. Responses to questions, including any addenda, will be posted on MWDOC's website at www.mwdoc.com/opportunities/rfps-rfqs/.

6.2 EVALUATION OVERVIEW

Proposals must directly address the requirements of this RFP and follow the structure and numbering outlined in Section 5. Proposals that fail to meet the requirements may be deemed non-responsive and may not be considered further.

Proposals will be evaluated based on:

a. The written material submitted in response to this RFP
b. Any required interviews, presentations, demonstrations, or proficiency testing
c. References, samples, and supporting materials

Each proposal will be competitively evaluated on its strengths and weaknesses against the criteria in *Section 6.3*. Criteria are not listed in order of importance.

An evaluation panel will review all complete, responsive proposals and will recommend the firm(s) that, in MWDOC's judgment, are best qualified to design, deliver, market, schedule, and evaluate a comprehensive, turnkey K–12 water education program.

6.3 EVALUATION CRITERIA

The evaluation of proposals will include, but not be limited to, consideration of the following:

6.3.1 COMPLETENESS AND RESPONSIVENESS

Adherence to the proposal format and structure in Section 5 and inclusion of all required information, forms, and attachments.

6.3.2 FIRM QUALIFICATIONS AND EXPERIENCE

Demonstrated experience developing and delivering effective K–12 education programs, including environmental and/or water education for school-age children, and relevant past projects and references (*Section 5.7*).

6.3.3 KEY PERSONNEL AND CAPACITY

Qualifications and experience of key personnel identified in *Section 5.2*, and the firm's capacity to administer, market, schedule, and deliver the proposed program at the required scale.

6.3.4 TECHNICAL APPROACH AND PROGRAM QUALITY

Strength, clarity, and feasibility of the technical approach described in *Section 5.3*, including the proposed approach to meeting the requirements in Section 3; program design and standards alignment; and overall instructional quality.

6.3.5 PROGRAM REACH, IMPACT, AND EVALUATION

Proposed student reach and participation across MWDOC's service area, use of pre- and post-program activities to reinforce learning, and the quality of proposed KPIs, evaluation methods, and reporting processes.

6.3.6 SCHEDULING, LOGISTICS, AND TURNKEY READINESS

Ability to manage scheduling and logistics in coordination with schools, MWDOC, and participating water providers; use of tools such as a real-time shared digital calendar; and demonstrated readiness to fully implement the program by the start of the 2026–2027 school year.

6.3.7 SAMPLES AND SUPPORTING MATERIALS

Quality and relevance of sample instructional and outreach materials submitted under *Section 5.4,* and evidence that the proposed program can actively engage and educate students in a grade-specific, age-appropriate manner aligned with California academic standards, frameworks, and guidelines.

6.3.8 COST PROPOSAL AND VALUE

Clarity and completeness of the cost proposal (*Section 5.5*), competitiveness of the proposed pricing, overall value to MWDOC, and reasonableness of pricing relative to the proposed scope, scale, and quality of services, including pricing stability over the initial contract term and any optional renewal years.

6.3.9 SUBCONTRACTORS (IF APPLICABLE)

Qualifications and experience of any proposed subcontractors (*Section 5.8*), clarity of roles and responsibilities, and the demonstrated ability of the combined team to deliver a cohesive, turnkey program.

6.4 SELECTION PROCESS

6.4.1 PROPOSAL REVIEW AND SCORING

An evaluation panel will review and score all complete, responsive proposals in accordance with the evaluation criteria outlined in *Section 6.3*.

6.4.2 INTERVIEWS, PRESENTATIONS, AND/OR DEMONSTRATIONS

If deemed necessary by the evaluation panel, short-listed Proposers may be invited to participate in interviews, presentations, and/or demonstrations of their proposed program. Proposers will be notified of the format, content, and timing of any such sessions in accordance with the RFP schedule.

6.4.3 REFERENCE CHECKS AND ADDITIONAL INFORMATION

The evaluation panel may contact references, recent clients, and/or the Proposer to obtain additional

information or clarification. MWDOC reserves the right to request clarification or additional details regarding any part of a submitted proposal.

6.4.4 NEGOTIATIONS AND RECOMMENDED AWARD

Following evaluation, the panel may recommend one or more top-ranked Proposers for negotiations. MWDOC may negotiate scope, schedule, and pricing with the selected Proposer(s). Any award is contingent upon final contract terms acceptable to MWDOC. MWDOC makes no guarantees regarding revenue, agency participation, or the level of participation in the program(s).

6.4.5 CONFIDENTIALITY

Proposals will be kept confidential to the extent permitted by law until a contract is awarded. Once an agreement is executed, certain documents may be subject to disclosure under applicable public records laws.

6.4.6 FINAL APPROVAL AND CONTRACT EXECUTION

The evaluation panel will recommend one (1) or more firm(s) to fulfill the requirements of this RFP. The recommendation will be submitted to the MWDOC General Manager and Board of Directors for consideration. Upon approval, MWDOC will execute an agreement with the selected firm(s). Selected firm(s) will be notified via email.

If MWDOC and the selected Proposer cannot successfully finalize an agreement, MWDOC reserves the right to terminate negotiations and select another Proposer or withdraw the RFP.

SECTION 7: TERMS AND CONDITIONS

a. MWDOC and participating Orange County water providers may make inquiries as necessary to determine the Proposer's ability to provide services as specified. Upon request, the Proposer must submit all such information and data to MWDOC for this purpose. MWDOC may discuss or negotiate with one or more firms prior to award.

b. MWDOC reserves the right to reject any or all proposals, either separately or as a whole, and accept any proposal presented which it deems best suited to the interest of MWDOC and participating Orange County water providers. MWDOC is not bound to accept the lowest price.

c. The cost for developing the proposal is the sole responsibility of the Proposer. All proposals submitted become the property of MWDOC.

d. Proposers must comply with all insurance requirements and Conflict of Interest Statements as stated in MWDOC's Standard Agreement (see Attachment A). Please review this agreement and note in your proposal if any modifications are needed to ensure compliance.

e. Be advised that all information contained in the submitted proposals may be subject to the California Public Records Act (Government Code Section 6250 et seq.).

ATTACHMENT A: MWDOC STANDARD AGREEMENT FOR CONSULTANT SERVICES

Please note any exceptions or amendments, if any, to the sample agreement attached.

Item No. 5

CONSENT CALENDAR
April 15, 2026

TO: **Board of Directors**

FROM: **Administration & Finance Committee**

Harvey De La Torre, General Manager

Staff Contact: Hilary Chumpitazi, Director of Finance/IT
Dave Anderson, IT Systems Administrator

SUBJECT: **AWARD OF CONTRACT FOR CO-MANAGED INFORMATION TECHNOLOGY (IT) SERVICES**

STAFF RECOMMENDATION

Staff recommends the Board of Directors award Highroad Information Technology a 1-year contract in the amount of $37,000, with the option of four additional 1-year renewals for a total not to exceed amount of $185,000 over five years, to provide co-managed Information Technology services and authorize the General Manager to execute the contract.

COMMITTEE RECOMMENDATION

The committee concurred with staff recommendation.

REPORT

Purpose

This item requests the Municipal Water District of Orange County (MWDOC or District) Board of Directors (Board) award a contract for co-managed information technology (IT) services to ensure operational continuity and strengthen the District's technical resilience.

Budgeted: ☒ Yes ☐ No ☐ N/A		Budgeted amount: $37,000 for FY 2026-27
Core: ☒	Choice: ☐	Movement between funds: ☐ Yes ☒ No
Action item amount: Not to exceed $185,000; $37,000 per year for five years commencing FY 2026-27		

Background

MWDOC currently has one full-time IT Systems Administrator responsible for managing District servers, workstations, networks, and business applications. Approximately 70 support tickets from staff are typically resolved each month, covering issues such as system access, application deployment, and hardware and software problems. The IT Systems Administrator also oversees all IT projects, including server upgrades, data backup systems, cybersecurity efforts, and routine system administration.

To ensure operational continuity and maintain technical resilience, the District plans to establish an agreement with a Managed Service Provider (MSP) to provide additional support when the IT Systems Administrator is unavailable, during periods of increased workload, and for complex issues requiring specialized expertise.

The District previously engaged MSPs through board-approved agreements in 2024 and 2025. Although the MSP model provided a clear scope of coverage, experience showed that a flat-rate, co-managed services structure did not fully align with District operational patterns and support needs. An hourly, as-needed contract model offers improved flexibility, cost transparency, and scalability, allowing the District to bring in additional IT resources exactly when and at the level needed, without the fixed overhead costs common in traditional MSP agreements.

Discussion

A Request for Proposals (RFP) was developed based on the redefined MSP scope and contract model to provide co-managed IT services. Due to the confidential nature of MWDOC's IT infrastructure and operations, the District Counsel authorized a competitive, but confidential, RFP process wherein the RFP document was distributed directly to qualified vendors with existing relationships with the District rather than posted publicly to protect sensitive information about internal systems and infrastructure.

Staff prepared and issued an RFP for co-managed IT services under the schedule below:

RFP PROJECT TIMELINE	
Task Item	**Completion Date**
1. MWDOC completion of draft in-house RFP	February 20
2. RFP release	February 25
3. Closing date for submittal of questions	March 4
4. Proposals due	March 11
5. Convene a review panel to review proposals and select candidates for interviews	March 19
6. Interviews with firms and review panel rankings	March 27
7. Recommendation to the A&F Committee	April 8
8. Authorization by MWDOC Board	April 15
9. Contract starts	April 16

Proposal Evaluation Process

Staff released an RFP seeking a qualified firm to provide co-managed IT services. The scope of services included three levels of on-demand technical support: Level 1 (desktop and end-user support), Level 2 (intermediate systems support), and Level 3 (advanced infrastructure and server support), as well as access to virtual Chief Technology Officer (CTO) services to assist with strategic technology planning, long-term systems road mapping, and oversight of District-wide technology projects.

The RFP was sent to six qualified vendors with existing relationships with the District. Three responsive proposals were received, reviewed, and scored by an internal cross-departmental selection committee. Proposals were evaluated based on the overall value proposition, implementation timeline, experience, support, and public-sector experience. The top-ranked proposer was then invited for an in-person interview. Based on the evaluation and interview, Highroad Information Technology (Highroad) was selected.

Selected Firm Overview

Founded in 2004, Highroad is a full-service IT systems provider with over 20 years of experience in systems integration, infrastructure support, and business continuity management. Highroad specializes in co-managed IT services, providing supplemental technical support alongside existing IT staff, the model MWDOC is seeking. The firm's established expertise in system uptime, network management, and on-demand support positions them to effectively complement MWDOC's existing IT operations and provide reliable coverage during periods of high workload, staff absence, or technical complexity. Highroad was selected based on its qualifications, competitive pricing, and demonstrated ability to deliver flexible, scalable IT support to organizations with existing IT infrastructure.

Next Steps

Staff recommends the Board of Directors select Option #1 to award Highroad Information Technology a 1-year contract in the amount of $37,000, with the option of four additional 1-year renewals for a total not to exceed amount of $185,000 over five years, to provide co-managed Information Technology services and authorize the General Manager to execute the contract.

ALIGNMENT WITH BOARD STRATEGIC PRIORITIES

- ☒ *Clarifying MWDOC's mission and role; defining functions and actions.*
- ☐ *Balance support for Metropolitan's regional mission and OC values and interests.*
- ☐ *Strengthen communication and coordination of messaging.*
- ☐ *Work with member agencies to develop water supply and demand objectives.*
- ☐ *Solicit input and feedback from member agencies.*
- ☒ *Invest in workforce development and succession planning.*

BOARD OPTIONS

Option #1: Award Highroad Information Technology a 1-year contract in the amount of $37,000, with the option of four additional 1-year renewals for a total not to exceed amount of $185,000 over five years, to provide co-managed Information Technology services and authorize the General Manager to execute the contract.

Fiscal Impact: $37,000 for FY 2026-27, with an option to renew annually for a total not to exceed $185,000 over five years.

Option #2: Take no action.

Fiscal Impact: Without MSP support, the District may experience gaps in technical coverage during staff absences, peak workloads, or unexpected system issues. This could increase operational risks, extend system outages, and reduce the District's ability to respond quickly to critical technology needs.

Attachments/Links:
N/A

Item No. 6

ACTION ITEM
April 15, 2026

TO: **Board of Directors**

FROM: **Administration & Finance Committee**

Harvey De La Torre, General Manager

Staff Contact: Angela Crespi, District Secretary

SUBJECT: **PUBLIC HEARING TO CONSIDER DIRECTOR COMPENSATION**

STAFF RECOMMENDATION

Staff recommends the Board of Directors:

a. Open the Public Hearing (as noticed) regarding the draft ordinance to receive input from the public;
b. Consider said input on the draft ordinance; and
c. Consider adopting ordinance to adjust Director Compensation in the general form presented in any amount up to the statutory maximum 5%.

COMMITTEE RECOMMENDATION

The Administration & Finance Committee directed staff to schedule a public hearing for the April 15 Regular Board meeting to consider a draft ordinance that, if adopted by the Board of Directors, would adjust Director Compensation.

REPORT

Purpose

This item requests the Municipal Water District of Orange County (MWDOC or District) Board of Directors (Board or Director) conduct a public hearing to receive public input and allow the Board to discuss and consider a potential adjustment to Director Compensation. Should the Board decide to adjust its compensation, an ordinance

Budgeted: ☒ Yes ☐ No ☐ N/A		Budgeted amount: FY2026-27 $17,062
Core: ☒	Choice: ☐	Movement between funds: ☐ Yes ☒ No
Action item amount: To be determined by final Board action.		

reflecting the new compensation amount will be adopted in the general form presented (Attachment 1).

Background

Compensation for the MWDOC Board is governed by Chapter 2, Division 10 of the Water Code of the State of California (Water Code §20202), which stipulates that an increase in Director Compensation may not exceed an amount equal to 5%, for each calendar year following the operative date of the last adjustment, of the compensation which is received when the ordinance is adopted. Director Compensation is further governed by Section 1400 of the MWDOC Administrative Code, which states that members of the Board shall be compensated in line with the most recently adopted ordinance on Director compensation.

The last compensation increase for the Board was established by Ordinance No. 56 and provided for a 2.5% increase in the per diem rate from $327.43 to $335.62, effective July 1, 2025, for Fiscal Year (FY) 2025-26.

Discussion

Budget Planning

The District Budget schedule is designed to facilitate the budget and rate schedules for our Member Agencies. For budgeting purposes, the 2nd Draft Budget presented to the Administration & Finance Committee on March 11 included a Director Compensation adjustment based on the Urban Consumer Price Index (CPI) estimate of 3.2% for FY 2026-27.

The following table compares the current Director Compensation with the budgeted 3.2% increase:

	Per Meeting/ Day Rate	Per Meeting/ Day Increase	Resulting Budget Increase
Current	$335.62	N/A	N/A
3.2% Increase	$346.36	$10.74	$17,062

While not under consideration at this time, staff used the University of California, Los Angeles (UCLA) Anderson School of Economic Forecast Model CPI estimate at 3.35% plus the cost to post the required notice for FY 2027-28, the second year of the biennial budget, so that the Board could discuss its options for next year at the mid-cycle review in early 2027.

Public Notification

In addition to appropriating the necessary funds in the budget, the Board must follow a notification process to consider or discuss a possible adjustment to Director Compensation. As discussed at the March 11 Administration and Finance Committee meeting, and confirmed at the April 8 Administration and Finance Committee meeting,

staff completed the public notification process, allowing the Board to hold the required public hearing to consider its options.

The District is statutorily required to place an advertisement announcing the public hearing in a local newspaper of general circulation for two weeks, with at least five days between publication dates. To meet this requirement, a notice of public hearing regarding a potential change in Director Compensation was published in the Orange County Register on April 1 and republished on April 8.

Also in accordance with guidelines, a draft ordinance was electronically posted on the District website, physically posted on the posting board near the facility entrance, and emailed to Member Agencies. Should the Board decide to adjust its compensation following this public hearing, a signed ordinance must also be published in the newspaper and placed on the posting board for ten days.

In accordance with the Water Code, at least 60 days must elapse before an approved increase takes effect. If the Board authorizes an increase, the earliest effective date would be July 1, 2026, which aligns with the first year (FY 2026-27) of the biennial budget.

Next Steps

Staff recommends the Board of Directors select Option # 1 to open the Public Hearing (as noticed) regarding the draft ordinance to receive input from the public; consider said input on the ordinance; and consider adopting an ordinance to adjust Director Compensation in the general form presented in any amount up to the statutory maximum 5%.

ALIGNMENT WITH BOARD STRATEGIC PRIORITIES

- ☒ *Clarifying MWDOC's mission and role; defining functions and actions.*
- ☐ *Balance support for Metropolitan's regional mission and OC values and interests.*
- ☐ *Strengthen communication and coordination of messaging.*
- ☐ *Work with member agencies to develop water supply and demand objectives.*
- ☐ *Solicit input and feedback from member agencies.*
- ☐ *Invest in workforce development and succession planning.*

BOARD OPTIONS

Option #1: Open the Public Hearing (as noticed) regarding the draft ordinance to receive input from the public; consider said input on the ordinance; and consider adopting an ordinance to adjust Director Compensation in the general form presented in any amount up to the statutory maximum 5%.

Fiscal Impact: An estimated cost of $17,062 was included in FY 2026-27 based on Urban CPI at 3.2%. The fiscal impact of any adjustment to Director Compensation will depend on the amount, if any, that the Board chooses to increase Director compensation. Should an increase over the budgeted 3.2% be approved, an amendment to the final adopted budget would be required.

Option #2: Take no action.

Fiscal Impact: None.

Attachments/Links:
Attachment 1: Draft Ordinance

ORDINANCE NO. __

**ORDINANCE OF THE
MUNICIPAL WATER DISTRICT OF ORANGE COUNTY
BOARD OF DIRECTORS
REGARDING DIRECTOR COMPENSATION**

WHEREAS, the Board of Directors previously adopted Ordinance No. 56 governing the compensation to be paid to members of the Board of Directors of the Municipal Water District of Orange County, and to those members of the Board of Directors of the Metropolitan Water District of Southern California representing the Municipal Water District of Orange County (collectively referred to as the MWDOC Board of Directors), in accordance with Chapter 2 of Division 10 of the Water Code of the State of California (Water Code § 20200 et seq.); and

WHEREAS, by law, the compensation to be paid to the MWDOC Board of Directors may be increased annually by ordinance, with an increase that may not exceed 5% per year since the last increase; and

WHEREAS, the last compensation increase for the MWDOC Board of Directors occurred in July 2025 and the current Director compensation is $335.62. As a result, the MWDOC Board of Directors has the discretion to increase the Director compensation up to $16.78 (5%) since the last increase, to a maximum amount of $352.40.

NOW, THEREFORE, BE IT ORDAINED by the Board of Directors of Municipal Water District of Orange County as follows:

Section 1. That Ordinance No. 56 is hereby superseded and repealed effective upon the effective date of this Ordinance.

Section 2. Effective July 1, 2026, the per diem compensation for the MWDOC Board of Directors shall increase by _____% from $335.62 to $_____.

Section 3. Any future MWDOC Board of Directors compensation increase will be enacted only by ordinance and following a public hearing.

Section 4. CEQA Exemption. The MWDOC Board of Directors finds that adoption of this Ordinance is exempt from the California Environmental Quality Act ("CEQA") pursuant to Section 15358 (the activity will not result in a direct or reasonably foreseeable indirect physical change in the environment) of the CEQA Guidelines, because it has no potential for resulting in physical change to the environment, directly or indirectly. Moreover, the MWDOC Board of Directors finds that this Ordinance is also exempt under CEQA pursuant to Guidelines

DRAFT

Section 15061(b)(3) (there exists no possibility that the activity will have a significant adverse effect on the environment) because this Ordinance will not cause a change in any of the physical conditions within the area affected by the Ordinance.

PASSED AND ADOPTED by the Board of Directors of Municipal Water District of Orange County at its regular meeting held on April 15, 2026, by the following roll call vote:

AYES:
NOES:
ABSTAIN:
ABSENT:

_____

Angela Crespi
District Secretary
Municipal Water District of Orange County

DRAFT

Item No. 7

ACTION ITEM
April 15, 2026

TO: **Board of Directors**

FROM: **Administration & Finance Committee**

Harvey De La Torre, General Manager

Staff Contact: Melissa Baum-Haley, Assistant General Manager
Kevin Hostert, Senior Water Resources Analyst
Jared Dawson, Water Resources Analyst

SUBJECT: **PUBLIC HEARING TO CONSIDER ESTABLISHING CLASSES OF WATER SERVICE & TERMS AND CONDITIONS OF WATER SERVICE WITHIN THE DISTRICT**

STAFF RECOMMENDATION

Staff recommends the Board of Directors:

a. Open the Public Hearing (as noticed) regarding the draft ordinance to receive input from the public;
b. Consider said input on the draft ordinance; and
c. Consider adopting ordinance establishing classes of water service, terms, and conditions of water service within the District in the general form presented.

COMMITTEE RECOMMENDATION

The Administration & Finance Committee directed staff to schedule a public hearing for the April 15 Regular Board meeting to consider a draft ordinance that, if adopted by the Board of Directors, would establish classes of water service and terms and conditions of water service within the District.

Budgeted: ☒ Yes ☐ No ☐ N/A		Budgeted amount: $2,000
Core: ☒	Choice: ☐	Movement between funds: ☐ Yes ☒ No
Action item amount: N/A		

REPORT

Purpose

This item requests the Municipal Water District of Orange County (MWDOC or District) Board of Directors (Board) conduct a public hearing to receive public input and allow the Board to discuss and consider adopting a revised ordinance establishing classes of water service, terms, and conditions of water service within the District in the general form presented (Attachment 1).

Background

The procedure for establishing new water rates is outlined in MWDOC Administrative Code Chapter 1, Section 1117, which stipulates that the classes and conditions of water service shall be established by Board ordinance, and water rates for the various classes of water service and other fees and charges shall be established by Board resolution.

The current classes and conditions of water service were established in May 2020 through the Board adoption of Ordinance No. 55.

Discussion

Recently, the Metropolitan Water District of Southern California (Metropolitan) Board approved a treated water cost recovery rate structure that incorporates fixed charges for a peaking capacity charge, a standby capacity charge, and a remaining standby capacity charge.

Following Metropolitan approval of the new rate structure, MWDOC staff collaborated with District Counsel to draft modifications to the District's Ordinance. The proposed ordinance modifications reflect Metropolitan's recently approved treated water fixed costs and incorporate other revisions deemed necessary by staff to keep the MWDOC Ordinance as current as possible.

Public Notification

A notice of public hearing regarding a potential change in classes and conditions of water service was published in the Orange County Register on April 1 and republished on April 8. In accordance with MWDOC Administrative Code guidelines, a notice of the meeting and a copy of the draft ordinance were emailed to the Member Agencies.

Should the Board decide to adopt the proposed ordinance following the public hearing, staff will provide written notice of its adoption to member agencies, along with a copy of the adopted ordinance. At the same time, a certified copy of the full text of the ordinance, along with the names of the Board members voting for and against the ordinance, will be posted at MWDOC's offices for not less than ten days.

Next Steps

Staff recommends the Board of Directors select Option # 1 to open the Public Hearing (as noticed) regarding the draft ordinance to receive input from the public; consider said input on the ordinance; and consider adopting an ordinance establishing classes of water service, terms, and conditions of water service within the District in the general form presented.

ALIGNMENT WITH BOARD STRATEGIC PRIORITIES

- ☒ *Clarifying MWDOC's mission and role; defining functions and actions.*
- ☒ *Balance support for Metropolitan's regional mission and OC values and interests.*
- ☐ *Strengthen communication and coordination of messaging.*
- ☐ *Work with member agencies to develop water supply and demand objectives.*
- ☐ *Solicit input and feedback from member agencies.*
- ☐ *Invest in workforce development and succession planning.*

BOARD OPTIONS

Option #1: Open the Public Hearing (as noticed) regarding the draft ordinance to receive input from the public; consider said input on the ordinance; and consider adopting an ordinance establishing classes of water service, terms, and conditions of water service within the District in the general form presented.

Fiscal Impact: There is no direct fiscal impact to the District associated with the adoption of the proposed ordinance, but it would facilitate a consistent cost recovery structure with that of Metropolitan.

Option #2: Do not adopt the draft ordinance establishing classes of water service, terms and conditions of water service within the District on the general form presented.

Fiscal Impact: Without Board approval of the draft ordinance, the District's cost recovery structure would be inconsistent with Metropolitan's and could complicate the District's ability to recover costs.

Attachments/Links:
Attachment 1: Water Rates Ordinance - redlined
Attachment 2: Water Rates Ordinance

ORDINANCE NO. ~~55~~ __

ORDINANCE OF THE
MUNICIPAL WATER DISTRICT OF ORANGE COUNTY
ESTABLISHING CLASSES OF WATER SERVICE AND
TERMS AND CONDITIONS OF WATER SERVICE
WITHIN THE DISTRICT

WHEREAS, the Municipal Water District of Orange County ~~((~~"MWDOC~~"~~ or "District)~~")~~ is a municipal water district organized pursuant to the Municipal Water District Act of 1911 (Water Code section 71000 et. seq.); and

WHEREAS, MWDOC ~~-~~is a Member Agency~~member agency~~ of the Metropolitan Water District of Southern California (~~hereinafter "~~Metropolitan)~~")~~ and the sole purveyor of imported water purchased from Metropolitan to retail water agencies and municipalities within MWDOC's service area; and

WHEREAS, MWDOC is authorized and directed by section 71616 of the Water Code of the State of California to establish water rates and charges for the sale of water which will result in revenues sufficient to meet the operating expenses of the District, provide for repairs and depreciation of works, provide a reasonable surplus for improvements, extensions and enlargements, and cover principal and interest payments and costs associated with the bonded debt; and

WHEREAS, Metropolitan has established classes of service for water service available to MWDOC consisting of Treated and Untreated Full Service, and rates, charges and conditions of service applicable to each class of water service as set forth in the Metropolitan ~~Water District~~ Administrative Code; and

WHEREAS, MWDOC's 2001 Strategic Plan and the 2010 Update ~~emphasizes~~, and the 2023 Board of Directors (Board) Strategic Priorities emphasize MWDOC's role in pursuing a regional approach to providing a reliable water supply to the residents of MWDOC and Orange County; and

WHEREAS, the MWDOC Board views MWDOC's service area (and Orange County) as a single economic unit in which water supply reliability in one area of the County has an economic impact to the entire County; and

WHEREAS, beginning with the budget year commencing July 1, 2011, the MWDOC Board approved changing the format of the budget and how certain "~~CHOICE~~ChoiceChoice" services are to be funded by those MWDOC Member Agencies~~member agencies~~ and others (such as the cities of Anaheim, Fullerton, and Santa Ana) electing to receive such services; and

WHEREAS, pursuant to section 71614 of the California Water Code MWDOC may establish different rates for different classes of customers, and such rates shall be uniform throughout MWDOC for like classes and conditions of service; and

WHEREAS, the ~~Board of Directors of~~ MWDOC Board desires to establish classes of water service that will enable MWDOC to fix water rates and charges that will cover MWDOC's cost of water and other operating expenses including financial requirements; and

WHEREAS, the ~~Board of Directors of~~ MWDOC Board desires to adopt terms and conditions for the provision of the various classes of water service and to establish water rates and charges for such classes of service to be imposed by resolution periodically; and

WHEREAS, MWDOC prepared a cost of service allocation and rate study for MWDOC's rates and charges in 2016 and 2021; and

WHEREAS, the ~~MWDOC Rate~~20212021 Core Service Allocation Study ~~was completed in 2016, which added a new~~ affirmed MWDOC's Retail Meter Charge, and modified the Groundwater Customer Charge effective with the ~~FY2016-17~~Fiscal Year~~fiscal year~~ 2021-22 rates and charges~~.~~;; and

NOW, THEREFORE, BE IT ORDAINED by the Board of Directors subject to the provisions set forth herein that Ordinance No. ~~53 is hereby repealed and superseded and this Ordinance No.54~~ __ is adopted and enacted as follows:

SECTION 1. SCOPE:

1.1 This Ordinance establishes classes of water service, the terms and conditions for water delivery by MWDOC to Customers of the ~~district~~DistrictDistrict, and "~~CHOICE~~ChoiceChoice" services as defined herein. This Ordinance shall apply to Customers of MWDOC after the effective date of the Ordinance.

1.2 General definitions are set forth in Section 2. Definitions concerning Rates are set forth in Section 3. Definitions for Charges are set forth in Section 4.

SECTION 2. DEFINITIONS:

2.1 Whenever used in this Ordinance, the following terms shall have the meaning indicated herein:

2.2 "Board -" shall mean the Board of Directors of MWDOC.

2.3 "MWDOC -" shall mean the Municipal Water District of Orange County.

2.4 "MWDOC Member Agency -" shall mean any city, county, water district, county water board, mutual water company, investor owned utility or other entity, including a joint powers agency, which receives water from MWDOC, directly or indirectly (excepting the cities of Anaheim, Fullerton, and Santa Ana), the corporate area of which, in whole or in part, is included in MWDOC.

2.4.1 "Retail Water Meter -" shall mean a water meter, or water measuring device, through which water, other than replenishment, construction, and recycled water, directly or indirectly supplied by MWDOC,

is delivered to any consumer within the boundaries of each MWDOC Member Agency or customer. Retail Water Meters are considered to be "in service" if they were used at any time within the preceding calendar year. Meters on dedicated fire lines shall not be considered as being "in service"; retail meters not being utilized due to temporary interruption as a result of a change in service or a past due account shall be considered as being "in service."

2.5 "Customer" shall mean any MWDOC Member Agency or other purchaser of water or services from MWDOC and shall include the cities of Anaheim, Fullerton, and Santa Ana.

2.6 "General Manager" shall mean the General Manager of MWDOC.

2.7 "Groundwater Basin" shall mean any managed Groundwater Basin located entirely or partially within the boundaries of MWDOC.

2.8 "State" shall mean the State of California.

2.9 "Metropolitan" shall mean the Metropolitan Water District of Southern California.

2.10 "Treated Water" shall mean water that is treated~~.~~ by filtration and disinfection at any Metropolitan water treatment facility.

2.11 "Untreated Water" shall mean water that is not Treated Water.

2.12 "Imported Water" shall mean water which is acquired by MWDOC from Metropolitan~~, except for Recycled Water~~.

2.13 "Surface Water" shall mean water which is open to the atmosphere and subject to surface runoff and not groundwater~~ or Recycled Water~~.

2.14 "Domestic and Municipal Purposes" shall mean the use of water for all domestic, municipal, commercial, industrial, and recreational purposes commonly, but not exclusively, serviced by the water supply of a city, town, or other similar population group.

2.15 Blank

2.16 "Groundwater Replenishment" shall mean the act of spreading or injecting water or causing water to be spread or injected, and utilizing Imported Water in-lieu of producing groundwater for the purpose of replenishing Groundwater Basins, without regard to the subsequent use of such water.

2.16.1 "Groundwater Replenishment by Spreading or Injecting" shall mean Groundwater Replenishment that results from the act of spreading or injecting water, and shall not include water used for Seawater Barrier Groundwater Replenishment.

DRAFT

2.16.2 "Seawater Barrier Groundwater Replenishment -" shall mean groundwater replenishment by injection of water for the principal purpose of maintaining groundwater barriers designed and intended to avoid the contamination of groundwater storage basins by the intrusion of seawater.

2.16.3 "In-lieu Groundwater Replenishment -" shall mean maintenance or replenishment of water supplies in Groundwater Basins by reduction or elimination of extraction therefrom through the substitution of deliveries of water to ~~customers~~CustomersCustomers and their consumers from ~~imported water~~ImportedImported Water distribution facilities in-lieu of such extraction.

2.17 Blank

2.18 Blank

2.19 Blank

2.20 "Full Service -" shall mean service of water for domestic or municipal purposes, agricultural purposes and Groundwater Replenishment purposes that is not subject to reduction or interruption except by application of the preferential rights referred to in Section 135 of the Metropolitan Water District Act or by application of the then effective MWDOC Water Supply Allocation Plan ~~(("~~WSAP~~)")~~ or other shortage allocation plan as adopted by the Board.

2.21 "Emergency Service -" shall mean service of water when a determination has been made by the General Manager that serious hardship would result to a MWDOC Member Agency in the event of the MWDOC Member Agency's inability to sustain all or any part of a reduction or interruption in the delivery of water to the extent and for the time mandated by the Board pursuant to Section 6.3 and such inability results from a cause other than an unforeseeable catastrophic event or loss of water supplies from sources other than MWDOC, or due to circumstances determined by the General Manager to be exceptional. If the inability to sustain an interruption is determined by the General Manager to be due to a catastrophic event, loss of water source or exceptional circumstances, then the water service provided to avoid hardship shall be treated as Full Service.

2.22 "Recycled Water~~,~~" which is sometimes referred to as non-potable water – shall mean~~, is~~ water that does not meet criteria established by the State Department of Health Services for domestic use, and shall mean wastewater which has been collected in a sanitary sewer system and treated within a water reclamation plant or is untreated low quality water extracted from Groundwater Basins, both types of water being suitable for selected non-potable uses.

2.23 Blank

2.24 Blank

2.25 "Summer Period -" shall mean May 1 through September 30 of a calendar year.

2.26 "Fiscal Year -" shall mean the period which commences July 1 of each calendar year and ends June 30 of the following calendar year.

2.27 Blank

2.28 "New Allen-McColloch Pipeline (AMP) Connection -" shall mean a service connection to the Allen-McColloch Pipeline requested by a MWDOC Member Agency which is not a party to the Agreement for Allocation of Proceeds of Sale of the Allen-McColloch Pipeline.

2.29 "Metropolitan Readiness-to-Serve (RTS) Charge" or "Metropolitan RTS Charge -" shall mean the total monetary charge imposed by Metropolitan on MWDOC and collected either (1) by Metropolitan as a standby charge on property within MWDOC's service area boundaries or (2) directly from MWDOC.

2.30 "Net Metropolitan Readiness-to-Serve Charge" or "Net Metropolitan RTS Charge" or "Net RTS Charge" shall mean that portion of the Metropolitan Readiness-to-Serve Charge which is not collected as a standby charge on property within MWDOC's boundaries, which is billed by Metropolitan directly to MWDOC, and which, if no standby charge is levied, shall constitute the entire Metropolitan RTS Charge.

2.31 "MWDOC Member Agency Readiness-to-Serve Charge" or "MWDOC Member Agency RTS Charge -" shall mean the apportionment of the Net Metropolitan RTS Charge to the MWDOC Member Agencies based upon the rolling average water sales, as may be established from time to time by the MWDOC Board.

2.32 "" "MWDOC Capacity Charge" or "Capacity Charge -" shall mean the allocation of Metropolitan's Capacity Charge to MWDOC's member agencies based on each member agency's highest peak of daily flow for the delivery of full service Metropolitan water between May 1 and September 30 in the three preceding calendar years.

~~2.33 blank~~
~~2.34 blank~~
~~2.35 blank~~
~~2.36 blank~~

2.33 "Treatment Peaking Capacity Charge -" shall mean the apportionment of Metropolitan's Peaking Capacity Charge to MWDOC's member agencies as further described in the Water Rate Resolution adopted pursuant to this Ordinance.

2.34 "Treatment Used Standby Capacity Charge -" shall mean the apportionment of Metropolitan's Used Standby Capacity Charge to MWDOC's

member agencies as further described in the Water Rate Resolution adopted pursuant to this Ordinance.

2.35 "Treatment Remaining Standby Capacity Charge -" shall mean the apportionment of Metropolitan's Remaining Standby Capacity Charge to MWDOC's member agencies as further described in the Water Rate Resolution adopted pursuant to this Ordinance.

2.36 "Treatment Surcharge -" shall mean the apportionment of Metropolitan's treatment surcharge to MWDOC's member agencies as further described in the Water Rate Resolution adopted pursuant to this Ordinance.

2.37 "MWDOC Water Supply Allocation Plan (" or "WSAP) -" shall mean a plan established by the Board to allocate water among the MWDOC Member Agencies during times of water shortage.

2.38 "CHOICEChoiceChoice" services (as distinguished from "Core" services imposed on all Member Agencies) - shall mean those services made available by MWDOC to its Customers on an elective basis. Each Customer will make a decision whether and to what extent it will engage the services and participate in the activities (depending on the nature of the services and the manner in which they are charged).

2.39 "Water Rate Resolution -" shall mean a Resolution adopted by MWDOC periodically at the discretion of the Board that establishes MWDOC's water rates and other charges.

2.40 Blankblank

2.41 "MWDOC's Retail Meter Charge -" shall have the meaning set forth in Section 3(b) of this Ordinance No. 54. . .

2.42 "AMP Surcharge -" shall have the meaning set forth in Section 3(d) of this Ordinance No. 54. . .

2.43 "AMP Connection Charge -" shall have the meaning set forth in Section 4.577(a) of this Ordinance No. 54. . .

2.44 "Groundwater Customer Charge -" shall have the meaning set forth in Section 3(c) of this Ordinance No. 54. . .

SECTION 3. MWDOC'sMWDOC'SMWDOC'S WATER RATE:

The water rate shall be established in an amount that, in combination with revenues from other charges collected by MWDOC, will result in revenues sufficient for the purposes set forth in section 71616 of the California Water Code. The water rate shall include components for:

a. (a) The cost of acquiring water or wheeling, exchanging, or transferring service (i.e., for water acquired from Metropolitan, the cost of acquisition would include, a per acre foot rate based on a melding of Metropolitan's Tier 1 and Tier 2 supply rates, Supply Rate, plus Metropolitan's System Access Charge, Water Stewardship Rate, System Power Rate, and, for Treated Water deliveries, Metropolitan's Treatment Surcharge); including other rates, charges, fees, penalties and other applicable charges to MWDOC.

a. (b) Retail Meter Charge - An annual basic charge for each Retail Water Meter served by a MWDOC Member Agency which is "in service" as of January 1 of each year (hereinafter referred to as "MWDOC's Retail Meter Charge).

b. "). MWDOC's Retail Meter Charge shall be set to generate revenue that, in combination with revenues derived from MWDOC's Groundwater Customer Charge, shall cover MWDOC's operating expenses and financial requirements, including reserves.

c. (c) Groundwater Customer Charge - An annual charge to Orange County Water DistrictOCWD for coreCoreCore services provided by MWDOC.

d. (d) AMP Surcharge -. A per acre-foot surcharge on water delivered through the Allen-McColloch Pipeline ("AMP Surcharge") to cover repair, maintenance, and operation costs for the Allen-McColloch Pipeline to the extent such costs are not fully assumed and paid by Metropolitan, pursuant to the Agreement for Sale and Purchase of the Allen-McColloch Pipeline.

The Board shall establish said the forgoingforegoingforegoing rates and charges by resolution and shall adjust the rates and charges by resolution periodically as determined appropriate by the Board in its discretion. Written notice of the proposed establishment or amendment of rates and charges and the amounts and details thereof shall be given to all member agencies not less than ten10 days prior to the meeting at which such resolution will be considered.

SECTION 4. OTHER CHARGES:

In addition to the water rates and charges provided in Section 3, each MWDOC Member Agency shall be assessed charges as follows:

4.1 MWDOC Readiness-to-Serve Charge - an annual charge which shall be assessed to each MWDOC Member Agency and calculated as described in the rate resolutionWaterWater Rate Resolution adopted pursuant to this Ordinance.

4.2 MWDOC Capacity Charge - The MWDOC Capacity Charge is assessed to each MWDOC Member Agency on the basis of recent historic peak day capacity usage (including capacity usage for Full Service and

wheeling as a fixed charge on each Member Agency calculated on such past peak day usage, as described in the rate resolutionWaterWater Rate Resolution adopted pursuant to this Ordinance).

4.3 Blank.

4.3 Treatment Peaking Capacity Charge – The Treatment Peaking Capacity Charge is assessed to each MWDOC Member Agency as described in the Water Rate Resolution adopted pursuant to this Ordinance.

4.4 Treatment Used Standby Capacity Charge – The Treatment Used Standby Capacity Charge is assessed to each MWDOC Member Agency as described in the Water Rate Resolution adopted pursuant to this Ordinance.

4.5 Treatment Remaining Standby Capacity Charge – The Treatment Remaining Standby Capacity Charge is assessed to each MWDOC Member Agency as described in the Water Rate Resolution adopted pursuant to this Ordinance.

4.6 The MWDOC Readiness-to-Serve Charge, MWDOC Capacity Charge, MWDOC Treatment Peaking Capacity Charge, MWDOC Treatment Used Standby Capacity Charge, and the MWDOC Treatment Remaining Standby Capacity Charge, shall be set by the Board by resolution and shall be established at a level which, in the judgment of the Board, will yield revenues sufficient to cover the charges imposed by Metropolitan upon MWDOC under Metropolitan's rates and charges for water service, provided that MWDOC's charges may provide for collection in advance of expected invoice by Metropolitan and provide for a reasonable excess to cover variations in the amount of Metropolitan's charges that cannot be calculated in advance.

4.577 AMP Connection Charge

a. (a) As a condition to the approval for any request for a New AMP Connection, the agency requesting the New AMP Connection shall pay, in addition to the cost of constructing the service connection and all costs and fees imposed by Metropolitan, a connection charge ((("AMP Connection Charge)."). The AMP Connection Charge shall be calculated upon the maximum potential flow through the requested service connection, multiplied by the average unreimbursed 1993 replacement cost, less depreciation of a cubic foot per second (cfs) of capacity at all points along the Allen-McColloch Pipeline, calculated to be $109,700 per cfs, and that price shall be escalated from 1993 to the year in which the readjustment is made at the annual interest rate of 4.0% and payment shall be made in cash at the time of the readjustment.

b. (b) The proceeds of AMP Connection Charges collected by MWDOC shall be used to reimburse those MWDOC Member Agencies and those agencies outside MWDOC's service

area which acquired leasehold interests in the Allen-McColloch Pipeline, prior to the sale of the Allen-McColloch Pipeline to Metropolitan, for a portion of their acquisition costs, which were not recovered through the sale of the Allen-McColloch Pipeline to Metropolitan, in proportion to their cfs ownership in the Allen-McColloch Pipeline system.

c. ~~(c)~~ The AMP Connection Charge shall terminate and shall not be applied to any New AMP Connections requested after Metropolitan completes a project which augments the capacity of the Allen-McColloch Pipeline in any amount. Notwithstanding the foregoing, an agency that has requested and obtained a new connection to the Allen-McColloch Pipeline shall not be entitled to reimbursement of all or any portion of the AMP Connection Charges already paid, by reason of Metropolitan's subsequent augmentation of the Allen-McColloch Pipeline.

~~(d)~~d. The payment of the AMP Connection Charge shall not entitle the agency requesting the New AMP Connection to any rights or benefits under the Agreement for Allocation of Proceeds of Sale of the Allen-McColloch Pipeline, nor to any portion of the payments to be made by Metropolitan in consideration of the sale of the Allen-McColloch Pipeline, nor to any interest in the Allen-McColloch Pipeline facilities.

4.8 Charges for ~~CHOICE services.~~ Choice Services ~~.~~ The categories, budget levels, and methodology for allocating the costs to MWDOC's Customers for ~~CHOICE~~ChoiceChoice services shall be set each year by the Board in its adoption of the Water Rate Resolution.

SECTION 5. CLASSES OF SERVICE:

The rates per acre-foot for water sold and delivered for each class of service on order of any MWDOC Member Agency for use therein shall be as established from time to time by resolution of the Board. The classes of service for water are as follows:

5.1 Full Service (for Domestic and Municipal Purposes, agricultural service, and for Groundwater Replenishment).

5.2 Emergency Service. Service of water when a determination has been made by the General Manager that serious hardship would result to a MWDOC Member Agency in the event of the MWDOC Member Agency's inability to sustain all or any part of a reduction or interruption in the delivery of water to the extent and for the time mandated by the Board pursuant to Section 6.3 and such inability results from a cause other than an unforeseeable catastrophic event or loss of water supplies from sources other than MWDOC, or due to circumstances determined by the General Manager to be exceptional. ~~5.3 Blank~~

5.34 Blank

5.345 Blank

~~5.4 Recycled Water (for selected non-potable uses). Such water shall be sold at MWDOC's cost of acquisition for Recycled Water.~~

~~5.5 Not Used~~

5.5 Blank

5.6 ~~Wheeled, Exchanged~~Exchange Exchange or Transfer Water.

Unless otherwise specified by written agreement with MWDOC, MWDOC shall charge the MWDOC Member Agencies for water ~~wheeled~~exchangedexchanged or transferred ~~into the MWDOC service area~~ in accordance with the Water Rate Resolution.

5.7 Deliveries to Which Rates are Not Applicable.

The rates for the various classes of service of water established by this Section 5 shall not apply to water sold and delivered by MWDOC to any purchaser other than a MWDOC Member Agency; and said rates shall not apply to water sold and delivered by MWDOC for any use outside MWDOC, or to water sold and delivered by MWDOC for any use within MWDOC in substitution for water used outside MWDOC, regardless of whether or not such water will be purchased by, or delivered pursuant to the order of, any MWDOC Member Agency; but such water shall be sold and delivered pursuant to such contract and upon such terms and conditions as the Board shall authorize and determine for each such transaction.

5.8 Rates Subject to Applicable Law.

All sales and deliveries of water in classes established by Section 5 shall be subject to all applicable statutes and administrative regulations, including the Metropolitan ~~Water District of Southern California~~ Administrative Code, as they may be amended from time to time, and to any current MWDOC policies.

SECTION 6. ESTIMATES OF WATER REQUIREMENTS, SCHEDULES OF DELIVERIES AND CERTIFICATION:

6.1 General. Each year, or at such time as the General Manager may specify, each MWDOC Member Agency shall furnish MWDOC, in a form provided by MWDOC, a five-year estimate of the amounts of water to be furnished to such MWDOC Member Agency by MWDOC, and an estimate of the quantity of water anticipated to be obtained from local sources to meet the MWDOC Member Agency needs. The estimate shall constitute the MWDOC Member Agency's request for deliveries for the first of the five years covered therein.

6.2 Contents of Estimates and Certification.

6.2.1 Each estimate furnished by a Member Agency pursuant to Section 6.1 shall contain, at a minimum, for each service connection and for each month of the Fiscal Year beginning with the succeeding July 1, and for the entire MWDOC Member Agency for each month of the succeeding four Fiscal Years, the following information:

a. (a) The quantity of treatedTreatedTreated and Untreated Water to be delivered by MWDOC to the MWDOC Member Agency in Full Service.

6.3 Obligations in Event of Shortage.

The Board may provide for a method of allocation of available supplies as the Board may determine necessary, through adoption of a Water Supply Allocation Plan for all classes of service. MWDOC shall provide any notice required by law for implementation of a reduction or interruption of any class or classes of service; however, no additional or special notice shall be required for any particular class of service as a condition of implementing a reduction or interruption of service.

SECTION 7. BILLING AND PAYMENT, CERTIFICATIONS AND REPORTING OF WATER SALES AND TRANSFERS

7.1 Billing Schedule. The MWDOC Member Agencies shall be billed for water delivered and for other charges as provided by resolution of the Board.

7.2 Delinquent Payment. In the event any MWDOC Member Agency whichthatthat receives deliveries of water from MWDOC is delinquent in payment of bills for water rates and charges, an additional charge equal to 2%two percent (2%) of such delinquent amount shall be assessed to the MWDOC Member Agency for each month or fraction thereof in which the delinquent amount is not paid. Notwithstanding the above, if the total period of delinquency does not exceed five (5) business days, the additional charge shall be equal to one percent (1%%) of such delinquent payment. Invoices for delinquencies, including additional charges, shall be mailed within five (5) days of delinquency.

Additional charges provided herein for delinquent payments may be waived by the Board upon written request by the MWDOC Member Agency upon a finding that the delinquency was caused by excusable neglect or circumstances beyond the control of the MWDOC Member Agency, provided that the delinquent Member Agency reimburses MWDOC for all costs and penalties actually incurred by MWDOC as a result of the delinquent payment. In the event that any MWDOC Member Agency which receives deliveries of water from MWDOC shall be delinquent for more than thirty (30) days in the payment of billings for MWDOC's charges, the Board, in its discretion and upon other conditions as it may prescribe, after giving the MWDOC Member Agency a twenty-day (20-day) notice in writing of such delinquency and of the right to request a hearing on the matter, and after such hearing, if requested, may order the termination of water service to such agency until all delinquent

payments, including additional charges, are made to MWDOC, and may authorize such other action as may be appropriate.

7.3 Certification of Retail Meters. On or before the first day of February of each year, each of MWDOC's Member Agencies shall certify the number of retail water service meters that were "in service" (see 2.4.1) within the territory of each agency ~~which~~thatthat is within MWDOC as of January 1~~1st~~ of that year on a form provided by MWDOC.~~-~~ The number of meters specified thereon shall be subject to MWDOC confirmation and shall be used to calculate billings for MWDOC's Retail Meter Charge.

7.4 Disputed Bills. If a MWDOC Member Agency disputes the amount of any billing, the MWDOC Member Agency shall pay the disputed bill. Corrections to the billing, if deemed necessary, shall be made on the succeeding month's water bill without interest.

7.5 Year-End Reconciliation. Billing for all water delivered by MWDOC to a MWDOC Member Agency that requires annual reconciliation (unless otherwise specified by agreement) shall be subject to a reconciliation after the close of each Fiscal Year to determine what quantity of water qualifies for the incentive or penalty. ~~Adjustment~~AdjustmentsAdjustments will be made to previous billings based ~~upon~~onon the reconciliation, and the MWDOC Member Agency will be billed or ~~given a credit~~creditedcredited for the difference.

7.6 Certifications.~~-~~ In the event water is delivered to a MWDOC Member Agency under a classification of delivery of water that requires certification, the MWDOC Member Agency must submit the required certifications, in a format provided by MWDOC, documenting the quantity of water used for such purposes.

7.7 Blank

7.8 Reporting of Water Transfers or Exchanges. Transfers or exchanges of Imported Water between MWDOC Member Agencies affecting the calculation of the Metropolitan RTS Charge or other charges imposed by Metropolitan or MWDOC must be reported by the MWDOC Member Agency to MWDOC within ~~sixty (~~60~~)~~ days following the month of delivery, in order to qualify for an adjustment of the Metropolitan RTS Charge or other charges.

SECTION 8. WATER ~~WHEELING,~~ EXCHANGES AND TRANSFERS:

8.1 Water~~ Wheeling,~~ Exchanges and Transfers that will result in water being delivered into MWDOC's service area and that are entered into between two or more MWDOC Member Agencies or entities within the District, or between a MWDOC Member Agency and an entity outside the District, will be subject to MWDOC's consent.

SECTION 9. ~~SUPERCEDES~~SUPERSEDES~~RESOLUTIONS~~ACTIONS. PRIOR

9.1 All ordinances, resolutions or administrative actions by the Board, or parts thereof that are inconsistent with any provision of this Ordinance are hereby superseded only to the extent of such inconsistency.

SECTION 10. SEVERABILITY:

10.1 If any provision of this Ordinance is for any reason held to be unlawful by a court of competent jurisdiction, such decision shall not affect the remaining portions of the Ordinance. The Board of Directors hereby declares that it would have passed each and every section and each and every phrase thereof, irrespective of the fact that one or more provisions be declared invalid.

SECTION 11. EFFECTIVE DATE:

11.1 This Ordinance shall be effective July 1, ~~2020.~~ 2026. ~~Said Ordinance No. __ was adopted, on roll call, by the following vote:~~

PASSED AND ADOPTED ~~AYES:~~
~~NOES:~~
~~ABSENT:~~
~~ABSTAIN:~~

~~I certify the foregoing is a true and correct copy of Ordinance No. __, adopted~~ by the Board of Directors of Municipal Water District of Orange County at its regular meeting held on April 15, ~~_____~~, 2026, by the following roll call vote:~~.~~

AYES:
NOES:
ABSTAIN:
ABSENT:

_____

_____

_____

Angela Crespi~~,~~

_____

District Secretary

DRAFT

DRAFT

ORDINANCE NO. __

**ORDINANCE OF THE
MUNICIPAL WATER DISTRICT OF ORANGE COUNTY
ESTABLISHING CLASSES OF WATER SERVICE AND
TERMS AND CONDITIONS OF WATER SERVICE
WITHIN THE DISTRICT**

WHEREAS, the Municipal Water District of Orange County (MWDOC or District) is a municipal water district organized pursuant to the Municipal Water District Act of 1911 (Water Code section 71000 et. seq.); and

WHEREAS, MWDOC is a Member Agency of the Metropolitan Water District of Southern California (Metropolitan) and the sole purveyor of imported water purchased from Metropolitan to retail water agencies and municipalities within MWDOC's service area; and

WHEREAS, MWDOC is authorized and directed by section 71616 of the Water Code of the State of California to establish water rates and charges for the sale of water which will result in revenues sufficient to meet the operating expenses of the District, provide for repairs and depreciation of works, provide a reasonable surplus for improvements, extensions and enlargements, and cover principal and interest payments and costs associated with the bonded debt; and

WHEREAS, Metropolitan has established classes of service for water service available to MWDOC consisting of Treated and Untreated Full Service, and rates, charges and conditions of service applicable to each class of water service as set forth in the Metropolitan Administrative Code; and

WHEREAS, MWDOC's 2001 Strategic Plan and the 2010 Update, and the 2023 Board of Directors (Board) Strategic Priorities emphasize MWDOC's role in pursuing a regional approach to providing a reliable water supply to the residents of MWDOC and Orange County; and

WHEREAS, the MWDOC Board views MWDOC's service area (and Orange County) as a single economic unit in which water supply reliability in one area of the County has an economic impact to the entire County; and

WHEREAS, beginning with the budget year commencing July 1, 2011, the MWDOC Board approved changing the format of the budget and how certain “Choice” services are to be funded by those MWDOC Member Agencies and others (such as the cities of Anaheim, Fullerton, and Santa Ana) electing to receive such services; and

WHEREAS, pursuant to section 71614 of the California Water Code MWDOC may establish different rates for different classes of customers, and such rates shall be uniform throughout MWDOC for like classes and conditions of service; and

DRAFT

WHEREAS, the MWDOC Board desires to establish classes of water service that will enable MWDOC to fix water rates and charges that will cover MWDOC's cost of water and other operating expenses including financial requirements; and

WHEREAS, the MWDOC Board desires to adopt terms and conditions for the provision of the various classes of water service and to establish water rates and charges for such classes of service to be imposed by resolution periodically; and

WHEREAS, MWDOC prepared a cost of service allocation and rate study for MWDOC's rates and charges in 2016 and 2021; and

WHEREAS, the 2021 Core Service Allocation Study affirmed MWDOC's Retail Meter Charge, and modified the Groundwater Customer Charge effective with the Fiscal Year 2021-22 rates and charges; and

NOW, THEREFORE, BE IT ORDAINED by the Board of Directors subject to the provisions set forth herein that Ordinance No. __ is adopted and enacted as follows:

SECTION 1. SCOPE:

1.1 This Ordinance establishes classes of water service, the terms and conditions for water delivery by MWDOC to Customers of the District, and "Choice" services as defined herein. This Ordinance shall apply to Customers of MWDOC after the effective date of the Ordinance.

1.2 General definitions are set forth in Section 2. Definitions concerning Rates are set forth in Section 3. Definitions for Charges are set forth in Section 4.

SECTION 2. DEFINITIONS:

2.1 Whenever used in this Ordinance, the following terms shall have the meaning indicated herein:

2.2 Board - shall mean the Board of Directors of MWDOC.

2.3 MWDOC - shall mean the Municipal Water District of Orange County.

2.4 MWDOC Member Agency - shall mean any city, county, water district, county water board, mutual water company, investor owned utility or other entity, including a joint powers agency, which receives water from MWDOC, directly or indirectly (excepting the cities of Anaheim, Fullerton, and Santa Ana), the corporate area of which, in whole or in part, is included in MWDOC.

2.4.1 Retail Water Meter - shall mean a water meter, or water measuring device, through which water, other than replenishment, construction, and recycled water, directly or indirectly supplied by MWDOC, is delivered to any consumer within the boundaries of each MWDOC Member Agency or customer. Retail Water Meters are considered to be "in service" if they were used at any time within the preceding calendar year. Meters on dedicated fire lines shall not be

considered as being "in service"; retail meters not being utilized due to temporary interruption as a result of a change in service or a past due account shall be considered as being "in service."

2.5 Customer - shall mean any MWDOC Member Agency or other purchaser of water or services from MWDOC and shall include the cities of Anaheim, Fullerton, and Santa Ana.

2.6 General Manager - shall mean the General Manager of MWDOC.

2.7 Groundwater Basin - shall mean any managed Groundwater Basin located entirely or partially within the boundaries of MWDOC.

2.8 State - shall mean the State of California.

2.9 Metropolitan - shall mean the Metropolitan Water District of Southern California.

2.10 Treated Water - shall mean water that is treated by filtration and disinfection at any Metropolitan water treatment facility.

2.11 Untreated Water - shall mean water that is not Treated Water.

2.12 Imported Water - shall mean water which is acquired by MWDOC from Metropolitan.

2.13 Surface Water - shall mean water which is open to the atmosphere and subject to surface runoff and not groundwater.

2.14 Domestic and Municipal Purposes - shall mean the use of water for all domestic, municipal, commercial, industrial, and recreational purposes commonly, but not exclusively, serviced by the water supply of a city, town, or other similar population group.

2.15 Blank

2.16 Groundwater Replenishment - shall mean the act of spreading or injecting water or causing water to be spread or injected, and utilizing Imported Water in-lieu of producing groundwater for the purpose of replenishing Groundwater Basins, without regard to the subsequent use of such water.

2.16.1 Groundwater Replenishment by Spreading or Injecting - shall mean Groundwater Replenishment that results from the act of spreading or injecting water, and shall not include water used for Seawater Barrier Groundwater Replenishment.

2.16.2 Seawater Barrier Groundwater Replenishment - shall mean groundwater replenishment by injection of water for the principal purpose of maintaining

DRAFT

groundwater barriers designed and intended to avoid the contamination of groundwater storage basins by the intrusion of seawater.

2.16.3 In-lieu Groundwater Replenishment - shall mean maintenance or replenishment of water supplies in Groundwater Basins by reduction or elimination of extraction therefrom through the substitution of deliveries of water to Customers and their consumers from Imported Water distribution facilities in-lieu of such extraction.

2.17 Blank

2.18 Blank

2.19 Blank

2.20 Full Service - shall mean service of water for domestic or municipal purposes, agricultural purposes and Groundwater Replenishment purposes that is not subject to reduction or interruption except by application of the preferential rights referred to in Section 135 of the Metropolitan Water District Act or by application of the then effective MWDOC Water Supply Allocation Plan (WSAP) or other shortage allocation plan as adopted by the Board.

2.21 Emergency Service - shall mean service of water when a determination has been made by the General Manager that serious hardship would result to a MWDOC Member Agency in the event of the MWDOC Member Agency's inability to sustain all or any part of a reduction or interruption in the delivery of water to the extent and for the time mandated by the Board pursuant to Section 6.3 and such inability results from a cause other than an unforeseeable catastrophic event or loss of water supplies from sources other than MWDOC, or due to circumstances determined by the General Manager to be exceptional. If the inability to sustain an interruption is determined by the General Manager to be due to a catastrophic event, loss of water source or exceptional circumstances, then the water service provided to avoid hardship shall be treated as Full Service.

2.22 Recycled Water, which is sometimes referred to as non-potable water – shall mean water that does not meet criteria established by the State Department of Health Services for domestic use, and shall mean wastewater which has been collected in a sanitary sewer system and treated within a water reclamation plant or is untreated low quality water extracted from Groundwater Basins, both types of water being suitable for selected non-potable uses.

2.23 Blank

2.24 Blank

2.25 Summer Period - shall mean May 1 through September 30 of a calendar year.

DRAFT

2.26 Fiscal Year - shall mean the period which commences July 1 of each calendar year and ends June 30 of the following calendar year.

2.27 Blank

2.28 New Allen-McColloch Pipeline (AMP) Connection - shall mean a service connection to the Allen-McColloch Pipeline requested by a MWDOC Member Agency which is not a party to the Agreement for Allocation of Proceeds of Sale of the Allen-McColloch Pipeline.

2.29 Metropolitan Readiness-to-Serve Charge or Metropolitan RTS Charge - shall mean the total monetary charge imposed by Metropolitan on MWDOC and collected either (1) by Metropolitan as a standby charge on property within MWDOC's service area boundaries or (2) directly from MWDOC.

2.30 Net Metropolitan Readiness-to-Serve Charge or Net Metropolitan RTS Charge or Net RTS Charge - shall mean that portion of the Metropolitan Readiness-to-Serve Charge which is not collected as a standby charge on property within MWDOC's boundaries, which is billed by Metropolitan directly to MWDOC, and which, if no standby charge is levied, shall constitute the entire Metropolitan RTS Charge.

2.31 MWDOC Member Agency Readiness-to-Serve Charge or MWDOC Member Agency RTS Charge - shall mean the apportionment of the Net Metropolitan RTS Charge to the MWDOC Member Agencies based upon the rolling average water sales, as may be established from time to time by the MWDOC Board.

2.32 MWDOC Capacity Charge or Capacity Charge - shall mean the allocation of Metropolitan's Capacity Charge to MWDOC's member agencies based on each member agency's highest peak of daily flow for the delivery of full service Metropolitan water between May 1 and September 30 in the three preceding calendar years.

2.33 Treatment Peaking Capacity Charge - shall mean the apportionment of Metropolitan's Peaking Capacity Charge to MWDOC's member agencies as further described in the Water Rate Resolution adopted pursuant to this Ordinance.

2.34 Treatment Used Standby Capacity Charge - shall mean the apportionment of Metropolitan's Used Standby Capacity Charge to MWDOC's member agencies as further described in the Water Rate Resolution adopted pursuant to this Ordinance.

2.35 Treatment Remaining Standby Capacity Charge - shall mean the apportionment of Metropolitan's Remaining Standby Capacity Charge to MWDOC's member agencies as further described in the Water Rate Resolution adopted pursuant to this Ordinance.

DRAFT

2.36 Treatment Surcharge - shall mean the apportionment of Metropolitan's treatment surcharge to MWDOC's member agencies as further described in the Water Rate Resolution adopted pursuant to this Ordinance.

2.37 MWDOC Water Supply Allocation Plan (WSAP) - shall mean a plan established by the Board to allocate water among the MWDOC Member Agencies during times of water shortage.

2.38 "Choice" services (as distinguished from "Core" services imposed on all Member Agencies) - shall mean those services made available by MWDOC to its Customers on an elective basis. Each Customer will make a decision whether and to what extent it will engage the services and participate in the activities (depending on the nature of the services and the manner in which they are charged).

2.39 Water Rate Resolution - shall mean a Resolution adopted by MWDOC periodically at the discretion of the Board that establishes MWDOC's water rates and other charges.

2.40 Blank

2.41 MWDOC's Retail Meter Charge - shall have the meaning set forth in Section 3(b) of this Ordinance No. __.

2.42 AMP Surcharge - shall have the meaning set forth in Section 3(d) of this Ordinance No. __.

2.43 AMP Connection Charge - shall have the meaning set forth in Section 4.77(a) of this Ordinance No. __.

2.44 Groundwater Customer Charge - shall have the meaning set forth in Section 3(c) of this Ordinance No. __.

SECTION 3. MWDOC'S WATER RATE:

The water rate shall be established in an amount that, in combination with revenues from other charges collected by MWDOC, will result in revenues sufficient for the purposes set forth in section 71616 of the California Water Code. The water rate shall include components for:

a. The cost of acquiring water or exchanging or transferring service (i.e., for water acquired from Metropolitan, the cost of acquisition would include, a per acre foot rate based on Metropolitan's Supply Rate, plus Metropolitan's System Access Rate, System Power Rate and, for Treated Water deliveries, Metropolitan's Treatment Surcharge); including other rates, charges, fees, penalties and other applicable charges to MWDOC.

b. Retail Meter Charge - An annual basic charge for each Retail Water Meter served by a MWDOC Member Agency which is "in service" as of January 1

DRAFT

of each year (hereinafter referred to as MWDOC's Retail Meter Charge"). MWDOC's Retail Meter Charge shall be set to generate revenue that, in combination with revenues derived from MWDOC's Groundwater Customer Charge, shall cover MWDOC's operating expenses and financial requirements, including reserves.

c. Groundwater Customer Charge - An annual charge to Orange County Water District for Core services provided by MWDOC.

d. AMP Surcharge - A per acre-foot surcharge on water delivered through the Allen-McColloch Pipeline to cover repair, maintenance, and operation costs for the Allen-McColloch Pipeline to the extent such costs are not fully assumed and paid by Metropolitan, pursuant to the Agreement for Sale and Purchase of the Allen-McColloch Pipeline.

The Board shall establish the foregoing rates and charges by resolution and shall adjust the rates and charges by resolution periodically as determined appropriate by the Board in its discretion. Written notice of the proposed establishment or amendment of rates and charges and the amounts and details thereof shall be given to all member agencies not less than ten days prior to the meeting at which such resolution will be considered.

SECTION 4. OTHER CHARGES:

In addition to the water rates and charges provided in Section 3, each MWDOC Member Agency shall be assessed charges as follows:

4.1 MWDOC Readiness-to-Serve Charge - an annual charge which shall be assessed to each MWDOC Member Agency and calculated as described in the Water Rate Resolution adopted pursuant to this Ordinance.

4.2 MWDOC Capacity Charge - The MWDOC Capacity Charge is assessed to each MWDOC Member Agency on the basis of recent historic peak day capacity usage (including capacity usage for Full Service as a fixed charge on each Member Agency calculated on such past peak day usage, as described in the Water Rate Resolution adopted pursuant to this Ordinance).

4.3 Treatment Peaking Capacity Charge – The Treatment Peaking Capacity Charge is assessed to each MWDOC Member Agency as described in the Water Rate Resolution adopted pursuant to this Ordinance.

4.4 Treatment Used Standby Capacity Charge – The Treatment Used Standby Capacity Charge is assessed to each MWDOC Member Agency as described in the Water Rate Resolution adopted pursuant to this Ordinance.

4.5 Treatment Remaining Standby Capacity Charge – The Treatment Remaining Standby Capacity Charge is assessed to each MWDOC Member Agency as described in the Water Rate Resolution adopted pursuant to this Ordinance.

DRAFT

4.6 The MWDOC Readiness-to-Serve Charge, MWDOC Capacity Charge, MWDOC Treatment Peaking Capacity Charge, MWDOC Treatment Used Standby Capacity Charge, and MWDOC Treatment Remaining Standby Capacity Charge, shall be set by the Board by resolution and shall be established at a level which, in the judgment of the Board, will yield revenues sufficient to cover the charges imposed by Metropolitan upon MWDOC under Metropolitan's rates and charges for water service, provided that MWDOC's charges may provide for collection in advance of expected invoice by Metropolitan and provide for a reasonable excess to cover variations in the amount of Metropolitan's charges that cannot be calculated in advance.

4.7 AMP Connection Charge

a. As a condition to the approval for any request for a New AMP Connection, the agency requesting the New AMP Connection shall pay, in addition to the cost of constructing the service connection and all costs and fees imposed by Metropolitan, a connection charge (AMP Connection Charge). The AMP Connection Charge shall be calculated upon the maximum potential flow through the requested service connection, multiplied by the average unreimbursed 1993 replacement cost, less depreciation of a cubic foot per second (cfs) of capacity at all points along the Allen-McColloch Pipeline, calculated to be $109,700 per cfs, and that price shall be escalated from 1993 to the year in which the readjustment is made at the annual interest rate of 4.0% and payment shall be made in cash at the time of the readjustment.

b. The proceeds of AMP Connection Charges collected by MWDOC shall be used to reimburse those MWDOC Member Agencies and those agencies outside MWDOC's service area which acquired leasehold interests in the Allen-McColloch Pipeline, prior to the sale of the Allen-McColloch Pipeline to Metropolitan, for a portion of their acquisition costs, which were not recovered through the sale of the Allen-McColloch Pipeline to Metropolitan, in proportion to their cfs ownership in the Allen-McColloch Pipeline system.

c. The AMP Connection Charge shall terminate and shall not be applied to any New AMP Connections requested after Metropolitan completes a project which augments the capacity of the Allen-McColloch Pipeline in any amount. Notwithstanding the foregoing, an agency that has requested and obtained a new connection to the Allen-McColloch Pipeline shall not be entitled to reimbursement of all or any portion of the AMP Connection Charges already paid, by reason of Metropolitan's subsequent augmentation of the Allen-McColloch Pipeline.

d. The payment of the AMP Connection Charge shall not entitle the agency requesting the New AMP Connection to any rights or benefits under the Agreement for Allocation of Proceeds of Sale of the Allen-

DRAFT

McColloch Pipeline, nor to any portion of the payments to be made by Metropolitan in consideration of the sale of the Allen-McColloch Pipeline, nor to any interest in the Allen-McColloch Pipeline facilities.

4.8 Charges for Choice Services - The categories, budget levels, and methodology for allocating the costs to MWDOC's Customers for Choice services shall be set each year by the Board in its adoption of the Water Rate Resolution.

SECTION 5. CLASSES OF SERVICE:

The rates per acre-foot for water sold and delivered for each class of service on order of any MWDOC Member Agency for use therein shall be as established from time to time by resolution of the Board. The classes of service for water are as follows:

5.1 Full Service (for Domestic and Municipal Purposes, agricultural service, and for Groundwater Replenishment).

5.2 Emergency Service. Service of water when a determination has been made by the General Manager that serious hardship would result to a MWDOC Member Agency in the event of the MWDOC Member Agency's inability to sustain all or any part of a reduction or interruption in the delivery of water to the extent and for the time mandated by the Board pursuant to Section 6.3 and such inability results from a cause other than an unforeseeable catastrophic event or loss of water supplies from sources other than MWDOC, or due to circumstances determined by the General Manager to be exceptional.

5.3 Blank

5.4 Blank

5.5 Blank

5.6 Exchange or Transfer Water. Unless otherwise specified by written agreement with MWDOC, MWDOC shall charge the MWDOC Member Agencies for water exchanged or transferred in accordance with the Water Rate Resolution.

5.7 Deliveries to Which Rates are Not Applicable. The rates for the various classes of service of water established by this Section 5 shall not apply to water sold and delivered by MWDOC to any purchaser other than a MWDOC Member Agency; and said rates shall not apply to water sold and delivered by MWDOC for any use outside MWDOC, or to water sold and delivered by MWDOC for any use within MWDOC in substitution for water used outside MWDOC, regardless of whether or not such water will be purchased by, or delivered pursuant to the order of, any MWDOC Member Agency; but such water shall be sold and delivered pursuant to such contract and upon such

DRAFT

terms and conditions as the Board shall authorize and determine for each such transaction.

5.8 Rates Subject to Applicable Law. All sales and deliveries of water in classes established by Section 5 shall be subject to all applicable statutes and administrative regulations, including the Metropolitan Administrative Code, as they may be amended from time to time, and to any current MWDOC policies.

SECTION 6. ESTIMATES OF WATER REQUIREMENTS, SCHEDULES OF DELIVERIES AND CERTIFICATION:

6.1 General. Each year, or at such time as the General Manager may specify, each MWDOC Member Agency shall furnish MWDOC, in a form provided by MWDOC, a five-year estimate of the amounts of water to be furnished to such MWDOC Member Agency by MWDOC, and an estimate of the quantity of water anticipated to be obtained from local sources to meet the MWDOC Member Agency needs. The estimate shall constitute the MWDOC Member Agency's request for deliveries for the first of the five years covered therein.

6.2 Contents of Estimates and Certification. Each estimate furnished by a Member Agency pursuant to Section 6.1 shall contain, at a minimum, for each service connection and for each month of the Fiscal Year beginning with the succeeding July 1, and for the entire MWDOC Member Agency for each month of the succeeding four Fiscal Years, the following information:

a. The quantity of Treated and Untreated Water to be delivered by MWDOC to the MWDOC Member Agency in Full Service.

6.3 Obligations in Event of Shortage. The Board may provide for a method of allocation of available supplies as the Board may determine necessary, through adoption of a Water Supply Allocation Plan for all classes of service. MWDOC shall provide any notice required by law for implementation of a reduction or interruption of any class or classes of service; however, no additional or special notice shall be required for any particular class of service as a condition of implementing a reduction or interruption of service.

SECTION 7. BILLING AND PAYMENT, CERTIFICATIONS AND REPORTING OF WATER SALES AND TRANSFERS

7.1 Billing Schedule. The MWDOC Member Agencies shall be billed for water delivered and for other charges as provided by resolution of the Board.

7.2 Delinquent Payment. In the event any MWDOC Member Agency that receives deliveries of water from MWDOC is delinquent in payment of bills for water rates and charges, an additional charge equal to 2% of such delinquent amount shall be assessed to the MWDOC Member Agency for each month or fraction thereof in which the delinquent amount is not paid. Notwithstanding the above, if the total period of delinquency does not exceed five business

DRAFT

days, the additional charge shall be equal to 1% of such delinquent payment. Invoices for delinquencies, including additional charges, shall be mailed within five days of delinquency.

Additional charges provided herein for delinquent payments may be waived by the Board upon written request by the MWDOC Member Agency upon a finding that the delinquency was caused by excusable neglect or circumstances beyond the control of the MWDOC Member Agency, provided that the delinquent Member Agency reimburses MWDOC for all costs and penalties actually incurred by MWDOC as a result of the delinquent payment. In the event that any MWDOC Member Agency which receives deliveries of water from MWDOC shall be delinquent for more than 30 days in the payment of billings for MWDOC's charges, the Board, in its discretion and upon other conditions as it may prescribe, after giving the MWDOC Member Agency a 20-day notice in writing of such delinquency and of the right to request a hearing on the matter, and after such hearing, if requested, may order the termination of water service to such agency until all delinquent payments, including additional charges, are made to MWDOC, and may authorize such other action as may be appropriate.

7.3 Certification of Retail Meters. On or before the first day of February of each year, each of MWDOC's Member Agencies shall certify the number of retail water service meters that were "in service" (see 2.4.1) within the territory of each agency that is within MWDOC as of January 1 of that year on a form provided by MWDOC. The number of meters specified thereon shall be subject to MWDOC confirmation and shall be used to calculate billings for MWDOC's Retail Meter Charge.

7.4 Disputed Bills. If a MWDOC Member Agency disputes the amount of any billing, the MWDOC Member Agency shall pay the disputed bill. Corrections to the billing, if deemed necessary, shall be made on the succeeding month's water bill without interest.

7.5 Year-End Reconciliation. Billing for all water delivered by MWDOC to a MWDOC Member Agency that requires annual reconciliation (unless otherwise specified by agreement) shall be subject to a reconciliation after the close of each Fiscal Year to determine what quantity of water qualifies for the incentive or penalty. Adjustments will be made to previous billings based on the reconciliation, and the MWDOC Member Agency will be billed or credited for the difference.

7.6 Certifications. In the event water is delivered to a MWDOC Member Agency under a classification of delivery of water that requires certification, the MWDOC Member Agency must submit the required certifications, in a format provided by MWDOC, documenting the quantity of water used for such purposes.

7.7 Blank

DRAFT

7.8 Reporting of Water Transfers or Exchanges. Transfers or exchanges of Imported Water between MWDOC Member Agencies affecting the calculation of the Metropolitan RTS Charge or other charges imposed by Metropolitan or MWDOC must be reported by the MWDOC Member Agency to MWDOC within 60 days following the month of delivery, in order to qualify for an adjustment of the Metropolitan RTS Charge or other charges.

SECTION 8. WATER EXCHANGES AND TRANSFERS:

8.1 Water Exchanges and Transfers that will result in water being delivered into MWDOC's service area and that are entered into between two or more MWDOC Member Agencies or entities within the District, or between a MWDOC Member Agency and an entity outside the District, will be subject to MWDOC's consent.

SECTION 9. SUPERSEDES PRIOR ACTIONS

9.1 All ordinances, resolutions or administrative actions by the Board, or parts thereof that are inconsistent with any provision of this Ordinance are hereby superseded only to the extent of such inconsistency.

SECTION 10. SEVERABILITY:

10.1 If any provision of this Ordinance is for any reason held to be unlawful by a court of competent jurisdiction, such decision shall not affect the remaining portions of the Ordinance. The Board of Directors hereby declares that it would have passed each and every section and each and every phrase thereof, irrespective of the fact that one or more provisions be declared invalid.

SECTION 11. EFFECTIVE DATE:

11.1 This Ordinance shall be effective July 1, 2026.

PASSED AND ADOPTED by the Board of Directors of Municipal Water District of Orange County at its regular meeting held on April 15, 2026, by the following roll call vote:

AYES:
NOES:
ABSTAIN:
ABSENT:

_____

Angela Crespi
District Secretary
Municipal Water District of Orange County

DRAFT

Item No. 8

ACTION ITEM
April 15, 2026

TO: **Board of Directors**

FROM: **Administration & Finance Committee**

Harvey De La Torre, General Manager

Staff Contact: Melissa Baum-Haley, Assistant General Manager
Hilary Chumpitazi, Director of Finance/IT

SUBJECT: **ADOPT A RESOLUTION APPROVING THE FINAL DRAFT BUDGET FOR FISCAL YEARS 2026-27 & 2027-28**

STAFF RECOMMENDATION

Staff recommends the Board of Directors review and discuss the Final Draft Budget and adopt a resolution approving and establishing the Biennial Budget for Fiscal Years 2026-27 and 2027-28.

COMMITTEE RECOMMENDATION

The committee concurred with staff recommendation.

REPORT

Purpose

This item presents the Municipal Water District of Orange County (MWDOC or District) Final Draft Biennial Budget for the Board of Directors (Board or Director) to review and discuss before adopting a resolution approving and establishing the Biennial Budget for Fiscal Years (FY) 2026-27 and 2027-28. The Final Draft incorporates feedback received during the March 11 Administration & Finance (A&F) Committee meeting and continued Member Agency Choice-funded program participation feedback. Staff is seeking Committee support for the Final Draft Budget, which will be presented to the Board for adoption at its April 15 Regular Board Meeting.

Budgeted: ☐ Yes ☐ No ☒ N/A		Budgeted amount:
Core: ☐	Choice: ☐	Movement between funds: ☐ Yes ☐ No
Action item amount:		

Discussion

The MWDOC Budget schedule was set up to facilitate the budget and rate schedules of our Member Agencies. On February 11, staff presented the 1st Draft Budget to the A&F Committee. The 2nd Draft Budget was presented at the A&F Committee meeting on March 11. The Final Draft Biennial Budget for FYs 2026-27 and 2027-28, incorporating comments from the March A&F Committee discussion and any additional feedback from Member Agencies, will be presented for final adoption at the Board meeting on April 15.

Included is a Budget Narrative list of proposed key financial changes, adjustments, and annotations, along with the reserve policy targets and the proposed employee merit pool percentage. The Budget Narrative also includes a detailed description of the District's key priorities and initiatives by cost center for FYs 2026-27 and 2027-28.

Budget Highlights

Pertinent aspects of MWDOC's Final Draft Budget for FYs 2026-27 and 2027-28 include:

Proposed Rates and Charges

- Charges are calculated under the rate structure methodology adopted by the MWDOC Board:
    - A proposed retail meter service rate of $15.70 per retail meter for FY 2026-27, an increase of $0.45 **(2.95%)**, and $16.25 per retail meter for FY 2027-28, an increase of $0.55 **(3.50%)**. This is consistent with last year's Budget-projected rate increase, adhering to the notion of modest and gradual rate increases; and
    - A proposed Groundwater Customer Charge of $427,658 for FY 2026-27, an increase of $13,287 (3.21%), and $441,989 for FY 2027-28, an increase of $14,331 **(3.35%)**.

Revenue Highlights

- **Total Revenue:** FY 2026-27 total revenue of $205,057,207 includes Core, Choice, water sales, outside funding, and Water Emergency Response Organization of Orange County (WEROC). This is an overall decrease of -$15,265,172 (-6.93%), mainly due to the water sales projections for FY 2026-27. FY 2027-28 total revenue is $225,755,666.
    - **Consolidated (Core and Choice) Revenue:** The FY 2026-27 Consolidated (Core and Choice) Budget is $15,076,394 (revenue). This is an increase of $1,308,235 (9.5%) over the FY 2025-26 Budget, mainly due to an increase in Choice Program activity, which will be refined at the mid-cycle review. The FY 2027-28 Consolidated (Core and Choice) Budget is $15,349,397. Note: The Consolidated Budget does not include Outside Funding for Water Use Efficiency (WUE) programs.

- **Core Revenue:** FY 2026-27 total revenue for the Core Budget is $12,026,760, an increase of $629,501 (5.5%) over FY 2025-26 Budget. The anticipated interest revenue is budgeted at $962,952, a $46,952 increase (5.1%) to reflect current market earnings. FY 2027-28 total revenue for the Core Budget is $12,166,784.
- **Choice Revenue:** FY 2026-27 Choice revenue and expenses are balanced at $3,049,634, an increase of $678,734 (28.6%) over the FY 2025-26 Budget. FY 2027-28 Choice revenue and expenses are balanced at $3,182,613. Both years will be refined at the mid-cycle review based on final Member Agency participation.

- **Outside Funding:** FY 2026-27 outside funding used by WUE from rebates and grants is budgeted at $6,942,515, a decrease of -$1,406,983 (-16.9%) in funding over the FY 2025-26 Budget. This is mainly due to a decrease in anticipated activity in the Metropolitan regional rebate program. FY 2027-28 outside funding is budgeted at $6,235,562, a decrease of -$706,953 (-10.2%) from FY 2026-27.

Expense Highlights

- **Total Core Expenses:** The total expenses for the Core Budget for FY 2026-27 are $11,966,553, an increase of $567,942 (5.0%) over FY 2025-26 Budget. Total expenses for the Core Budget for FY 2027-28 are $12,231,290, an increase of $264,737 (2.2%). The most significant drivers of increased Core expenses are Consulting Services, Building Expenses, and Employee Salaries/Benefits.
  - **Consulting Services:** The increase in Consulting Services expenses is due to several Engineering efforts, including pass-through-funded Shared Services, as well as the Comprehensive Salary and Benefits Study.
  - **Building Expenses:** Building maintenance and facility improvements, including the completion of the Joint Boardroom audio-video system, installation of shading material, and a noise-cancelling system to reduce office noise.
  - **Succession Planning (FY 2027-28):** FY 2027-28 includes an increase to Employee Salaries/Benefits for succession planning to prepare for the retirement of critical employees.
- **Budget Reorganization:** This Biennial Budget includes expense reassignments to more appropriately capture the breadth of MWDOC's activities and Shared Services efforts for more efficient management and tracking (for example, the transfer of Center for Demographic Research (CDR) support from Administration to Engineering cost centers and the centralization of all District-wide software subscriptions in the Information Technology (IT) cost center).

Impacts on Reserves

- The proposed Final Draft Budget estimates a net put of $60,207 into reserves for FY 2026-27 and estimates a net draw of -$64,506 from reserves for FY 2027-28.

Other Highlights

- **Total Water Budget:** The proposed Total Water Budget for FY 2026-27 includes Water Purchases of 119,158 acre-feet (AF) and anticipated Local Resource Program incentives of $2,872,750, a decrease of -$967,826 (-25.2%) from the FY 2025-26 Budget. The proposed Total Water Budget for FY 2027-28 includes Water Purchases of 124,158 AF and anticipated Local Resource Program incentives of $2,987,660. Year 2 projections are preliminary and will be refined at the mid-cycle review based on Metropolitan's adopted rates and charges.
- **Compensation Pool:** For FY 2026-27, the 2025 annual Consumer Price Index (CPI) of 3.20% for the region yields a compensation pool of 5.92%, which was used to calculate the increase in employee salary expense. For FY 2027-28, the University of California, Los Angeles (UCLA) Anderson School economic forecast projects a regional CPI of 3.35%, yielding a preliminary compensation pool of 6.20%, which will be refined at the mid-cycle review based on actual 2026 CPI data. No COLA (Cost of Living Adjustment) is being proposed.
- **Staffing Levels:** For FY 2026-27, the overall staffing level decreases by 0.4 Full-Time Equivalent (FTE) due to organizational restructuring, including the transition of a Choice-funded finance position to Core funding and the repurposing of other positions. This resulted in a 1.3 FTE decrease in Choice-funded staffing and a 0.9 FTE increase in Core-funded staffing. FY 2027-28 includes an overall increase of 1.3 FTEs due to succession planning to prepare for the retirement of critical employees.

Key Priorities and Initiatives

MWDOC's functions and services span several key areas in support of its Member Agencies and Orange County's long-term water reliability. At the core of MWDOC's work is Metropolitan representation and water policy, through which MWDOC monitors, analyzes, and engages on Metropolitan policy, rates, and regional water supply issues to ensure Orange County's interests are represented in decisions that affect the cost and reliability of imported water. MWDOC also provides long-term water supply and demand analysis and infrastructure coordination with Metropolitan, as well as administers the Water Emergency Response Organization of Orange County (WEROC), which delivers emergency management services to 36 water and wastewater agencies across the county. The District conducts federal, state, and local legislative advocacy on issues critical to Orange County's water future.

MWDOC's Choice-based Shared Services programs have grown significantly in recent years, reflecting strong and expanding Member Agency participation. By pooling resources across the service area, these programs provide Member Agencies with access to high-quality, professionally managed services, from conservation compliance support to leak detection and water education, at a fraction of the cost of implementing them individually. In support of water use efficiency, MWDOC administers a broad menu of landscape and indoor water efficiency programs, rebates, and grants on behalf of

Member Agencies, leveraging Metropolitan and federal funding to minimize local costs while supporting state regulatory compliance. MWDOC's Water Loss Control program complements these efforts by providing technical assistance, leak detection, meter accuracy testing, and pressure surveys that help Member Agencies reduce system losses, comply with state regulations, and avoid costly infrastructure damage. The District also supports Member Agencies through K-12 water education and workforce development programs throughout Orange County.

Items Incorporated in the Final Draft Budget

The following new initiatives were incorporated into the Budget following Board discussion and direction:

Comprehensive Salary and Benefits Study

- As MWDOC maintains its commitment to succession planning and prepares for upcoming retirements and recruitments, a comprehensive understanding of both salary and benefits competitiveness is essential to attract and retain top talent. While the District's policy is to perform a Salary Benchmark Survey every three years (last completed in Spring 2024, with the next scheduled for Fall 2026-Spring 2027), these surveys do not closely evaluate the benefits component or compare MWDOC's benefits to those of similar agencies. Staff proposes initiating a Comprehensive Salary and Benefits Study early in FY 2026-27. The concurrent review of the District's benefits and salaries will provide an opportunity to reduce duplicative analysis and yield a comprehensive set of recommended changes that support one another.
    - Estimated cost: $60,000 in FY 2026-27.

Expansion of Education Program Initiatives

- This increase supports the expansion of education and workforce development programming, including new Career Technical Education partnerships, teacher training and professional learning opportunities, engagement with post-secondary institutions, student-focused events, and regional workforce collaboration initiatives.
    - Estimated Cost: A $10,000 increase to the Education Initiatives allocation within Cost Center 32 would raise the total from $35,000 to $45,000 for FY 2026–27 and FY 2027–28.

Orange County Taxpayers Association Membership

- The Orange County Taxpayers Association (OC TAX) is a nonpartisan organization that promotes efficient, economical, and accountable government in Orange County. OC TAX hosts events, publishes research, and facilitates dialogue among business leaders, elected officials, and community stakeholders on fiscal policy issues. Membership would provide MWDOC with enhanced visibility among Orange County's business and civic leadership, opportunities to educate key stakeholders about water supply reliability and infrastructure needs, and a platform

to advocate for sound policies that support long-term water system sustainability. Members receive analyses of tax and spending proposals, meet regularly with government leaders, and have a clear voice in public policy issues. In addition, OC TAX hosts regular events with the Orange County federal, state, and local delegations, providing additional opportunities for engagement and advocacy. Membership aligns with MWDOC's strategic priorities and communication objectives.

- Estimated Cost: $2,500 per year, initiating in FY 2026-27.

Sustain Southern California Membership

- Sustain Southern California (Sustain SoCal) accelerates cleantech economic growth and sustainability initiatives through innovation, collaboration, and education, fostering cooperation among the public, private, and academic sectors. Membership would position MWDOC at the intersection of water, energy, and cleantech across the region, with benefits including cross-sector networking, exposure to emerging water-management technologies, enhanced visibility, and engagement on legislation and policy. Mentorship and strategic partnership opportunities align with MWDOC's commitment to innovation and regional leadership.
  - Estimated Cost: $2,000 per year, initiating in FY 2026-27.

Director Compensation Adjustment

- Pursuant to Chapter 2, Division 10 of the Water Code of the State of California (Water Code § 20202), Director compensation may be increased by a maximum of 5.0% for each consecutive calendar year since the last approved compensation adjustment. If the Board chooses to align Director compensation with the Urban Consumer Price Index (CPI), the adjustment would be determined by the lesser of the CPI or the 5.0% maximum allowed by the Water Code. For FY 2026-27, the Board could approve an increase of up to 5.0% based on the Water Code allowance. For FY 2027-28, Director compensation would be preliminarily projected based on Board direction during the mid-cycle review in February 2027, taking into account the 2026 CPI data and any adjustments approved for Year 1.
  - For budgeting purposes, Director compensation adjustments have been included at CPI estimates, not to exceed statutory requirements.
  - Estimated Cost: $17,062 in FY 2026-27 based on Urban CPI at 3.20% plus $2,880 cost to post required notice; and $18,679 in FY 2027-28 based on UCLA Anderson School economic forecast model CPI estimated at 3.35% plus $2,995 cost to post required notice.

Items NOT Included in the Final Draft Budget

The following items are not incorporated into the Final Draft Budget and will be presented for Board discussion and direction at the mid-cycle review period:

MWDOC Reliability Study Update

- MWDOC's last comprehensive Water Reliability Study was completed in 2023. An updated study would assess current and projected water supply reliability in Orange County, evaluate the adequacy of existing and planned water supply portfolios, analyze potential supply disruption scenarios, and provide recommendations to enhance regional water supply resilience. The study would incorporate recent developments, including Metropolitan's Climate Adaptation Master Plan for Water (CAMP4W), Pure Water Southern California, Colorado River post-2026 guidelines, State Water Project conditions, and local resource development. An updated Water Reliability Study would provide critical analytical support for MWDOC's advocacy on Metropolitan issues, inform Member Agency planning processes, and guide the District's strategic priorities. Estimated cost: $450,000 spread over two years, initiating in FY 2027-28.
    - Staff Recommendation: Based on feedback received, staff will return to the Board for discussion at the mid-cycle point to review timing for initiation of study.
    - Estimated Cost: $225,000 in the first year of the study period covered via reserve funds, and up to $225,000 in the second year of the study period based on assessment of study costs.

Next Steps

Staff recommends the Board of Directors review and discuss the Final Draft Budget and adopt a resolution approving and establishing the Biennial Budget for FYs 2026-27 and 2027-28.

ALIGNMENT WITH BOARD STRATEGIC PRIORITIES

☒ *Clarifying MWDOC's mission and role; defining functions and actions.*
☐ *Balance support for Metropolitan's regional mission and OC values and interests.*
☐ *Strengthen communication and coordination of messaging.*
☐ *Work with member agencies to develop water supply and demand objectives.*
☒ *Solicit input and feedback from member agencies.*
☒ *Invest in workforce development and succession planning.*

Attachments/Links:
Attachment 1: Final Draft Budget Narrative
Attachment 2: Final Draft Budget Tables
Attachment 3: Final Draft Budget Presentation
Attachment 4: Resolution Approving and Establishing the Biennial Budget for FYs 2026-27 and 2027-28

Municipal Water District of Orange County

April 2026

Final Draft Budget for Fiscal Years 2026-27 & 2027-28



Page Intentionally Left Blank

KEY TOPICS

BUDGET OVERVIEW **5**

GENERAL MANAGER'S TRANSMITTAL LETTER **10**

DISTRICT OVERVIEW **12**

1. MWDOC BUDGET PROCESS & SCHEDULE **14**

2. MWDOC BUDGET PRINCIPLES **16**

3. DISTRICT RESERVES **17**

4. COMPENSATION GUIDELINES **18**

5. BUDGET INPUT FROM MEMBER AGENCIES **21**

6. KEY PRIORITIES & INITIATIVES **22**

Board Relations 24
Administration & Overhead 26
Human Resources 29
Finance & Information Technology 31
Communications, Education & Outreach 35
Engineering & Planning 40
Water Emergency Response 42
Water Use Efficiency 45
Water Loss Control 48
Metropolitan & Water Resources 51
Government Affairs & Policy 53

7. CHOICE & SHARED SERVICES PROGRAMS FOR FY 2026-27 AND 2027-28 ..... **55**

Permanent Choice Programs 55
Limited-Term Shared Services Programs 57

8. WATER RATES AND CHARGES **58**

Page Intentionally Left Blank

BUDGET OVERVIEW

The Municipal Water District of Orange County (MWDOC or District) serves as The Metropolitan Water District of Southern California (Metropolitan) Member Agency representative for the majority of Orange County, advocating on behalf of its 27 Member Agencies, which include 13 cities, 13 water districts, and one groundwater wholesale agency, to ensure reliable, cost-effective water supplies for Orange County residents and ratepayers.

The MWDOC Budget schedule was set up to facilitate the budget and rate schedules of our Member Agencies. On February 11, staff presented the 1st Draft Budget to the Administration & Finance (A&F) Committee. The 2nd Draft Budget, incorporating comments from the February A&F Committee discussion and any from our Member Agencies, was presented at the A&F Committee meeting on March 11. The 3rd (FINAL) Draft Budget presentation is scheduled for the A&F Committee meeting on April 8, with anticipated adoption of the FINAL Biennial Budget for Fiscal Years (FY) 2026-27 and 2027-28 at the Board of Directors (Board or Director) meeting on April 15.

Included is a Budget Narrative list of proposed key financial changes, adjustments, and annotations, along with the reserve policy targets and the proposed employee merit pool percentage. The Budget Narrative also includes a detailed description of the District's key priorities and initiatives by cost center for FY 2026-27 and FY 2027-28.

BUDGET HIGHLIGHTS

Pertinent aspects of MWDOC's Final Draft Budget for FY 2026-27 and FY 2027-28 include:

PROPOSED RATES AND CHARGES

- Charges are calculated under the rate structure methodology adopted by the MWDOC Board:
    - A proposed retail meter service rate of $15.70 per retail meter for FY 2026-27, an increase of $0.45 **(2.95%),** and $16.25 per retail meter for FY 2027-28, an increase of $0.55 **(3.50%)**. This is consistent with last year's Budget-projected rate increase, adhering to the notion of modest and gradual rate increases; and
    - A proposed Groundwater Customer Charge of $427,658 for FY 2026-27, an increase of $13,287 **(3.21%),** and $441,989 for FY 2027-28, an increase of $14,331 **(3.35%)**.

REVENUE HIGHLIGHTS

- **Total Revenue:** FY 2026-27 total revenue of $205,057,207 includes Core, Choice, water sales, outside funding, and Water Emergency Response Organization of Orange County (WEROC). This is an overall decrease of -$15,265,172 (-6.93%), mainly due to the water sales projections for FY 2026-27. FY 2027-28 total revenue is $225,755,666 .
    - **Consolidated (Core and Choice) Revenue:** The FY 2026-27 Consolidated (Core and Choice) Budget is $15,076,394 (revenue). This is an increase of $1,308,235 (9.5%) over the FY 2025-26 Budget, mainly due to an increase in Choice Program activity, which will be refined at the mid-cycle review. The FY 2027-28 Consolidated (Core and Choice) Budget is $15,349,397. Note: The Consolidated Budget does not include Outside Funding for Water Use Efficiency (WUE) Programs.
        - **Core Revenue:** FY 2026-27 total revenue for the Core Budget is $12,026,760, an increase of $629,501 (5.5%) over FY 2025-26 Budget. The anticipated interest revenue is budgeted

at $962,952, a $46,952 increase (5.1%) to reflect current market earnings. FY 2027-28 total revenue for the Core Budget is $12,166,784.

- **Choice Revenue:** FY 2026-27 Choice revenue and expenses are balanced at $3,049,634, an increase of $678,734 (28.6%) over the FY 2025-26 Budget. FY 2027-28 Choice revenue and expenses are balanced at $3,182,613. Both years will be refined at the mid-cycle review based on final Member Agency participation.

- **Outside Funding:** FY 2026-27 outside funding used by WUE from rebates and grants is budgeted at $6,942,515, a decrease of -$1,406,983 (-16.9%) in funding over the FY 2025-26 Budget. This is mainly due to a decrease in anticipated activity in the Metropolitan regional rebate program. FY 2027-28 outside funding is budgeted at $6,235,562, a decrease of -$706,953 (-10.2%) from FY 2026-27.

EXPENSE HIGHLIGHTS

- **Total Core Expenses:** The total expenses for the Core Budget for FY 2026-27 are $11,966,553, an increase of $567,942 (5.0%) over FY 2025-26 Budget. Total expenses for the Core Budget for FY 2027-28 are $12,231,290, an increase of $264,737 (2.2%). The most significant drivers of increased Core expenses are Consulting Services, Building Expenses, and Employee Salaries/Benefits.
  - **Consulting Services:** The increase in Consulting Services expenses is due to several Engineering efforts, including pass-through-funded Shared Services, as well as the Comprehensive Salary and Benefits Study.
  - **Building Expenses:** Building maintenance and facility improvements, including the completion of the Joint Boardroom audio-video system, installation of shading material, and a noise-cancelling system to reduce office noise.
  - **Succession Planning (FY 2027-28):** FY 2027-28 includes an increase to Employee Salaries/Benefits for succession planning to prepare for the retirement of critical employees.
- **Budget Reorganization:** This Biennial Budget includes expense reassignments to more appropriately capture the breadth of MWDOC's activities and Shared Services efforts for more efficient management and tracking (for example, the transfer of Center for Demographic Research (CDR) support from Administration to Engineering cost centers and the centralization of all District-wide software subscriptions in the Information Technology (IT) cost center).

IMPACTS ON RESERVES

- The proposed Final Draft Budget estimates a net put of $60,207 into reserves for FY 2026-27 and estimates a net draw of -$64,506 from reserves for FY 2027-28.

OTHER HIGHLIGHTS

- **Total Water Budget:** The proposed Total Water Budget for FY 2026-27 includes Water Purchases of 119,158 acre-feet (AF) and anticipated Local Resource Program incentives of $2,872,750, a decrease of -$967,826 (-25.2%) from the FY 2025-26 Budget. The proposed Total Water Budget for FY 2027-28 includes Water Purchases of 124,158 AF and anticipated Local Resource Program incentives of $2,987,660. Year 2 projections are preliminary and will be refined at the mid-cycle review based on Metropolitan's adopted rates and charges.

- **Compensation Pool:** For FY 2026-27, the 2025 annual Consumer Price Index (CPI) of 3.20% for the region yields a compensation pool of 5.92%, which was used to calculate the increase in employee salary expense. For FY 2027-28, the University of California, Los Angeles (UCLA) Anderson School economic forecast projects a regional CPI of 3.35%, yielding a preliminary compensation pool of 6.20%, which will be refined at the mid-cycle review based on actual 2026 CPI data. No COLA (Cost of Living Adjustment) is being proposed.
- **Staffing Levels:** For FY 2026-27, the overall staffing level decreases by 0.4 Full-Time Equivalent (FTE) due to organizational restructuring, including the transition of a Choice-funded finance position to Core funding and the repurposing of other positions. This resulted in a 1.3 FTE decrease in Choice-funded staffing and a 0.9 FTE increase in Core-funded staffing. FY 2027-28 includes an overall increase of 1.3 FTEs due to succession planning to prepare for the retirement of critical employees.

KEY PRIORITIES AND INITIATIVES

MWDOC's functions and services span several key areas in support of its Member Agencies and Orange County's long-term water reliability. At the core of MWDOC's work is Metropolitan representation and water policy, through which MWDOC monitors, analyzes, and engages on Metropolitan policy, rates, and regional water supply issues to ensure Orange County's interests are represented in decisions that affect the cost and reliability of imported water. MWDOC also provides long-term water supply and demand analysis and infrastructure coordination with Metropolitan, as well as administers the Water Emergency Response Organization of Orange County (WEROC), which delivers emergency management services to 36 water and wastewater agencies across the county. The District conducts federal, state, and local legislative advocacy on issues critical to Orange County's water future.

MWDOC's Choice-based Shared Services programs have grown significantly in recent years, reflecting strong and expanding Member Agency participation. By pooling resources across the service area, these programs provide Member Agencies with access to high-quality, professionally managed services, from conservation compliance support to leak detection and water education, at a fraction of the cost of implementing them individually. In support of water use efficiency, MWDOC administers a broad menu of landscape and indoor water efficiency programs, rebates, and grants on behalf of Member Agencies, leveraging Metropolitan and federal funding to minimize local costs while supporting state regulatory compliance. MWDOC's Water Loss Control program complements these efforts by providing technical assistance, leak detection, meter accuracy testing, and pressure surveys that help Member Agencies reduce system losses, comply with state regulations, and avoid costly infrastructure damage. The District also supports Member Agencies through K-12 water education and workforce development programs throughout Orange County.

NEW ITEMS INCLUDED FOR FY 2026-27 & FY 2027-28

The following new initiatives were incorporated into the Budget following Board discussion and direction:

COMPREHENSIVE SALARY AND BENEFITS STUDY

- As MWDOC maintains its commitment to succession planning and prepares for upcoming retirements and recruitments, a comprehensive understanding of both salary and benefits competitiveness is essential to attract and retain top talent. While the District's policy is to perform a Salary Benchmark

Survey every three years (last completed in Spring 2024, with the next scheduled for Fall 2026-Spring 2027), these surveys do not closely evaluate the benefits component or compare MWDOC's benefits to those of similar agencies. Staff proposes initiating a Comprehensive Salary and Benefits Study early in FY 2026-27. The concurrent review of the District's benefits and salaries will provide an opportunity to reduce duplicative analysis and yield a comprehensive set of recommended changes that support one another.

- Estimated cost: $60,000 in FY 2026-27.

EXPANSION OF EDUCATION PROGRAM INITIATIVES

- This increase supports the expansion of education and workforce development programming, including new Career Technical Education partnerships, teacher training and professional learning opportunities, engagement with post-secondary institutions, student-focused events, and regional workforce collaboration initiatives.
    - Estimated Cost: A $10,000 increase to the Education Initiatives allocation within Cost Center 32 would raise the total from $35,000 to $45,000 for FY 2026–27 and FY 2027–28.

ORANGE COUNTY TAXPAYERS ASSOCIATION MEMBERSHIP

- The Orange County Taxpayers Association (OC TAX) is a nonpartisan organization that promotes efficient, economical, and accountable government in Orange County. OC TAX hosts events, publishes research, and facilitates dialogue among business leaders, elected officials, and community stakeholders on fiscal policy issues. Membership would provide MWDOC with enhanced visibility among Orange County's business and civic leadership, opportunities to educate key stakeholders about water supply reliability and infrastructure needs, and a platform to advocate for sound policies that support long-term water system sustainability. Members receive analyses of tax and spending proposals, meet regularly with government leaders, and have a clear voice in public policy issues. In addition, OC TAX hosts regular events with the Orange County federal, state, and local delegations, providing additional opportunities for engagement and advocacy. Membership aligns with MWDOC's strategic priorities and communication objectives.
    - Estimated Cost: $2,500 per year, initiating in FY 2026-27.

SUSTAIN SOUTHERN CALIFORNIA MEMBERSHIP

- Sustain Southern California (Sustain SoCal) accelerates cleantech economic growth and sustainability initiatives through innovation, collaboration, and education, fostering cooperation among the public, private, and academic sectors. Membership would position MWDOC at the intersection of water, energy, and cleantech across the region, with benefits including cross-sector networking, exposure to emerging water-management technologies, enhanced visibility, and engagement on legislation and policy. Mentorship and strategic partnership opportunities align with MWDOC's commitment to innovation and regional leadership.
    - Estimated Cost: $2,000 per year, initiating in FY 2026-27.

DIRECTOR COMPENSATION ADJUSTMENT

- Pursuant to Chapter 2 of Division 10 of the Water Code of the State of California (Water Code § 20202), Director compensation may be increased by a maximum of 5.0% for each consecutive calendar year since the last approved compensation adjustment. If the Board chooses to align Director compensation with the Urban Consumer Price Index (CPI), the adjustment would be determined by the lesser of the CPI or the 5.0% maximum allowed by the Water Code. For FY 2026-27, the Board could approve an increase of up to 5.0% based on the Water Code allowance. For FY 2027-28, Director compensation would be preliminarily projected based on Board direction during the mid-cycle review in February 2027, taking into account the 2026 CPI data and any adjustments approved for Year 1.
    - For budgeting purposes, Director compensation adjustments have been included at CPI estimates, not to exceed statutory requirements.
    - Estimated Cost: $17,062 in FY 2026-27 based on Urban CPI at 3.20% plus $2,880 cost to post required notice; and $18,679 in FY 2027-28 based on UCLA Anderson School economic forecast model CPI estimated at 3.35% plus $2,995 cost to post required notice.

ITEMS NOT INCLUDED IN THE FINAL DRAFT BUDGET

The following items are not incorporated into the Final Draft Budget and will be presented for Board discussion and direction at the mid-cycle review period:

MWDOC RELIABILITY STUDY UPDATE

- MWDOC's last comprehensive Water Reliability Study was completed in 2023. An updated study would assess current and projected water supply reliability in Orange County, evaluate the adequacy of existing and planned water supply portfolios, analyze potential supply disruption scenarios, and provide recommendations to enhance regional water supply resilience. The study would incorporate recent developments, including Metropolitan's Climate Adaptation Master Plan for Water (CAMP4W), Pure Water Southern California, Colorado River post-2026 guidelines, State Water Project conditions, and local resource development. An updated Water Reliability Study would provide critical analytical support for MWDOC's advocacy on Metropolitan issues, inform Member Agency planning processes, and guide the District's strategic priorities.
    - Based on feedback received, staff will return to the Board for discussion at the mid-cycle point to review timing for initiation of study.
    - Estimated Cost: $225,000 in the first year of the study period covered via reserve funds, and up to $225,000 in the second year of the study period based on assessment of study costs.

GENERAL MANAGER'S TRANSMITTAL LETTER

MWDOC BIENNIAL BUDGET FOR FISCAL YEARS 2026-27 & 2027-28

I am pleased to present the Municipal Water District of Orange County's (MWDOC or District) Biennial Budget for Fiscal Years (FY) 2026-27 and 2027-28. This represents a significant milestone in our District's financial planning and management, aligning our budget process with The Metropolitan Water District of Southern California's (Metropolitan) biennial cycle while enhancing our ability to provide predictable, high-quality services to our Member Agencies.

Why Two-Year Budgeting Now? The transition to biennial budgeting offers several strategic advantages that will strengthen our operations and better serve Orange County. By synchronizing with Metropolitan's budget cycle, we can ensure that our rates and charges accurately reflect the wholesale water costs passed through to our Member Agencies, eliminating the uncertainty that can arise when our budget cycles are out of alignment. This coordination is particularly important given that Metropolitan's rates and charges represent the largest component of our overall budget.

A two-year planning horizon also enables more comprehensive strategic planning, particularly for multi-year initiatives that have become increasingly central to our work. Whether we are supporting the development of 2025 Urban Water Management Plans (UWMP), implementing our integrated Geographic Information Systems (GIS), or helping Member Agencies navigate compliance with the Making Conservation a California Way of Life Framework, these efforts require sustained commitment and resources over multiple years. The two-year budget framework allows us to plan and commit resources more effectively for these long-term priorities.

Perhaps most importantly, this approach provides our Member Agencies with greater rate predictability as they develop their own budgets and manage their Proposition 218 processes. By offering a two-year rate outlook, we give our partners the clarity they need for their planning while maintaining the modest and predictable rate trajectory that has characterized MWDOC's approach in recent years. At the same time, reducing the intensity of the annual budget cycle process allows our staff to dedicate more time to program implementation and direct support for our Member Agencies.

Investing in Our Team. One of the most valuable benefits of the two-year budget framework is the enhanced capacity it provides for staff development and organizational strengthening. This budget reflects our commitment to investing in our workforce through comprehensive onboarding programs for new team members, expanded professional development opportunities, thoughtful succession planning, and strategic organizational planning that ensures we have the right capabilities to meet both current and future challenges. By providing greater stability and predictability in our budget cycle, we create more opportunities for our team to grow, develop expertise, and build the institutional knowledge that will serve Orange County's water future for decades to come.

Maintaining Flexibility. While we are adopting a two-year budget framework, we recognize that water management operates in a dynamic environment where conditions can change quickly. That is why we have built flexibility into this Budget through a comprehensive, mid-cycle review scheduled for October 2026. This review will provide an opportunity to assess Year 1 (FY 2026-27) performance, refine Year 2 (FY 2027-28) projections, and

respond to changing conditions such as Metropolitan rate adjustments, regulatory developments, or emerging Member Agency needs. This balanced approach captures the strategic benefits of biennial budgeting while maintaining our ability to adapt and respond to the needs of our service area.

Commitment to Values. As we embrace this new two-year budget framework, our fundamental commitments remain unchanged. This Budget continues our dedication to modest and predictable rate increases that support cost recovery in a financially prudent manner. Every dollar we have budgeted aligns with our Board of Directors (Board) Strategic Priorities and supports our mission of providing reliable, high-quality water supplies at equitable and economical costs. We remain committed to comprehensive collaboration with our Member Agencies and to transparent, participatory budget processes that welcome input and reflect the diverse needs of Orange County's water community.

Looking Ahead. The next two years present both significant opportunities and important challenges for our region. As MWDOC commemorates its 75th anniversary, we reflect on three-quarters of a century of service to Orange County while looking forward to the work ahead. We will be expanding our GIS capabilities to provide better data and analysis for decision-making across our organization and for our Member Agencies. We will be supporting agencies as they work to achieve compliance with the Making Conservation a California Way of Life Framework, one of the most significant changes in California water regulation in recent years. And we will continue to engage deeply in Metropolitan's financial and reliability discussions, ensuring that Orange County's voice is heard as key decisions are discussed regarding regional projects, such as Pure Water Southern California, and statewide projects, such as Sites Reservoir.

This budget positions MWDOC to meet these challenges while maintaining our core mission of providing reliable, cost-effective water services. With the support and guidance of this Board, and in partnership with our Member Agencies, I am confident that the next two years will strengthen our District and enhance our service to Orange County.

I look forward to our budget discussions and appreciate the Board's continued support and guidance.

Sincerely,



Harvey F. De La Torre
General Manager
Municipal Water District of Orange County

"I believe MWDOC plays an essential role in ensuring the County has a sustainable and reliable supply of water. With our partnering agencies, we strive to identify and implement the most cost-effective programs, projects, and activities for benefit of our service area."



DISTRICT OVERVIEW

MWDOC's Mission

To provide reliable, high-quality supplies from Metropolitan and other sources to meet present and future needs, at an equitable and economical cost, and to promote water use efficiency for all of Orange County.

Municipal Water District of Orange County (MWDOC or District) was formed in 1951 to serve the majority of Orange County as its Metropolitan Water District of Southern California (Metropolitan) Member Agency representative and to make imported water available within Orange County. In 2000, MWDOC consolidated with Coastal Municipal Water District, which had been formed in 1941 to represent Orange County coastal agencies at Metropolitan. Metropolitan representation remains MWDOC's primary purpose. Although this purpose has taken various forms and has evolved over the decades, the emphasis continues to be on Metropolitan representation and advocacy on behalf of 27 Member Agencies, which include 13 cities, 13 water districts, and one groundwater wholesale agency, to provide water reliability and value to the residents and ratepayers in Orange County. All functions included in the Biennial Budget address components of MWDOC's mission.

In June 2023, the MWDOC Board of Directors (Board or Director) identified seven Strategic Priorities via a public, multi-session process that incorporated feedback and input from various stakeholders, including Member Agency representatives. This effort was intentionally built upon the foundational work completed through the Member Agency Facilitated Discussions Project to ensure MWDOC's Strategic Priorities aligned with the needs of the community and our Member Agencies. These key priorities were developed through a facilitated process to be consistent with MWDOC's authority, mission, and roles.

Topic Area	Board Strategic Priorities
MWDOC's Mission	Clarify MWDOC's mission and roles by defining those functions and actions that help provide cost-effective, long-term water reliability and security for its Member Agencies and Orange County constituents.
Metropolitan Policy Positions	Balance support for Metropolitan's regional mission and Orange County values and interests, with an emphasis on completing the Integrated Water Resources Plan (IRP) and shaping a sustainable business model.
Metropolitan Director Consultation	Ensure that Metropolitan Directors regularly reach out to and collaborate with MWDOC's Member Agencies to represent their interests and needs at Metropolitan.
Reliability Planning	Work with Member Agencies to develop water supply and demand objectives that take a broad view of cost-effective options to increase supply and manage demands.
Member Agency Collaboration	Solicit input and feedback from Member Agencies to support their needs and create opportunities that benefit Orange County's water future.
Communications	Strengthen communications and coordination of messaging with Member Agencies, tailored to large and small agency needs.
Staff Development	Invest in workforce development and succession planning to continuously strengthen and renew MWDOC's staff capabilities.

In September 2023, the Board approved staff's Implementation Plan [1], which outlines the "means" (actions/programs) staff developed to help achieve these overarching Strategic Priorities. The Implementation Plan is a cornerstone for the General Manager's annual goal-setting process. Integrating the strategic priorities into the General Manager's goals ensures that the top leadership of MWDOC is fully committed to and accountable for driving these priorities forward. It also provides clear directions as to what is expected by the Board.

The Implementation Plan also identifies resource needs, which will be integrated into the biennial budgeting process. It ensures that financial, personnel, or technological resources are allocated efficiently to support Strategic Priorities. Information has been utilized to identify whether a resource gap exists that could hinder progress and, if necessary, gives guidance on whether additional resources should be recommended during the budget-setting process.

To utilize the lessons learned through the 2022 Member Agency Facilitated Discussions [2], comments and suggestions from several Member Agencies were woven into the Implementation Plan. This included the core objective: for MWDOC and its Member Agencies to partner more collaboratively. Through this process, there was consensus among the Member Agencies that MWDOC should avoid establishing a process perceived as "telling agencies what is needed," but rather seek out what the agencies want and need from MWDOC. This has been reflected in improved communication methods and in the approach MWDOC used when developing the programs, studies, and shared services in the Choice Programs.



[1] Staff Implementation Plan: https://go.mwdoc.com/4TZVGW

[2] Facilitated Discussions with MWDOC Member Agencies, Phase 1 (February 2022) https://tinyurl.com/FDMMAP1; Facilitated Discussions, with MWDOC Member Agencies, Phase 2 (December 2022) https://tinyurl.com/FDMMAP2

1. MWDOC BUDGET PROCESS & SCHEDULE

MWDOC's Budget schedule proposes adopting the *Biennial Budget for Fiscal Years 2026-27 & 2027-28* at the April 15, 2026 Board meeting. This timeline was implemented to facilitate the budget and rate schedules of our Member Agencies. The Draft Budgets are presented to the Administration & Finance (A&F) Committee. The 1st, Draft Budget was presented on February 11, 2026, the 2nd Draft Budget on March 11, 2026, and the Final (3rd) Draft Budget will be presented on April 8, 2026.

The Budget will include a list of proposed key financial changes, adjustments, and annotations, along with updates to the reserve targets and the proposed merit pool percentages for both fiscal years. The Year 1 (FY 2026-27) merit pool calculations are based on the final 12-month Consumer Price Index (CPI) average for 2025, while the Year 2 (FY 2027-28) merit pool will be preliminarily estimated and subject to refinement based on 2026 data.

This Budget Narrative includes a description of the District's key priorities and initiatives for FY 2026-27 and FY 2027-28. As part of the biennial budget process, the General Manager meets with each cost center lead to review current and projected cost center budgets for both fiscal years, including anticipated Choice Budget activity.

Similar to MWDOC's previous annual budget process, the Choice Budget elections occur on a distinct schedule that accommodates our Member Agencies' planning cycles. For Year 1 (FY 2026-27), staff will bring back a revised FINAL Choice Budget in October 2026 to reflect the reconciliations and final program commitments of Member Agencies. For Year 2 (FY 2027-28), the mid-cycle review in October 2026 will also provide updated Choice Program offerings and preliminary participation commitments, with final reconciliation occurring in October 2027. It should be noted that changes to Choice Programs do not affect the rates and charges adopted in April 2026 for Core activities.

FY 2026-27 & FY 2027-28 BUDGET SCHEDULE

NOVEMBER 2025

- Notification to Member Agencies of the start of the biennial budget process and solicitation of input
- Begin internal preparation of budget document

DECEMBER 2025 AND JANUARY 2026

- Review of preliminary budget input by staff on a line-item basis
- Preparation of an internal, draft conceptual budget, and review changes for the upcoming fiscal year
- Request for Member Agencies' preliminary indication of participation in Choice Programs

FEBRUARY 2026

- Review of 1st Draft Budget with A&F Committee with discussion of budget issues with Member Agencies for feedback (2-11-26)
- Formally request comments from all Member Agencies
- Member Agencies' INITIAL participation in Choice-funded Programs (2-17-26)
- Discuss 1st Draft Budget at Member Agency Managers Meeting (2-19-26)
- Meet with Member Agencies as requested or scheduled

MARCH 2026

- Revised information completed on the prior year's Choice-funded benefits to Member Agencies to serve as the basis of charging agencies for the upcoming year's Choice-funded activities
- Discuss 2nd Draft Budget at A&F Committee (3-11-26)
- Review 2nd Draft Budget at Member Agency Managers' Meeting (3-19-26)
- Update Choice-funded Program Participation
- Member Agencies submit Formal Comments on the Budget (3-27-26)

APRIL 2026

- 3rd/FINAL Draft Budget and Rates presented to A&F Committee (4-8-26)
- Member Agencies' Formal Comments presented to A&F Committee (4-8-26)
- Board approval of FINAL Biennial Budget and Rates (4-15-26)

AUGUST 2026

- Reconciliation of the prior fiscal year's Choice-funded Programs participation

OCTOBER 2026

- Updated Choice FY 2026-27 FINAL Budget
    - Presented to A&F Committee (10-14-26)
    - Board action (10-21-26)

JANUARY 2027

- Request for Member Agencies' preliminary indication of participation in Choice Programs

FEBRUARY 2027

- Mid-cycle review of Budget presented to A&F Committee (2-10-27)
- Member Agencies' INITIAL participation in Choice-funded Programs (2-16-27)

MARCH 2026

- Revised information completed on the prior year's Choice-funded benefits to Member Agencies to serve as the basis of charging agencies for the upcoming year's Choice-funded activities
- Update Choice-funded Program Participation

AUGUST 2027

- Reconciliation of the prior fiscal year's Choice-funded Programs participation

OCTOBER 2027

- Updated FINAL FY 2027-28 Choice Budget
    - Presented to A&F Committee (10-13-27)
    - Board action (10-20-27)

2. MWDOC BUDGET PRINCIPLES

Staff continue to utilize the following Budget Principles to develop the Draft Budget:

- **Principle #1: Budget Investments Align with MWDOC's Priorities & Values**
  - The Budget should reflect the mission and goals of MWDOC and support our proposed activities in alignment with the Board's Strategic Priorities to provide value to our Member Agencies. The Budget process should be transparent and readily facilitate public review and input.
- **Principle #2: Activities Based on a County-wide Perspective**
  - MWDOC's service area extends to Orange County's borders, and the budgeted activities must comprehensively address issues, needs, and benefits for both the entire service area and our regional involvement with Metropolitan.
- **Principle #3: Efficient Program Design & Performance**
  - Budgeted programs must consider complementary and cooperative designs to maximize benefits and value from other regional and local water resource programs.
- **Principle #4: Cost Recovery**
  - The Budget will be developed to support cost recovery of all expenses via the rates and charges in a financially prudent manner, adhering to our Reserve Policy.
- **Principle #5: Compliance with Administrative Code**
  - The proposed Budget and budget process should fully comply with applicable sections of the MWDOC Administrative Code.



3. DISTRICT RESERVES

One goal of the budget process is the early identification of the impact on Reserve Funds. The stated goals of the Board are to have reserves fully funded and to balance the Budget to meet those reserve targets. In essence, if the combination of the previous Fiscal Year's audited reserve balances and the current Fiscal Year's year-end estimates indicates that the reserve target will be exceeded, then the proposed Budget should include a draw from the reserve balance down to the target. Conversely, if the projected total reserve balance drops below the target, the proposed Budget should increase the budgeted contribution to bring the reserves back up to the target.

In FY 2022-23, the Board undertook a comprehensive review of its Reserve Policy, which involved several work group meetings and committee discussions. The goal was to better align the Reserve Funds and their targets with the District's needs and priorities. The result clarified the use and function of each reserve account.

Designated Reserves are as follows:

- **Operating Reserve** - The Operating Reserve has been established to fund emergency expenditures, cover unbudgeted and unanticipated costs, and provide working capital if needed. MWDOC has established a target for the Operating Reserve to equal 120 days of cash on hand.
- **Election Reserve** - The Election Reserve funds seven elections every four years. The estimated cost of elections and needed reserve levels shall be updated annually as part of the budget process. If the amount in the Election Reserve exceeds the estimated costs, the Board may consider alternative uses to reduce the District's long-term costs.
- **Other Post-Employment Benefits (OPEB) Reserve** - The Board requested that staff fully fund the OPEB liability in 2016. The actuarial recommendation is to fund between 85% and 95% of the liability and place the remaining amount in an OPEB Reserve fund to avoid overfunding the OPEB trust. This recommendation was implemented in September 2016 with an OPEB Reserve balance of $209,000 to equal MWDOC's Unfunded Liability at that time. Beginning in 2018, the OPEB Reserve will be re-evaluated every two years after each actuarial study, and funds may be transferred to the OPEB trust to stay within the funding range.

Additional Reserve Funds are as follows:

- **General Operations Fund** - Funds used to pay for the District's annual operating expenses. Revenue generated from this fund includes annual meter and groundwater charges.
- **Water Purchase Payments Fund** - Fund that holds amounts paid by Member Agencies for water purchases in advance of the Metropolitan payment date.
- **Conservation Fund** - Fund includes grants, Metropolitan, and Member Agency payments for Water Use Efficiency. These funds may have a negative balance when MWDOC pays rebates and invoices in advance.
- **Trustee Activities** – Funds held for specific trustee activities, such as the Allen McCullough Pipeline (AMP).

Current District investments and cash balances are reflected monthly as part of the A&F Committee Treasurer's Report (1.e. Consolidated Summary of Cash & Investments).

4. COMPENSATION GUIDELINES

MWDOC's compensation system is designed to attract, retain, and reward talented professionals who serve Orange County's water community. This section outlines the guidelines for both Director and staff compensation, including the methodologies used to determine appropriate salary adjustments for the biennial budget period.

DIRECTOR COMPENSATION

Pursuant to Chapter 2 of Division 10 of the Water Code of the State of California (Water Code § 20202), Director compensation may be increased by a maximum of 5.0% for each consecutive calendar year since the last approved compensation adjustment. The Board approved a 2.5% increase in Director compensation for FY 2025-26 (adopted April 16, 2025, Ordinance No. 56).

For FY 2026-27, the Board could approve an increase of up to 5.0% based on the Water Code allowance. If the Board chooses to align Director compensation with the Urban Consumer Price Index (CPI), the adjustment would be determined by the lesser of the CPI or the 5.0% maximum allowed by the Water Code. For FY 2027-28, Director compensation would be preliminarily projected based on Board direction during the mid-cycle review in February 2027, taking into account the 2026 CPI data and any adjustments approved for Year 1.

The following has been incorporated into the Final Draft Budget as a placeholder pending Board direction:

- For budgeting purposes, Director compensation adjustments have been included in the Final Draft Budget at CPI estimates, not to exceed statutory requirements.
- **Estimated Cost:** $17,062 in FY 2026-27 based on Urban CPI at 3.20% plus $2,880 to post required notice; and $18,679 in FY 2027-28 based on the UCLA Anderson School economic forecast CPI estimate of 3.35% plus $2,995 to post required notice.

On April 15, the Board will determine whether to include Director compensation adjustments in the Budget and, if so, at what level within the statutory maximum.

STAFF COMPENSATION

MWDOC's compensation system includes both job classification-specific salary ranges and person-specific salaries. Annual modifications to both are implemented under different but interrelated practices. A common goal of both practices is to maintain competitive and appropriate salaries and benefits that align with the District's labor market.

JOB CLASSIFICATION SALARY RANGES

MWDOC annually adjusts salary ranges by the local CPI for the previous calendar year.

For FY 2026-27, the 2025 CPI average (through December 2025) for the Los Angeles/Long Beach/Anaheim area is 3.2%, which is lower than the 2024 annual average of 3.3%. The CPI of 3.2% falls into MWDOC's moderate inflation range. The 2025 CPI will be refined with the complete 12-month data in subsequent draft budgets.

For FY 2027-28, the salary range adjustment will be based on the 2026 calendar year CPI, which will not be available until early 2027. This adjustment will be refined during the October 2026 mid-cycle review based on available data at that time.

Every three years, MWDOC contracts for a Comprehensive Benchmark Survey that compares our job classifications with similar agencies and job functions. During the 2023-24 Comprehensive Benchmark Survey, MWDOC found limited salary range corrections to be necessary, which supported the CPI adjustment process.

EMPLOYEE-SPECIFIC SALARIES

MWDOC does not have a Cost-of-Living Adjustment (COLA). Instead, MWDOC establishes a Compensation Pool that facilitates employee salary increases allocated solely on merit. This approach differs from most water agencies surveyed, which provide defined merit and COLA components to their annual salary increases. The functional difference is that while both approaches cover merit and inflation, other agencies guarantee a COLA pay increase to all employees, whereas MWDOC employees are at risk of no salary increase depending upon their performance.

MWDOC utilizes a system of CPI-based formulas to calculate the proposed Compensation Pool. An analysis of 10-year compensation increases and CPI data was conducted to quantify the past practices that successfully maintained MWDOC's salaries as both competitive and within job classification ranges. The formula uses current inflation percentages but is also applied as a merit component to properly align with current market conditions. For example, 0% CPI would calculate as a 0% compensation pool increase and would not reward merit as intended. At the other end of the range, different problems can arise. To minimize the impact of extremes, a system of four CPI ranges with associated Compensation Pool formulas is summarized below.

COMPENSATION POOL CPI RANGES & FORMULAS		
Category	**CPI Range**	**Formula**
Negative	< 0%	2% + (CPI x 0.5)
Low	0% to 2.4%	2% + CPI
Moderate	2.4% to 4.7%	CPI x 1.85
High	> 4.7%	4% + CPI

FY 2026-27 COMPENSATION POOL (YEAR 1)

For FY 2026-27, the 2025 annual CPI of 3.2% for the region falls within the Moderate inflation range (2.4% to 4.7%). Applying the Moderate inflation range formula (CPI x 1.85) to the 3.2% CPI yields a compensation pool of **5.92%**, which was used to calculate the increase in employee salary expense for Year 1.

FY 2027-28 COMPENSATION POOL (YEAR 2 - PRELIMINARY)

For Year 2 budgeting purposes, reliable inflation estimates are based on the University of California, Los Angeles (UCLA) Anderson School economic forecast. For FY 2027-28, the UCLA Anderson forecast projects a CPI estimate of 3.35% for the region. Applying the Moderate inflation range formula (CPI x 1.85) to the estimated 3.35% CPI

yields a preliminary compensation pool of **6.20%**, which was used to calculate the increase in employee salary expense for the Year 2 placeholder. The actual Year 2 salary range adjustments will continue to be based on the United States Department of Labor, Bureau of Labor Statistics CPI for the Los Angeles/Long Beach/Anaheim area. This preliminary estimate will be refined during the mid-cycle review, based on actual 2026 CPI data through the third quarter, with final calculations completed once the full 2026 calendar-year CPI data becomes available.

MARKET COMPARISON

MWDOC conducts an annual direct labor market survey as part of the budget process. The survey of approximately 20 water utilities provides an objective comparison of how MWDOC's salary system has performed relative to the market. As noted above, MWDOC's salary ranges have generally tracked labor market conditions. In addition, MWDOC salaries have largely remained in the mid-range, with only long-tenured employees approaching the range ceiling for their positions. Below are the Merit/COLA Survey results from FY 2025-26. This survey will be updated once FY 2026-27 data are collected.

MERIT/COLA 2025-26 Survey				
Agency Name	**COLA (%)**	**Merit Max (%)**	**Avg. Merit Increase Granted (%)**	**Total (%) COLA + Avg. Merit**
Calleguas Municipal Water District	NR	NR		
Eastern Municipal Water District	2.70%	5.00%	4.30%	7.00%
El Toro Water District	NC	9.30%	6.30%	6.30%
Inland Empire Utilities Agency	NR	NR		
Irvine Ranch Water District	TBD	4.00%	4.00%	4.00%
Laguna Beach County Water District	2.90%	2.50%	2.25%	5.15%
Las Virgenes Municipal Water District	3.00%	8.00%	5.00%	8.00%
Mesa Water District	3.00%	5.00%	2.50%	5.50%
Moulton Niguel Water District	5.00%	5.00%	2.50%	7.50%
Orange County Sanitation District	NC	5.00%	5.00%	5.00%
Orange County Water District	TBD	6.00%	3.00%	3.00%
San Diego County Water Authority	TBD	7.50%	5.00%	5.00%
Santa Margarita Water District	3.00%	5.00%	3.00%	6.00%
South Coast Water District	5.00%	5.00%	3.50%	8.50%
Three Valleys Municipal Water District	3.24%	8.24%	5.00%	8.24%
Walnut Valley Water District	2.50%	5.00%	5.00%	7.50%
West Basin Municipal Water District	NR	NR		
Western Municipal Water District	3.20%	5.00%	3.50%	6.70%
Yorba Linda Water District	5.00%	5.00%	5.00%	10.00%
Average	6.46%			
MWDOC	5.92%			

TBD: Determination in progress, NC: No Cola, NR: No reponse

5. BUDGET INPUT FROM MEMBER AGENCIES

MWDOC staff initiated the Biennial Budget process for FY 2026-27 and FY 2027-28 in November 2025 with an A&F Committee posting of the Budget Schedule. At the November 2025 Member Agency General Managers Meeting, Member Agencies were informed that the budget process had begun and that input was being solicited. The 1st Draft Budget was presented on February 11, 2026, the 2nd Draft Budget on March 11, 2026, and the 3rd Draft Budget will be presented on April 8, 2026. Final adoption by the Board is anticipated on April 15, 2026.

Member Agency participation is vital in shaping our FY 2026-27 and FY 2027-28 Budget, and we encourage Member Agencies to share initial suggestions and subsequent comments throughout the budget development process and during the mid-cycle review. These insights are essential to delivering services and resources that meet the needs of each agency's service area over the two-year budget cycle.

While no formal written input has been received to date, staff discussions with Member Agencies have yielded positive feedback. Member Agencies expressed appreciation for the gradual, predictable rate structure and noted the value of MWDOC's inclusive, transparent approach to developing shared services programs that meet their needs. They also appreciated MWDOC staff's efforts to explain Metropolitan's new fixed treated water charges and the implications for their agencies.

6. KEY PRIORITIES & INITIATIVES

In 2024, MWDOC completed a comprehensive Needs Assessment to evaluate our organizational effectiveness, current and needed resources, and processes. The Needs Assessment sought to ensure proper alignment with the Board's Strategic Priorities by carefully examining the resources required to achieve MWDOC's mission and services. Based on the findings of this Assessment, the organizational structure was refined and is now in place to align with our strategic priorities and improve operational efficiency. The structure maintains our core services while positioning MWDOC to better meet future challenges and opportunities in outreach and advocacy, Board services, water resources management, and Member Agency support.

Central to this two-year budget is a strategic emphasis on developing and retaining our talented team. The two-year budget framework provides enhanced opportunities for comprehensive staff development initiatives, including robust onboarding programs that ensure new team members are fully integrated into MWDOC's culture and operations. We are committed to expanding professional development opportunities that build technical expertise and leadership capabilities across all levels of the organization. Thoughtful succession planning ensures continuity of institutional knowledge and prepares the next generation of leaders to guide MWDOC into the future. Additionally, enhanced organizational planning processes allow managers to develop their teams strategically, align individual development with organizational needs, and create clear career pathways for staff growth. These investments in our workforce directly support one of the Board's Strategic Priorities: strengthening and renewing MWDOC's staff capabilities through workforce development and succession planning.

The organizational structure features five focus areas:

- **District Functions**
  - Board Relations ..... Cost Center 11
  - Administration & Overhead ..... Cost Centers 12, 19
  - Human Resources ..... Cost Center 13
  - Finance & Information Technology ..... Cost Centers 41, 45
- **Communications, Education, & Outreach**
  - Public Affairs Communications ..... Cost Center 32
  - Education & Workforce Development ..... Cost Centers 32, 63
- **Reliability & Emergency Planning**
  - Engineering & Planning ..... Cost Center 21
  - Water Emergency Response (WEROC) ..... Cost Center 25
- **Water Resources Implementation**
  - Water Use Efficiency ..... Cost Centers 34, 35, 62
  - Water Loss Control ..... Cost Centers 36, 70
- **Policy & Advocacy**
  - Metropolitan & Water Resources ..... Cost Center 23
  - Government Affairs & Policy ..... Cost Center 31

This organizational structure achieves several interconnected objectives. It creates more efficient communication channels while enhancing collaboration between related functional areas within the District. The structure establishes clear lines of accountability for strategic priorities, ensuring that responsibilities are well-defined and trackable. Additionally, it better aligns resources with organizational objectives, ensuring that personnel, budget, and other assets are optimally distributed to support the District's core mission and goals. Importantly, this structure provides clarity for career development pathways and supports succession planning by identifying key roles and development opportunities throughout the organization.

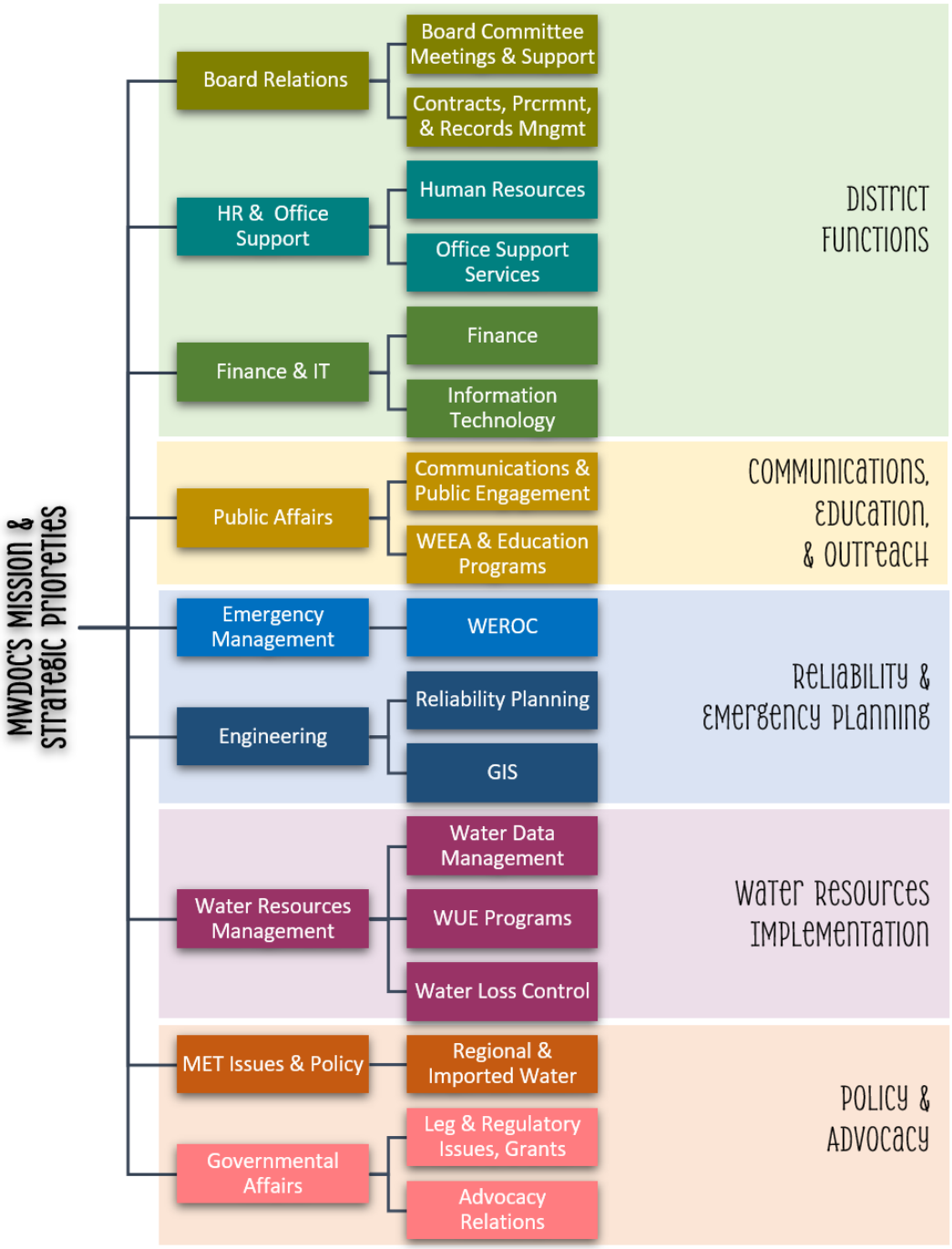

BOARD RELATIONS

COST CENTER 11

Board Relations supports the District's governance framework, ensuring transparency, accountability, and legal compliance across all board operations and public-facing activities. From managing the full lifecycle of board meetings—including agenda preparation, minute-taking, and hybrid meeting coordination—to safeguarding public access through records management and legal notice publication, Board Relations provides essential support to uphold the District's commitment to open government. The scope of activities and initiatives extends beyond traditional board support to encompass comprehensive compliance monitoring, contract management coordination, and proactive governance of regulatory requirements to serve the District with integrity and excellence.

Fundamental activities include:

- Staff attendance, preparation, and compilation of Board and Committee agendas, packets, and minutes.
- Assists in the review and development of District policies and ensures compliance with the District Administrative Code and Contracts Manual, publishes required legal notices, and coordinates all public records requests.
- Provides the oversight and maintenance of the Electronic Records Management System for the District, ensuring that all required documents are retained in accordance with the retention schedule and legal requirements, and trains staff on policies related to accessing, storing, and transmitting electronic records.
- Ensures compliance with respect to State, County, and Fair Political Practices Commission filings and deadlines, as well as various laws and legal requirements (Brown Act, Assembly Bill (AB) 2449, AB 1234, etc.).
- Manages vacancies, publishes required election notices, and coordinates election materials with the Orange County Registrar of Voters.
- Provides support to the Office of the General Manager, including managing correspondence, handling public inquiries, and maintaining the District seal.

KEY INITIATIVES FOR FY 2026-27 & FY 2027-28

Administrative Code Updates - Conduct a comprehensive review and update of the District Administrative Code to reflect current organizational structure, operational practices, and legal requirements. This effort will ensure alignment with the 2024 Needs Assessment recommendations and incorporate lessons learned from the transition to biennial budgeting. Following the updates, provide training and guidance to staff and Board members on revised provisions to ensure smooth implementation and compliance.

Enhanced Contract Management Procedures - Implement improved contract development and compliance monitoring procedures following the organizational changes that established Board Relations as the central contract management hub. This includes developing standardized processes for contract lifecycle management, providing training and guidance for staff, and exploring enhanced reporting capabilities offered by the new Enterprise Resources Planning (ERP) system. The effectiveness of these improvements will be assessed and refined based on user feedback and operational experience.

Board Support Technology Enhancement - Evaluate and implement modernized tools for agenda management, document distribution, and hybrid meeting support to improve efficiency and accessibility for Board members, staff, Member Agencies, and the public. Tools will be refined and expanded based on user feedback and identified opportunities for additional functionality or integration.

Americans with Disabilities Act (ADA) Title II Web and Mobile Application Accessibility Rule – In April 2024, the United States Department of Justice published a rule establishing technical requirements for state and local governments to ensure their websites and mobile apps are accessible to people with disabilities. To ensure compliance, staff will evaluate all digitally available Board materials and implement standards and procedures by the April 26, 2027, deadline for special district governments.

Compliance Calendar System - Implement a centralized tracking system for all regulatory deadlines and filing requirements, including State, County, and Fair Political Practices Commission obligations, to ensure proactive compliance management.

Public Records Request Process Improvement - Streamline response procedures and implement enhanced tracking systems to improve efficiency, ensure compliance with legal timelines, and provide reporting on public records activity.

Records Management Optimization and Planning - Evaluate and refine electronic records management processes, including assessment of current retention practices and exploration of opportunities to enhance efficiency through technology improvements and staff training enhancements. Develop a strategic plan for electronic records management that addresses long-term storage, accessibility, and compliance needs, incorporating emerging technologies and best practices.

Cost Center 11: Board Relations	***Adopted FY25-26***	***Proposed FY26-27***	***Proposed FY27-28***	***FY25-26 to FY26-27 Variance***	***FY26-27 to FY27-28 Variance***
Director Conference & Travel Expenses (See Exh F)	53,780	53,184	55,153	(596)	1,969
Director Salaries & Benefits	601,384	632,169	654,375	30,785	22,206
Election Expenses	605,000	600,000	470,000	(5,000)	(130,000)
Employee Salaries & Benefits	605,527	496,580	522,882	(108,947)	26,302
Facilities & Vehicle Expenses	7,300	7,300	7,300	-	-
Legal Expenses (See Exh J)	235,000	230,000	235,000	(5,000)	5,000
Memberships & Sponsorships (See Exh D)	48,652	47,084	48,785	(1,568)	1,701
Other Expenses*	12,000	15,380	15,995	3,380	615
Training Expenses (See Exh J)	2,500	2,500	2,500	-	-
Expenditure Total	**2,171,143**	**2,084,197**	**2,011,990**	**(86,946)**	**(72,207)**

*Other Expenses include postage and miscellaneous expenses.

ADMINISTRATION & OVERHEAD

COST CENTERS 12, 19

Administrative Services provides support to the entire District to ensure operations run smoothly and efficiently.

Fundamental activities include:

- Oversight and maintenance of District mailing lists to provide a centralized database for staff in improving efficiencies.
- Personnel-related activities such as recruitment, screening, selection, employee orientation, benefits and compensation administration, employee documentation, performance management, research and surveys, and employee training and development.
- Implementation of personnel and mandated policies.
- Oversight of the Safety and Risk Management and the District's Workers Compensation, Liability, and Property Insurance Programs.
- Oversight of the purchase of office supplies, furniture, and equipment.
- Coordination of District Travel and Accommodations for Staff [3].
- Oversight of all items related to building facilities maintenance and management.
- Intra-District support.

KEY INITIATIVES FOR FY 2026-27 & FY 2027-28

Lunch and Learn Training Program - Continue and expand the District-wide Lunch and Learn series that provides accessible professional development opportunities for all staff. Topics will cover a broad range of subjects, including industry trends, technical skills, leadership development, wellness, and emerging issues in water management. This informal learning format encourages intra-District knowledge sharing and builds organizational capacity.

Retirement Plan Financial Advisory Services – Continue to utilize the District's financial advisor to review the 401 and 457 retirement plan investment funds and implement necessary plan improvements. This includes evaluating fund performance, assessing fee structures, reviewing investment options for appropriateness and diversity, and ensuring the plans remain competitive with market offerings. Provide one-on-one meetings with participants and

[3] A reminder that memberships outlined in the Budget's Exhibit D are approved by the Board with the adoption of the Budget. Therefore, such memberships will not be brought to the Board for individual approval. However, any new memberships not included in Exhibit D will need to be brought to the Board for consideration and approval.

Similar to memberships, standard conferences for Board and staff (such as those listed in Exhibits E and F) are approved by the Board with adoption of the Budget. This approval includes staff travel/attendance for any out-of-state conferences listed on Exhibits E and F. After Budget adoption, any new out-of-state conferences will be brought to the Board for consideration and approval.

informational meetings on the financial market, finances, and retirement. Recommendations will be developed to optimize retirement benefits for employees while maintaining fiscal responsibility.

Building Maintenance and Facility Improvements - Maintain ongoing oversight of building maintenance and repairs to ensure all necessary upkeep is performed, including the installation of shading material to reduce glare entering the office and affecting various work areas and a noise-cancelling system to reduce office noise. Continue coordination with Orange County Water District (OCWD) regarding facility improvements, including the completion of any remaining audiovisual equipment upgrades in the MWDOC/OCWD Joint Boardroom and the assessment of other facility enhancement needs.

Safety and Risk Management Program Enhancement - Conduct comprehensive reviews of the District's Workers Compensation, Liability, and Property Insurance programs to ensure appropriate coverage levels and identify opportunities for cost savings or risk mitigation. Enhance workplace safety protocols and training programs to maintain a safe working environment and minimize liability exposure.

Administrative Systems Optimization - Evaluate and refine administrative support systems, including purchasing processes, travel coordination, and District support services, to improve efficiency and responsiveness. This includes assessing opportunities for automation, streamlining approval workflows, and ensuring administrative functions align with the organizational structure implemented following the 2024 Needs Assessment.

Database Management Enhancement - Continue overseeing and optimizing District mailing lists, ensuring centralized databases remain current and support efficient communication across the District and with external stakeholders. Implement improvements to data management practices and explore opportunities for enhanced functionality.

Cost Center 12: Administration	*Adopted FY25-26*	*Proposed FY26-27*	*Proposed FY27-28*	*FY25-26 to FY26-27 Variance*	*FY26-27 to FY27-28 Variance*
CDR Support**	72,650	-	-	(72,650)	-
Employee Conference & Travel Expenses (See Exh E)	128,397	45,955	47,270	(82,442)	1,315
Employee Salaries & Benefits	794,697	696,026	698,035	(98,671)	2,009
Facilities & Vehicle Expenses	4,750	4,750	4,940	-	190
Memberships & Sponsorships (See Exh D)	151,684	34,663	36,049	(117,021)	1,386
Other Expenses*	24,300	21,020	21,661	(3,280)	641
Professional Services (See Exh J)	-	21,000	21,840	21,000	840
Training Expenses (See Exh J)	6,000	-	-	(6,000)	-
Expenditure Total	**1,182,478**	**823,414**	**829,795**	**(359,064)**	**6,381**

*Other Expenses include temporary help expenses, business expenses, book subscriptions, and miscellaneous expenses.

**Cost Center reassigned (CDR Support moved from Cost Center 12 to Cost Center 21).

Cost Center 19: Overhead	*Adopted FY25-26*	*Proposed FY26-27*	*Proposed FY27-28*	*FY25-26 to FY26-27 Variance*	*FY26-27 to FY27-28 Variance*
Employee Salaries & Benefits	769,357	979,547	1,044,417	210,190	64,870
Facilities & Vehicle Expenses	214,325	303,936	238,095	89,611	(65,841)
Other Expenses*	167,717	159,034	165,331	(8,683)	6,297
Professional Services (See Exh J)	5,000	975	1,014	(4,025)	39
Expenditure Total	**1,156,399**	**1,443,492**	**1,448,857**	**287,093**	**5,365**

*Other Expenses include health insurance for retirees, office supplies, postage, reproduction expenses, bank fees, and miscellaneous expenses.

HUMAN RESOURCES

COST CENTER 13

Human Resources (HR) is dedicated to attracting, developing, and retaining a talented and engaged workforce that supports MWDOC's mission and Strategic Priorities. HR serves as a strategic partner across the District, providing comprehensive support in talent management, employee relations, benefits administration, and organizational development.

Fundamental activities include:

- Recruitment, screening, and selection of qualified candidates
- New employee onboarding and orientation programs
- Benefits and compensation administration
- Maintenance of employee documentation and records
- Performance management and employee relations
- Compliance with employment laws and regulations
- Training and professional development coordination
- Organizational development and culture initiatives

KEY INITIATIVES FOR FY 2026-27 & FY 2027-28

Comprehensive Onboarding Program - Develop and implement an enhanced onboarding experience that ensures new team members are fully integrated into MWDOC's culture and operations. The program will include structured orientation sessions, mentorship opportunities, role-specific training, and regular check-ins during the first 90 days. Success metrics will be established to evaluate onboarding effectiveness and new hire retention.

Professional Development Framework - Expand professional development opportunities across all levels of the organization to build technical expertise and leadership capabilities. This includes identifying core competencies for each role, creating individual development plans, facilitating access to external training and certification programs, and supporting attendance at industry conferences and workshops. The framework will align individual growth with organizational needs and career pathway development.

Succession Planning Program - Implement a comprehensive succession planning strategy to ensure continuity of institutional knowledge and prepare the next generation of leaders. This includes identifying critical positions and high-potential employees, creating development plans for succession candidates, facilitating knowledge transfer from critical staff, and establishing leadership development pipelines. The program will be integrated with District planning processes to ensure organizational readiness for future transitions.

District Planning Support - Partner with senior management to develop strategic workforce plans that align staffing and development needs with organizational goals and priorities. This includes conducting workforce assessments, identifying skill gaps, developing hiring and training strategies, and creating clear career pathways that support employee growth and organizational effectiveness.

Performance Management Enhancement - Refine performance management processes to ensure they effectively support employee development, recognize achievements, and address performance concerns. This includes updating evaluation tools, providing manager training on effective feedback and coaching techniques, and ensuring alignment between individual performance goals and District strategic priorities.

Paylocity HR Software Module – HR will be working with Finance in the implementation of a new Finance software system and HR module. This will allow improved tracking of employee personnel records and the ability to generate various HR reports in an efficient manner.

Employee Engagement and Culture Initiatives - Develop and implement programs that strengthen organizational culture, enhance employee engagement, and support work-life balance. This includes conducting employee surveys, facilitating team-building activities, recognizing employee contributions, and creating forums for employee feedback and participation in District improvements.

Compensation and Benefits Competitiveness - A comprehensive understanding of both salary and benefits competitiveness is essential for attracting and retaining top talent. While the District's policy is to perform a Salary Benchmark Survey every three years (last completed in Spring 2024, with the next scheduled for Fall 2026-Spring 2027), these surveys do not closely evaluate the benefits component or compare MWDOC's benefits to those of similar agencies. Staff proposes initiating a Comprehensive Salary and Benefits Study early in FY 2026-27. Concurrent review of both the District's benefits and salaries will provide an opportunity to reduce duplicative analysis and yield a comprehensive set of recommended changes that support one another.

Mandatory Compliance Training - Ensure timely completion of all required training, including Harassment Prevention, Workplace Violence Prevention, and other legally mandated programs. Develop tracking systems to monitor compliance, schedule regular training sessions, and maintain documentation in accordance with legal requirements.

Cost Center 13: Human Resources	***Adopted FY25-26***	***Proposed FY26-27***	***Proposed FY27-28***	***FY25-26 to FY26-27 Variance***	***FY26-27 to FY27-28 Variance***
Employee Conference & Travel Expenses (See Exh E)**	-	5,600	5,764	5,600	164
Employee Salaries & Benefits	535,329	542,498	581,393	7,169	38,895
Legal Expenses (See Exh J)	25,000	27,040	28,121	2,040	1,081
Memberships & Sponsorships (See Exh D)**	-	1,398	1,453	1,398	55
Other Expenses*	35,500	39,520	41,000	4,020	1,480
Professional Services (See Exh J)	-	60,000	-	60,000	(60,000)
Training Expenses (See Exh J)	58,945	54,000	56,000	(4,945)	2,000
Expenditure Total	**654,774**	**730,056**	**713,731**	**75,282**	**(16,325)**

*Other Expenses include miscellaneous expenses.

**Cost Center reassigned (Employee Conference & Travel Expenses and Memberships & Sponsorships moved from Cost Center 12 to Cost Center 13).

FINANCE & INFORMATION TECHNOLOGY

COST CENTERS 41, 45

Finance, Accounting, and Information Technology (IT) serve as a backbone to the District. Finance and IT staff provide essential support to not only the District, but also to WEROC for disaster recovery at both the District office and the Emergency Operations Center. Finance and IT staff prioritize cybersecurity to protect the District's systems and data and stay informed on emerging technologies and best practices to keep the IT infrastructure resilient. Finance and IT staff also maintain focus on financial stewardship while ensuring adherence to prevailing audit standards.

FINANCE

Finance and Accounting staff support MWDOC by managing payroll, accounts payable and receivable, fixed assets, investments, grant funding, reconciliations, and technology systems. In addition, Finance provides comprehensive monthly accounting to our Member Agencies, including billing for water deliveries, in-lieu credits, Local Resource Program payments, conservation rebates, shared services, and other Choice Programs.

Fundamental activities include:

- General ledger accounting, journal entries, account reconciliations, and fund accounting in compliance with Governmental Accounting Standards
- Preparation of monthly and annual financial statements and the State Controller's Financial Transactions Report
- Coordination of the annual independent external financial audit
- Budget development, monitoring, and management of revenues, expenditures, and fund balances in compliance with Board-approved budgets
- Accounts payable and receivable, including vendor invoice processing, Member Agency billing for wholesale water deliveries and special program costs, and conservation rebate processing
- Payroll processing, benefits accounting, and compliance with CalPERS, IRS, and labor regulations
- Treasury and cash management in accordance with the California Government Code and District investment policy, including preparation of monthly investment reports for the Board
- Contract review for financial accuracy and budget alignment
- Financial reporting and presentations in support of Board meetings and public transparency requirements

KEY INITIATIVES FOR FY 2026-27 & FY 2027-28

Two-Year Budget Cycle Financial Management - Adapt financial reporting, tracking, and forecasting systems to support the biennial budget framework. This includes developing Year 1 versus Year 2 tracking mechanisms, enhancing mid-cycle review reporting capabilities, and improving multi-year financial projections. Evaluate the effectiveness of the first two-year budget cycle and develop recommendations for future biennial budgets.

Member Agency Billing System Enhancement - Explore improvements to Member Agency billing systems to enhance accuracy, efficiency, and transparency. This includes streamlining billing processes for water deliveries,

Choice Programs, and shared services, as well as improving reporting capabilities for Member Agency financial planning.

Grant Management and Tracking Improvements - Explore enhanced systems for tracking grant funding, expenditures, compliance, and reporting requirements. This includes improving coordination between cost centers on grant-funded activities and ensuring timely and accurate reporting to funding agencies.

Streamline Financial Procedures – Continue to identify operational efficiencies by automating manual processes, reducing redundancies, and optimizing workflows.

Cost Center 41: Finance	*Adopted FY25-26*	*Proposed FY26-27*	*Proposed FY27-28*	*FY25-26 to FY26-27 Variance*	*FY26-27 to FY27-28 Variance*
Audit Expenses (See Exh J)	37,445	38,418	39,420	973	1,002
Employee Conference & Travel Expenses (See Exh E)**	-	-	1,700	-	1,700
Employee Salaries & Benefits	712,128	914,314	1,007,116	202,186	92,802
Memberships & Sponsorships (See Exh D)**	-	510	516	510	6
Other Expenses*	1,000	1,200	1,200	200	-
Professional Services (See Exh J)	15,200	9,700	11,800	(5,500)	2,100
Software & Hardware**	135,000	-	-	(135,000)	-
Expenditure Total	**900,773**	**964,142**	**1,061,752**	**63,369**	**97,610**

*Other Expenses include miscellaneous expenses.

**Cost Center reassigned (Employee Conference & Travel Expenses and Memberships & Sponsorships moved from Cost Center 12 to Cost Center 41, Software & Hardware moved from Cost Center 41 to Cost Center 45.

INFORMATION TECHNOLOGY

IT prioritizes cybersecurity to protect our systems and data, stays informed on emerging technologies and best practices to keep our IT infrastructure resilient, and also focuses on financial stewardship while ensuring adherence to prevailing audit standards.

IT administers computers, software, networks, and other electronic devices to enable staff to leverage information. It encompasses a wide range of technologies and applications that reside in the cloud, on-premises, and in hybrid environments. Paramount to the success of IT is maintaining a focus on cybersecurity to protect assets, maintain trust, and ensure business continuity. IT also manages all District-wide software licenses and subscriptions, ensuring cost-effective procurement, compliance with licensing agreements, and optimal utilization of technology resources.

KEY INITIATIVES FOR FY 2026-27 & 2027-28

Enterprise Resource Planning (ERP) System Implementation and Optimization - Working in partnership with Finance, complete the implementation of the new ERP system to replace the legacy system, which no longer meets the District's needs. IT will manage the technical implementation, system architecture, data migration, security configuration, and integration with existing systems. Year 1 will focus on full system deployment,

technical infrastructure setup, staff training on system access and functionality, and initial optimization. Year 2 will emphasize system refinements, performance tuning, advanced functionality implementation, and ongoing technical support. This modern solution will enhance efficiency, streamline processes, and facilitate data-driven decision-making across finance and administrative functions.

GIS System Implementation and Integration - Implement an integrated GIS platform to support District-wide operations. Year 1 will focus on completing the GIS scoping assessment, establishing core system architecture, developing data integration protocols, and providing initial training for key staff. Year 2 will emphasize specific application development for Water Use Efficiency, Water Loss Control, Engineering, and WEROC, as well as advanced spatial analysis capabilities and potential public-facing mapping tools. This initiative directly supports multiple District priorities and enhances decision-making capabilities across the District.

Infrastructure Modernization and Optimization - Execute a comprehensive infrastructure replacement and modernization program to address end-of-life IT equipment. This includes server consolidation and modernization (phased over both years), a desktop and laptop replacement program (distributed across both years), Network Attached Storage (NAS) upgrades for centralized storage and backup, and network equipment updates to strengthen cybersecurity defenses, ensure high availability, and improve operational efficiencies.

Software License and Subscription Management - Consolidate management of all District-wide computer software licenses and subscriptions under IT to improve cost tracking, ensure compliance, optimize utilization, and identify opportunities for cost savings through volume licensing or subscription consolidation. This centralized approach will provide better visibility into total technology costs and support more strategic software procurement decisions.

Cybersecurity Program Enhancement - Maintain and enhance comprehensive cybersecurity measures to protect District assets and data. Ongoing initiatives include conducting Cyber Hygiene scans in coordination with the Department of Homeland Security (DHS), performing cyber vulnerability scans and analyses with our Managed Security Service Provider (MSSP), testing backup systems reliability and effectiveness (integrity testing), refining Security Information and Event Management (SIEM) software configuration and utilization, monitoring intelligent end-point detection and response systems for real-time and historical visibility, and conducting periodic security awareness training and phishing testing for all staff.

Business Systems Support - Provide comprehensive technical support for the implementation and optimization of key business systems, including the new ERP system, the WUE Database modernization, a GIS platform, and other applicable applications. This includes ensuring proper system integration, maintaining data integrity, providing user support, and facilitating training and adoption.

Disaster Recovery and Business Continuity - Maintain and enhance disaster recovery capabilities for both the District office and WEROC's Emergency Operations Center. This includes regular testing of backup and recovery systems, updating business continuity plans, and ensuring redundancy for critical systems and data.

Cloud and Hybrid Environment Management - Continue to optimize the District's hybrid technology environment, balancing cloud-based, on-premises, and hybrid solutions to maximize efficiency, security, and cost-effectiveness while maintaining appropriate control and accessibility.

Cost Center 45: Information Technology	*Adopted FY25-26*	*Proposed FY26-27*	*Proposed FY27-28*	*FY25-26 to FY26-27 Variance*	*FY26-27 to FY27-28 Variance*
Employee Salaries & Benefits	179,860	210,476	222,984	30,616	12,508
Facilities & Vehicle Expenses	25,000	-	-	(25,000)	-
Memberships & Sponsorships (See Exh D)**	-	771	803	771	32
Other Expenses*	1,500	2,000	2,000	500	-
Professional Services (See Exh J)	65,000	69,000	69,360	4,000	360
Software & Hardware**	210,511	260,193	274,662	49,682	14,469
Expenditure Total	**481,871**	**542,440**	**569,809**	**60,569**	**27,369**

*Other Expenses include miscellaneous expenses.

**Cost Center reassigned (Memberships & Sponsorships moved from Cost Center 12 to Cost Center 45, Software & Hardware moved from Cost Center 41 and Cost Center 21 to Cost Center 45).

COMMUNICATIONS, EDUCATION & OUTREACH

COST CENTERS 32, 63

Public Affairs (PA) serves as MWDOC's primary voice to the public, Member Agencies, stakeholders, and the broader water community. Through strategic communications, education programs, and workforce development initiatives, PA enhances public awareness of critical water issues, supports Member Agency communications efforts, and builds the next generation of water professionals. PA also works closely with the cities of Anaheim, Fullerton, and Santa Ana to ensure that essential programs, initiatives, and incentives reach communities throughout Orange County in a consistent and impactful way. PA's work spans from K-12 education to professional workforce development and from community engagement to regional communications coordination.

PUBLIC AFFAIRS COMMUNICATIONS

The Public Affairs Communications team advances regional water conservation and efficiency by delivering clear, compelling, and accessible information to the public. The Communications team elevates awareness of critical water issues and District priorities through integrated communications efforts, including events, digital content, educational materials, presentations, and outreach programs.

Fundamental activities include:

- Regional communications collaboration, strategic communications alignment, and Member Agency Public Information Officer (PIO) support.
- Community engagement through events, the Speakers Bureau, Ricky the Rambunctious Raindrop™ mascot appearances, and an award-winning social media presence
- Digital outreach through videos, media toolkits, public service announcements, news articles, briefing papers, and communications materials
- Special events, including the Water Policy Forum & Dinner and the annual OC Water Summit (co-hosted with OCWD)

KEY INITIATIVES FOR FY 2026-27 & FY 2027-28

Expanded Video Content Strategy - Strengthen visibility and public engagement through an expanded video strategy that highlights Member Agency spotlights showcasing collaborative efforts across Orange County; annual *Year in Review* videos that capture key achievements and progress; and informative content explaining critical infrastructure work, such as leak detection and emergency management. This approach will also include short-form, social-media-optimized videos tailored for platforms like Instagram and YouTube.

75th Anniversary Commemoration (FY 2026-27) – Continue executing a year-long celebration of MWDOC's 75th Anniversary featuring commemorative events, including Water Policy Dinners with water industry leaders, legacy publications chronicling MWDOC's contributions to Orange County's water reliability, such as an Orange County Register retrospective insert, and community partnerships with local organizations, schools, and businesses to expand the reach and impact of anniversary programing.

Public Awareness and Engagement Enhancement - Address declining local news capacity by strengthening digital storytelling through expanded social media engagement and targeted newsletters; implement localized content marketing strategies that leverage search engine optimization and community-based events; and build innovative partnerships with influencers, local businesses, civic organizations, the Orange County Grand Jury, and schools to amplify outreach, extend message reach, and strengthen trusted community connections.

Website Optimization and Digital Communications - Leverage the newly refreshed MWDOC website, designed to support a future transition to a high-performance hosting environment, including an intuitive user experience, expanded and accessible resources, enhanced ADA compliance, a regularly updated insights blog, and improved search engine optimization to increase visibility, deepen public engagement, and reinforce the District's leadership in water stewardship, efficiency, and transparency.

Member Agency Communications Support - Expand and elevate Public Affairs Workgroup meetings to deliver timely and actionable program updates to Member Agency Public Information Officers, align and coordinate unified regional messaging, and provide strategic communications support, best-practice sharing, and targeted professional training that strengthens consistency, effectiveness, and collaboration in countywide and broader regional water communications efforts.

EDUCATION & WORKFORCE DEVELOPMENT

The Education and Workforce Development team creates pathways that connect water education to career awareness by engaging students, educators, and industry partners. These efforts include K-12 Choice School Programs, Career Technical Education activities, teacher training(s), student events, and workforce collaborations, all of which form a connected learning network supporting water literacy, sustainable stewardship behaviors, and water career awareness across Orange County.

Fundamental activities include:

- K-12 Choice School Programs providing standards-aligned water education to Orange County students
- Career Technical Education (CTE) partnerships with high schools and post-secondary institutions
- Teacher training(s) and professional learning opportunities
- Student engagement events and facility tours
- Water Energy Education Alliance (WEEA) leadership and coordination

KEY INITIATIVES FOR FY 2026-27 & FY 2027-28

K-12 Choice School Programs Renewal – Assist, through interactive assemblies and inquiry-based activities that align with academic standards, Orange County's youngest water users in developing a strong foundation of water knowledge. This prepares them to make informed decisions about water usage and how to protect its long-term quality and availability. The MWDOC Choice School Programs save Orange County water providers significant time and money while providing consistent, vetted, water-focused educational programming for all students

participating in the Programs and encouraging the next generation to consider careers in water. During this budget biennium, staff will also explore Orange County Stormwater's participation in the Middle School Program, which aligns with California science standards addressing watersheds, stormwater systems, and water quality while expanding the funding base for current participants.

CTE Program Development - Serve as a core industry partner in developing a pilot CTE Program at Villa Park High School in coordination with Orange Unified School District, WEEA, and regional water agencies. Support curriculum development for the Sustainable Water Technology & Systems course, facilitate industry presentations and career exploration activities for students, and coordinate hands-on learning experiences, including facility tours with OCWD and Metropolitan. This pilot Program introduces high school students to water-related careers through applied coursework and focused industry engagement.

Teacher Training and Capacity Building - Expand educator capacity through Project Water Education Today (Project WET) teacher trainings delivered in partnership with our Member Agencies, providing educators with objective, science-based, standards-aligned water education activities. Host Project WET facilitator training(s) in partnership with Metropolitan to increase the number of local trainers serving Orange County, enabling more frequent, locally-delivered, professional learning opportunities for educators across the region.

Post-Secondary Education Engagement - Strengthen connections with community colleges and universities through events, collaborations, and career pathway programming. Support film screenings, expert panels, and networking opportunities that connect students with water professionals and career opportunities. Advance collaboration between WEEA and Water UCI on workforce development research and regional discovery sessions that inform applied research and guide workforce priorities.

Student Engagement Events - Continue participation in signature events, such as the Children's Water Education Festival, providing educational booths and interactive activities that reach hundreds of students while introducing water career pathways and connecting early education with workforce awareness. Additional programming includes facility tours, career presentations, panel discussions with water professionals, and student workshops that build early understanding of water supply systems and water quality and connect classroom learning to real-world applications.

WEEA Leadership - Continue MWDOC's pivotal leadership role in WEEA, a dynamic statewide workforce collaborative that bridges the gap between education and industry. WEEA leverages members' collective resources, expertise, and relationships to create sustainable career pathways for California students into high-quality, living-wage jobs in the water and energy sectors. Through this leadership, MWDOC helps shape the next generation of skilled workers, addresses workforce shortages in critical sectors, and positions the District as a key influencer in developing policies and programs aligned with California's long-term sustainability goals. The WEEA 2024-25 Year-End Report[4] highlights the Program's growth to more than 250 member organizations and

[4] Water Energy Education Alliance (WEEA) FY 2024-25 Year-End Report, July 2025 (https://go.mwdoc.com/9slQZT)

showcases its success in connecting students with water and energy careers through strategic partnerships, data-driven insights, leadership roundtables, and innovative initiatives like the Education-to-Workforce Tour.

WEEA's outside sponsors provide financial or in-kind contributions to the WEEA Program to help support and review Program deliverables. These financial partners and sponsors are primarily in Orange, Los Angeles, Riverside, and San Diego counties. Financial contributors currently include Metropolitan, Inland Empire Utilities Agency, Eastern Municipal Water District, Moulton Niguel Water District, Water Replenishment District, Western Municipal Water District, and Tomorrow's Talent. These outside sponsors are engaged in the WEEA Leadership Roundtable and Workforce Advisory groups. In turn, the sponsors promote the WEEA program and promote and distribute WEEA resources and collateral materials. The in-kind contributors (e.g., California Environmental Education Foundation and California Community Colleges) provide regionally specific, technical advice and market research on career exploration activities, curricula, and training.

Note: The Education Initiatives allocation includes a $10,000 increase, raising the total from $35,000 to $45,000 for FY 2026–27 and FY 2027–28. This increase supports the expansion of education and workforce development programming, including new CTE partnerships, teacher training(s) and professional learning opportunities, engagement with post-secondary institutions, student-focused events, and regional workforce collaboration initiatives. Existing programs, including the K–12 Choice School Programs and WEEA, will continue as ongoing educational activities.

Cost Center 32: Public Affairs	***Adopted FY25-26***	***Proposed FY26-27***	***Proposed FY27-28***	***FY25-26 to FY26-27 Variance***	***FY26-27 to FY27-28 Variance***
Reimbursements***	-	33,333	33,333	33,333	-
Revenue Total	**-**	**33,333**	**33,333**	**33,333**	**-**
Education Initiatives	35,000	45,000	45,000	10,000	-
Employee Conference & Travel Expenses (See Exh E)**	-	9,349	10,614	9,349	1,265
Employee Salaries & Benefits	1,078,575	1,294,259	1,375,815	215,684	81,556
Memberships & Sponsorships (See Exh D)**	-	3,356	2,809	3,356	(547)
Other Expenses*	167,400	130,500	137,470	(36,900)	6,970
Professional Services (See Exh J)	220,000	170,000	175,000	(50,000)	5,000
Expenditure Total	**1,500,975**	**1,652,464**	**1,746,708**	**151,489**	**94,244**

*Other Expenses include reproduction expenses and miscellaneous expenses.

**Cost Center reassigned (Employee Conference & Travel Expenses and Memberships & Sponsorships moved from Cost Center 12 to Cost Center 32).

***Change in representation of reimbursement from prior year.

Cost Center 63: School Program (Choice)	*Adopted FY25-26*	*Proposed FY26-27*	*Proposed FY27-28*	*FY25-26 to FY26-27 Variance*	*FY26-27 to FY27-28 Variance*
Choice Revenue	504,809	524,947	542,463	20,138	17,516
Revenue Total	**504,809**	**524,947**	**542,463**	**20,138**	**17,516**
Employee Salaries & Benefits	17,151	20,595	22,913	3,444	2,318
Professional Services (See Exh J)	487,658	504,352	519,550	16,694	15,198
Expenditure Total	**504,809**	**524,947**	**542,463**	**20,138**	**17,516**

ENGINEERING & PLANNING

COST CENTER 21, 71 *(NEW)*

The Reliability Planning and Engineering (Engineering) efforts are varied and aimed at helping MWDOC Member Agencies navigate and understand the implications of long-term supply and emergency planning, as well as the numerous intricacies involved in coordinating with Metropolitan to provide imported water (e.g., service connections, metering of water, pipeline operations, water quality, etc.). Engineering activities tie directly back to MWDOC's mission and Strategic Priorities.

Fundamental activities include:

- Long-term water supply and demand analysis
- Emergency planning and coordination
- Coordination with Metropolitan on service connections, metering, and pipeline operations
- Water quality monitoring and communications
- Technical support for Member Agencies
- Regional planning and collaboration

KEY INITIATIVES FOR FY 2026-27 & FY 2027-28

Demographics Analysis with Center for Demographic Research – Ongoing partnership with California State University, Fullerton's Center for Demographic Research (CDR) to conduct comprehensive demographic analyses supporting long-term water supply and demand planning for Orange County. These analyses provide critical data for Member Agency planning efforts, UWMP updates, and regional water resource management decisions. MWDOC's membership with CDR is now funded through the Engineering cost center to ensure continued access to expert demographic analysis and forecasting.

GIS Implementation Project Continuation - Continue the multi-year GIS implementation effort in coordination with IT. Engineering-specific applications will focus on infrastructure mapping, asset management, emergency planning, spatial tools, service connection tracking, and integration with Metropolitan's systems. This work supports enhanced visualization and analysis of location-based and time-based data critical to Engineering operations.

Water Quality Data Hub Development (new) - Building upon the quarterly Water Quality Workgroups established in 2024, develop a centralized water quality data hub to improve communications and information sharing between Metropolitan, MWDOC, and our Member Agencies. This platform will enhance the timeliness of water quality reporting, provide access to monitoring data, and support Member Agencies' operational and planning needs.

Hydraulic Model Maintenance - Maintain and update the Orange County hydraulic model that supports water system planning, operations analysis, and emergency response capabilities. Regular model maintenance ensures accuracy and reliability for our Member Agency technical support and regional coordination with Metropolitan.

Consumer Confidence Reports - Continue coordinating and providing technical services to our Member Agencies and the cities of Fullerton and Santa Ana for the preparation of mandated water quality Consumer Confidence Reports (CCRs). This long-standing program saves participating agencies time and money while providing consistent regional water quality messaging in Orange County. In accordance with California Code of Regulations Title 22, Chapter 15, Article 20, and Health and Safety Code Section 116470, MWDOC fulfills its responsibility as a wholesale system to provide consecutive systems with relevant monitoring and compliance data.

Metropolitan Coordination and Technical Support - Provide ongoing technical coordination with Metropolitan on service connections, water quality issues, pipeline operations, and system reliability. This includes representation at Metropolitan technical committees, coordination on infrastructure projects, and advocacy for Orange County's interests in regional water system planning and operations.

Lead and Copper Rule Improvement Technical Support - Provide pass-through, Shared Service technical support to our Member Agencies as they navigate compliance with the Lead and Copper Rule Improvements. This assistance helps agencies understand regulatory requirements, develop compliance strategies, and implement necessary system improvements.

Cost Center 21: Engineering & Planning	***Adopted FY25-26***	***Proposed FY26-27***	***Proposed FY27-28***	***FY25-26 to FY26-27 Variance***	***FY26-27 to FY27-28 Variance***
CDR Support**	-	77,272	77,272	77,272	-
Employee Conference & Travel Expenses (See Exh E)**	-	800	832	800	32
Employee Salaries & Benefits	728,457	879,671	959,755	151,214	80,084
Memberships & Sponsorships (See Exh D)**	-	15,333	16,406	15,333	1,073
Other Expenses*	7,500	-	-	(7,500)	-
Professional Services (See Exh J)	470,000	355,000	295,000	(115,000)	(60,000)
Software & Hardware**	4,900	-	-	(4,900)	-
Expenditure Total	**1,210,857**	**1,328,076**	**1,349,265**	**117,219**	**21,189**

*Other Expenses include miscellaneous expenses.

** Cost Center reassigned (CDR Support, Employee Conference & Travel Expenses, and Memberships & Sponsorships moved from Cost Center 12 to Cost Center 21, Software & Hardware moved from Cost Center 21 to Cost Center 45).

Cost Center 71: Engineering (Choice)	***Adopted FY25-26***	***Proposed FY26-27***	***Proposed FY27-28***	***FY25-26 to FY26-27 Variance***	***FY26-27 to FY27-28 Variance***
Choice Revenue	-	203,000	215,667	203,000	12,667
Revenue Total	**-**	**203,000**	**215,667**	**203,000**	**12,667**
Professional Services (See Exh J)	-	203,000	215,667	203,000	12,667
Expenditure Total	**-**	**203,000**	**215,667**	**203,000**	**12,667**

WATER EMERGENCY RESPONSE

COST CENTER 25

MWDOC provides the administrative umbrella for the Water Emergency Response Organization of Orange County (WEROC). WEROC provides sector-specific emergency management services to 36 potable water and wastewater agencies serving Orange County communities. Acting as an extension of Member Agencies, WEROC delivers coordinated emergency management support tailored to the operational, regulatory, and risk environment of the water and wastewater sector. Services include emergency planning and plan review, regulatory compliance support, training and exercises, incident coordination, recovery assistance, and regional and statewide advocacy.

Fundamental activities include:

- Emergency planning and standard operating procedure development and review
- State and federal required training for grant eligibility and disaster readiness
- Disaster exercise development and facilitation
- Grant identification and application support
- Response and recovery coordination
- Regional coordination and situational awareness during incidents

KEY INITIATIVES FOR FY 2026-27 & 2027-28

Regional Fuel Resiliency Plan Development and Implementation - Advance and operationalize the Regional Water and Wastewater Fuel Plan, building on the comprehensive fuel database updated in 2025 with survey data from 32 of 36 Member Agencies. Complete gap analysis, develop strategies to address identified vulnerabilities, establish partnerships for fuel supply during emergencies, and integrate fuel planning into agency emergency response plans and regional coordination protocols.

America Water Infrastructure Act (AWIA) Compliance Support and Integration - Continue oversight of the multi-year AWIA contract, supporting participating agencies with five-year updates to Risk and Resilience Assessments and Emergency Response Plans. Transition focus from compliance completion to the integration of risk and resilience findings into agency planning processes, capital improvement programs, and operational procedures. Provide technical assistance for agencies implementing assessment recommendations and strengthening system resilience.

Training and Exercise Program - Continue delivering comprehensive training and exercise programs that strengthen workforce readiness and generate substantial cost savings for Member Agencies. Programs include Incident Command System (ICS) courses, Emergency Operations Center (EOC) section-specific training, cybersecurity awareness, communications and alerting systems, and scenario-based tabletop and functional exercises. Support credentialing and professional development aligned with Standardized Emergency Management System (SEMS) and National Incident Management System (NIMS) requirements.

GIS Integration and Operational Tools - Continue expanding GIS capabilities in coordination with MWDOC's District-wide GIS implementation. Develop user-friendly emergency management dashboards, update damage assessment tools, enhance the Water and Wastewater Atlas with additional critical infrastructure layers, and integrate Public Safety Power Shutoff (PSPS) zone mapping. These tools support real-world coordination during

incidents and enhance situational awareness for Member Agencies and regional partners.

Emergency Water Distribution Capabilities - Build on partnerships established with cities, water agencies, and Community Emergency Response Team (CERT) volunteers to expand emergency drinking water distribution capabilities. Refine operational protocols validated during the January 2025 countywide CERT Full-Scale Exercise, develop additional distribution site locations, enhance water tender operations, and strengthen public messaging strategies for emergency water distribution scenarios.

Cybersecurity Coordination and Information Sharing - Enhance sector-specific cybersecurity threat notifications and information sharing in coordination with the Orange County Intelligence Assessment Center and the Department of Homeland Security Cybersecurity and Infrastructure Security Agency (CISA). Continue hosting regional cybersecurity exercises, provide technical assistance on cybersecurity preparedness, and facilitate information sharing on emerging threats and protective measures.

Regional Coordination and Incident Support - Maintain WEROC's role as the trusted regional coordination hub for water and wastewater emergency management. Provide coordination and situational awareness during incidents; facilitate timely information sharing; coordinate resource requests; support mutual aid through California Worker Adjustment and Retraining Notification (CalWARN); and strengthen relationships with county, state, and federal emergency management partners.

Hazard Mitigation Plan Implementation and Maintenance - Support participating agencies in implementing the federally-approved Multi-Jurisdictional Hazard Mitigation Plan, pursuing identified mitigation projects, and leveraging eligibility for federal hazard mitigation funding through April 2030. Coordinate plan maintenance updates and prepare for the next five-year plan update cycle.

Note: WEROC's budget is approved separately by the seven WEROC funding agencies (City of Anaheim, City of Fullerton, City of Santa Ana, Municipal Water District of Orange County, Orange County Sanitation District, Orange County Water District, and South Orange County Wastewater Authority). The WEROC FY 2026-27 budget was approved by the funding agencies on January 22, 2026.

Cost Center 25: WEROC	*Adopted FY25-26*	*Proposed FY26-27*	*Proposed FY27-28*	*FY25-26 to FY26-27 Variance*	*FY26-27 to FY27-28 Variance*
Revenue - Other	4,700	-	-	(4,700)	-
Revenue From MWDOC	353,149	365,686	391,347	12,537	25,661
WEROC Contracts	353,149	365,686	391,347	12,537	25,661
Revenue Total	**710,998**	**731,372**	**782,694**	**20,374**	**51,322**
Employee Conference & Travel Expenses (See Exh E)	24,200	17,850	17,450	(6,350)	(400)
Employee Salaries & Benefits	652,248	678,722	721,894	26,474	43,172
Facilities & Vehicle Expenses	6,350	6,850	7,100	500	250
Memberships & Sponsorships (See Exh D)	1,450	950	950	(500)	-
Other Expenses*	4,750	3,500	3,500	(1,250)	-
Professional Services (See Exh J)	-	-	5,000	-	5,000
Software & Hardware	14,000	15,500	16,800	1,500	1,300
Training Expenses (See Exh J)	8,000	8,000	10,000	-	2,000
Expenditure Total	**710,998**	**731,372**	**782,694**	**20,374**	**51,322**

*Other Expenses include office supplies and miscellaneous expenses.

WATER USE EFFICIENCY

COST CENTERS 34, 35, 62

Water Use Efficiency collaborates with Member Agencies, cities, and stakeholders to promote water use efficiency and sustainable water practices. MWDOC advocates for water-related policies at the state level, supporting regulations and legislation that promote responsible water use. Conservation and efficient water use remain the underpinning of California's comprehensive long-term water supply reliability strategy.

MWDOC and Metropolitan offer a broad menu of incentives, education, pay-for-performance, and technical assistance programs to all customer classes. Metropolitan's Conservation Credits Program provides foundational funding for these programs, and MWDOC supplements Metropolitan's incentives with additional local, state, and federal funding. Together, these funding contributions greatly minimize or eliminate funding requirements from Member Agencies. With approximately 60% of Orange County's total water use applied to irrigating landscapes, most program implementation efforts focus on landscape water efficiency.

Fundamental activities include:

- Landscape water use efficiency programs (Turf Replacement, Smart Irrigation Timers, Spray-to-Drip Conversions, Low-volume Sprinkler Nozzles)
- Regulatory compliance support
- Grant acquisition and program funding coordination
- Regional program development and implementation
- Monthly Water Use Efficiency Workgroup meetings
- Consumer education and outreach
- Program marketing and communications
- Research and evaluation

KEY INITIATIVES FOR FY 2026-27 & 2027-28

Conservation Framework Technical Assistance Program - Assist Member Agencies in preparing for and achieving compliance with the Conservation as a California Way of Life Framework (the Conservation Framework), adopted by the State Water Board in July 2024, which includes a 2027 Urban Water-Use Objective compliance deadline. MWDOC contracted with Environmental Incentives, Inc. (with subconsultants Maureen Erbeznik and Associates and M.Cubed) in a five-year engagement beginning March 2025 to provide comprehensive technical assistance. Services offered to Member Agencies through the Choice-based structure include Readiness Assessments, Framework Compliance Plans, CII BMP Implementation Plans, CII Customer Classification Systems, and Annual Reporting support and data management.

Landscape Area Measurements Program - Complete landscape classification and measurement services in partnership with Member Agencies and consultant NV5 to support compliance with the Conservation Framework. MWDOC contracted with NV5 in 2021 for Choice-based Member Agency services, including (1) measurement and classification of landscape areas associated with dedicated irrigation meters (DIMs), which is required for calculating the Urban Water Use Objective with a regulatory deadline of 2028; (2) identification of landscapes greater than ½ acre irrigated by mixed-use meters, which is required by the CII Performance Measures component of the Conservation Framework with a regulatory deadline of 2027; and (3) reconciliation of DIM and residential

landscape area measurements conducted by Department of Water Resources to ensure data accuracy and completeness.

Water Use Efficiency Workgroup Framework Support - Facilitate monthly Water Use Efficiency Workgroup meetings to build awareness and knowledge of the Conservation Framework among Member Agency staff. Utilize the Environmental Incentives consultant team to provide deep dives into focused Framework components, create opportunities for information sharing among agencies, and facilitate detailed question-and-answer sessions.

Nonfunctional Turf - Support Member Agencies and public and private commercial property owners with compliance of AB1572, which bans the potable irrigation of non-functional turf starting in 2027. Disseminate information through marketing campaigns, public speaking engagements, and other public interactions.

Landscape Water Efficiency Program Implementation - Continue emphasizing the importance of landscape water use efficiency programs and promoting all programs and resources to consumers in collaboration with Member Agencies. Maximize access to grant funding for program implementation to minimize local funding requirements.

Refreshed Rebate Processing Platform - Implement MWDOC's upgraded rebate processing platform to deliver a top-of-the-line experience for members of the public and Member Agency staff. In January 2026, MWDOC contracted with Submittable Holdings, Inc. for a minimum of five years to deliver a fully refreshed platform with enhanced aesthetics and increased administrative efficiencies.

Research and Evaluation - Conduct, support, and engage with innovative research that advances water use efficiency, regulatory compliance, and related initiatives. Evaluate MWDOC's Trees as a Sustainability Feature Pilot, designed to reduce public costs and increase the benefits of the Turf Replacement Program. Evaluate MWDOC's Pressure Regulating Valve Pilot. Continue to engage in research efforts organized through the California Water Efficiency Partnership, Alliance for Water Efficiency, local universities, and other partners.

Data Innovation - Utilize the newly-upgraded water use efficiency database with updated functionality to store, visualize, and share information with Member Agencies and the public, serving as a regional water use efficiency data hub.

OC Data Acquisition Partnership - Participate in the OC Data Acquisition Partnership to acquire new aerial imagery and related products that support legislative compliance, research activities, water use efficiency program quality control, and other Member Agency needs.

Cost Center 34: Water Use Efficiency (Outside Funding)	*Adopted FY25-26*	*Proposed FY26-27*	*Proposed FY27-28*	*FY25-26 to FY26-27 Variance*	*FY26-27 to FY27-28 Variance*
Department Of Water Resources	395,962	387,775	205,000	(8,187)	(182,775)
Grants From USBR	519,051	321,936	58,750	(197,115)	(263,186)
Revenue - Member Agencies	1,572,525	756,804	424,812	(815,721)	(331,992)
Revenue From MWD	5,861,960	5,476,000	5,547,000	(385,960)	71,000
Revenue Total	**8,349,498**	**6,942,515**	**6,235,562**	**(1,406,983)**	**(706,953)**
Consulting Services	8,349,498	6,942,515	6,235,562	(1,406,983)	(706,953)
Expenditure Total	**8,349,498**	**6,942,515**	**6,235,562**	**(1,406,983)**	**(706,953)**

Cost Center 35: Water Use Efficiency	*Adopted FY25-26*	*Proposed FY26-27*	*Proposed FY27-28*	*FY25-26 to FY26-27 Variance*	*FY26-27 to FY27-28 Variance*
Employee Conference & Travel Expenses (See Exh E)**	-	18,320	18,522	18,320	202
Employee Salaries & Benefits	301,967	291,260	306,876	(10,707)	15,616
Memberships & Sponsorships (See Exh D)	8,550	9,050	9,250	500	200
Other Expenses*	6,000	6,000	6,000	-	-
Professional Services (See Exh J)	215,000	70,000	75,000	(145,000)	5,000
Expenditure Total	**531,517**	**394,630**	**415,648**	**(136,887)**	**21,018**

*Other Expenses include miscellaneous expenses.

**Cost Center reassigned (Employee Conference & Travel Expenses moved from Cost Center 12 to Cost Center 35).

Cost Center 62: Water Use Efficiency (Choice)	*Adopted FY25-26*	*Proposed FY26-27*	*Proposed FY27-28*	*FY25-26 to FY26-27 Variance*	*FY26-27 to FY27-28 Variance*
Choice Revenue	1,183,382	953,736	1,006,935	(229,646)	53,199
Revenue Total	**1,183,382**	**953,736**	**1,006,935**	**(229,646)**	**53,199**
Employee Salaries & Benefits	1,037,202	798,136	866,335	(239,066)	68,199
Other Expenses*	6,650	6,500	6,500	(150)	-
Professional Services (See Exh J)	139,530	149,100	134,100	9,570	(15,000)
Expenditure Total	**1,183,382**	**953,736**	**1,006,935**	**(229,646)**	**53,199**

*Other Expenses include postage and miscellaneous expenses.

WATER LOSS CONTROL

COST CENTERS 36 *(NEW)*, 70

MWDOC's Water Loss Control (WLC) Program helps Member Agencies improve operational accountability by auditing water supplies and implementing controls to minimize system losses. The Program comprises two integral components: the Water Loss Control Technical Assistance Program (WLC-TAP), which provides data analysis services that help agencies comply with state regulations and strategically guide field interventions to achieve an economically optimized level of water loss, and the WLC Shared Services Program, which provides field interventions such as leak detection, customer meter accuracy testing, and pressure surveys.

Since 2015, water loss control regulations have evolved through Senate Bill 555, SB 606, Assembly Bill 1668, AB 1414, and an extensive State Water Resources Control Board formal rulemaking process. To meet Member Agency needs, the WLC-TAP has expanded from five (5) to twelve (12) technical assistance tasks. The WLC Shared Services Program has played an integral role in reducing water loss across the county, with over 7,000 miles of main surveyed and 3,842 leaks found and repaired to date. Every Orange County retail water agency has participated in either the WLC-TAP or the WLC Shared Services Program.

Fundamental activities include:

- Water Loss Control Technical Assistance Program (WLC-TAP)
- Distribution system leak detection services
- Customer meter accuracy testing
- Pressure surveys and system analysis
- Bi-monthly Water Loss Control Workgroup meetings
- State regulatory compliance support
- Water audit validation

KEY INITIATIVES FOR FY 2026-27 & 2027-28

Water Loss Control Technical Assistance Program - Continue providing comprehensive one-on-one technical assistance to Member Agencies through Choice-funded services. In November 2025, the Board approved a new professional services agreement to continue the Water Loss Control Technical Assistance Program (WLC-TAP), which has been in existence for 10 years and has overwhelmingly positive agency participation and feedback. Technical assistance services include State Water Resources Control Board water loss standard assistance, water audit compilation, source or production meter volumetric accuracy testing, water loss compliance plan development, and billing data chain assessment. These activities are fully funded by a combination of participating agency and Metropolitan funding and, therefore, have not previously been included in the MWDOC budget. Starting with the FY26-28 Biennial Budget, the revenue and expenses for these activities are now reflected in the Water Loss Control Choice Budget.

Distribution System Leak Detection Services - Continue expanding the District's highly successful leak detection services that have grown from an initial 500 miles per year to more than 1,600 miles per year. As of FY 2025-26, 26 out of 29 Orange County retail water agencies (89%) have accessed these services. To date, 3,842 hidden leaks

(leaks that have not surfaced) have been found through this program, with water savings estimated at more than 1,070 acre-feet per year (valued at $908,111 annually based on variable production and customer retail unit costs). Beyond variable cost savings, the program has saved Member Agencies significant capital costs by detecting and repairing system leaks before they result in potentially catastrophic damage to facilities, assets, or private property.

Metropolitan Funding Coordination - Continue securing Metropolitan funding to offset costs for participating retail agencies, maximizing the value of the Water Loss Control Program and minimizing local funding requirements.

Water Loss Control Workgroup - Facilitate bi-monthly Water Loss Control Workgroup meetings with consistent, robust attendance from retail water agency staff. These workgroups serve as a venue for agencies to develop an understanding of water loss control regulations and best practices, share experiences and ideas, and receive updates on regulatory developments and technical assistance opportunities.

Regulatory Compliance Support - Provide ongoing monitoring, tracking, and technical assistance to help Member Agencies comply with existing and evolving water loss control regulations. Advocate for Orange County agencies by interfacing directly with the State Water Resources Control Board and Department of Water Resources staff. Support agencies in meeting reporting requirements, achieving compliance targets, and implementing cost-effective water loss reduction strategies.

Data Management and Analysis Tools - Continue utilizing and enhancing dashboards developed to manage, analyze, and interpret compliance trends, customer meter accuracy testing results, and leak detection data. These tools support both MWDOC staff program management and Member Agency decision-making.

Cost Center 36: Water Loss Control	***Adopted FY25-26***	***Proposed FY26-27***	***Proposed FY27-28***	***FY25-26 to FY26-27 Variance***	***FY26-27 to FY27-28 Variance***
Employee Conference & Travel Expenses (See Exh E)**	-	13,750	14,305	13,750	555
Employee Salaries & Benefits**	-	182,814	197,792	182,814	14,978
Memberships & Sponsorships (See Exh D)**	-	2,285	2,376	2,285	91
Professional Services (See Exh J)**	-	100,000	100,000	100,000	-
Expenditure Total	-	298,849	314,473	298,849	15,624

**Cost Center reassigned (Employee Salaries & Benefits and Professional Services moved from Cost Center 35 to Cost Center 36, Employee Conference & Travel Expenses and Memberships & Sponsorships moved from Cost Center 12 to Cost Center 36).

Cost Center 70: Water Loss Control (Choice)	*Adopted FY25-26*	*Proposed FY26-27*	*Proposed FY27-28*	*FY25-26 to FY26-27 Variance*	*FY26-27 to FY27-28 Variance*
Choice Revenue	369,444	1,119,596	1,169,193	750,152	49,597
Revenue From MWD	312,321	248,355	248,355	(63,966)	-
Revenue Total	**681,765**	**1,367,951**	**1,417,548**	**686,186**	**49,597**
Employee Salaries & Benefits	574,575	619,651	658,228	45,076	38,577
Facilities & Vehicle Expenses	10,500	14,100	14,120	3,600	20
Other Expenses*	9,000	9,000	10,000	-	1,000
Professional Services (See Exh J)	83,270	720,000	730,000	636,730	10,000
Software & Hardware	2,420	3,200	3,200	780	-
Training Expenses (See Exh J)	2,000	2,000	2,000	-	-
Expenditure Total	**681,765**	**1,367,951**	**1,417,548**	**686,186**	**49,597**

*Other Expenses include miscellaneous expenses.

METROPOLITAN & WATER RESOURCES

COST CENTER 23

Metropolitan Issues and Water Policy provides analysis on regional issues and policies, as well as water supply and demand coordination and analysis. Over the years, the Metropolitan Issues and Water Policy team has also become the primary clearinghouse on local, regional, state, and federal water policy issues. Staff ensures all key policy issues are analyzed and thoroughly evaluated for the MWDOC Board of Directors, our MWDOC-MET Delegation, and MWDOC's Member Agencies. As it relates to Metropolitan issues, the team represents and advocates for Orange County on local resource projects and programs, water costs and rates, regional storage, water supply reliability management, demand management programs, water use efficiency programs, and water policy implementation.

Fundamental activities include:

- Metropolitan policy analysis and Board engagement
- Preparation and delivery of Metropolitan pass-through water charges to Member Agencies
- Preparation of monthly/annual water usage reports and maintenance of various water usage databases
- Water supply reporting, demand coordination, and forecasting
- Regional and state water policy monitoring and analysis
- Financial and rate analysis
- Orange County advocacy on Metropolitan issues
- Strategic planning and long-term reliability assessment
- Coordination with the MWDOC-MET Delegation

KEY INITIATIVES FOR FY 2026-27 & 2027-28

Pure Water Southern California Development - Evaluate and analyze Pure Water Southern California's planning, staging, and financial configuration as Metropolitan presents proposals to its Board for consideration. Conduct cost-of-service analysis to assess rate impacts on MWDOC and Member Agencies. Advocate for cost-effective implementation that supports regional water supply reliability while maintaining equitable cost allocation. Monitor project development milestones, financing strategies, and integration with Metropolitan's overall water supply portfolio.

State Water Project Reliability Enhancement - Support prioritizing improvements to the operational flexibility of State Water Project-dependent areas of the Metropolitan system to ensure a balanced reliability for all Metropolitan Member Agencies. Encourage Metropolitan's engagement in addressing subsidence issues along the California Aqueduct and in investing in additional storage access, particularly through involvement in the Sites Reservoir. Advocate for Metropolitan to renegotiate storage and banking programs along the State Water Project to improve "take" capacity and enhance drought resilience.

Colorado River Post-2026 Guidelines Implementation - Monitor key meetings and discussions on Colorado River management following implementation of post-2026 updated guidelines. Analyze impacts on Metropolitan's Colorado River supplies and associated costs to MWDOC and its Member Agencies. Advocate for suitable Colorado River salinity control measures and actions. Coordinate with California water agencies and the MWDOC-MET

Delegation to protect Orange County's interests in Colorado River management decisions.

Climate Adaptation Master Plan for Water - Fully engage in Metropolitan's Climate Adaptation Master Plan for Water (CAMP4W) process while Metropolitan analyzes additional long-term improvements to create a drought-resilient network of facilities that strengthens regional water supply reliability. Evaluate Time-Bound Targets, the Framework for Climate Decision-Making, new policies and initiatives, and alignment with Metropolitan's Business Model. Continue dialogue to develop meaningful long-term objectives and reinforce collective dedication to advancing Metropolitan's mission while protecting Orange County interests.

Cost Center 23: Metropolitan & Water Resources	***Adopted FY25-26***	***Proposed FY26-27***	***Proposed FY27-28***	***FY25-26 to FY26-27 Variance***	***FY26-27 to FY27-28 Variance***
Employee Conference & Travel Expenses (See Exh E)**	-	850	884	850	34
Employee Salaries & Benefits	482,629	531,473	557,483	48,844	26,010
Memberships & Sponsorships (See Exh D)**	-	17,680	18,387	17,680	707
Other Expenses*	1,500	1,500	1,500	-	-
Professional Services (See Exh J)	100,000	95,000	103,000	(5,000)	8,000
Expenditure Total	**584,129**	**646,503**	**681,254**	**62,374**	**34,751**

*Other Expenses include miscellaneous expenses.

**Cost Center Reassigned (Employee Conference & Travel Expenses and Memberships & Sponsorships moved from Cost Center 12 to Cost Center 23).

GOVERNMENT AFFAIRS & POLICY

COST CENTER 31

Government Affairs (GA) works at the local, state, and national levels with Member Agencies, regional partners (the cities of Anaheim, Fullerton, and Santa Ana, Metropolitan, and Metropolitan Member Agencies), organizations, delegations, regulatory agencies, and bureaus to advance Orange County's water agenda. Central to this effort are policy, legislative, and regulatory developments and opportunities.

GA relies on local, state, and federal advocates to track, monitor, and assist in educational outreach. The Grants Tracking and Acquisition Program continues to be an asset for Member Agencies, providing timely information and helpful tools to obtain funding for various programs and infrastructure. Outreach to new and returning members of the Orange County congressional, state, and local delegations remains a high priority.

Fundamental activities include:

- Federal, state, and local legislative outreach and advocacy
- Grant identification and application support
- Orange County delegation engagement
- Policy analysis and position development
- Coalition building and stakeholder coordination
- Regulatory compliance advocacy
- Administration of the Water Advisory Committee of Orange County (WACO) and the Independent Special Districts of Orange County (ISDOC)

KEY INITIATIVES FOR FY 2026-27 & 2027-28

WaterSMART Grant Program Advocacy - Work with the Orange County Congressional delegation and federal administration to maintain and advocate for WaterSMART grant funding opportunities that benefit Orange County water agencies. Collaborate with Water Use Efficiency and Water Loss Control to enhance MWDOC's programs by highlighting successes while actively working to increase federal funding opportunities. Currently, the United States Bureau of Reclamation's WaterSMART grant program does not provide grants for distribution system leak detection. Meet with members of the Orange County congressional delegation to highlight Water Loss Control Program successes and request assistance with the Bureau. Meet with WaterSMART program staff and other Bureau personnel to advocate for expanded funding criteria. Work with Bureau staff or Congress to modify funding criteria to include distribution system leak detection and other water efficiency measures.

Conservation as a California Way of Life Compliance Advocacy - Engage in state-level advocacy to support Member Agency compliance with Conservation as a California Way of Life Framework requirements. Advocate for adequate state funding and technical assistance to support compliance efforts. Coordinate with Member Agencies to identify and address implementation challenges.

Colorado River Post-2026 Operations - Continue monitoring activities and processes relating to Colorado River management following the expiration of interim guidelines and drought contingency plans at the end of 2026.

Work with California water agencies to present strong arguments and messaging for California's role and leadership in the Colorado River Basin. Identify opportunities to engage the California congressional delegation to support legislation that helps California and the Basin. Ensure dedicated federal dollars benefit California water agencies. Coordinate with Metropolitan's Washington, D.C. staff on all Colorado River matters to support Metropolitan as the water rights holder for MWDOC's imported water from the Colorado River. Once the new operating agreement has been adopted by all seven states and Mexico, both federal and state legislation will be required for implementation, so the focus will shift to legislation development.

Low-Income Rate Assistance (LIRA) Program Development - Support water industry-led efforts to develop workable low-income rate assistance programs. Participate in working groups and task force meetings with the California Municipal Utilities Association (CMUA) and Association of California Water Agencies (ACWA). Meet with members of the Orange County delegation to request support for industry-sponsored proposals. Engage in outreach efforts that highlight the need for flexibility in LIRA programs, recognizing that different water providers serve different populations and have varying administrative infrastructure and funding capabilities to implement programs.

Grants Training and Capacity Building - Provide grants training led by experienced and successful grant consultants to build capacity among MWDOC and Member Agency staff. Training will cover strategies for crafting competitive proposals, understanding funding agency priorities, developing program budgets, and navigating application processes. Enhance Member Agencies' abilities to secure federal, state, and local funding for water infrastructure, conservation programs, and other priority projects.

State Legislative and Regulatory Engagement - Track, analyze, and engage on state legislation and regulations affecting water agencies, including water supply development, conservation requirements, water quality standards, and utility operations. Coordinate with water industry associations and coalition partners to advance positions that benefit Orange County water agencies and their customers.

Cost Center 31: Government Affairs & Policy	***Adopted FY25-26***	***Proposed FY26-27***	***Proposed FY27-28***	***FY25-26 to FY26-27 Variance***	***FY26-27 to FY27-28 Variance***
Employee Conference & Travel Expenses (See Exh E)**	-	27,107	26,505	27,107	(602)
Employee Salaries & Benefits	247,546	182,986	184,940	(64,560)	1,954
Memberships & Sponsorships (See Exh D)**	12,500	69,178	71,883	56,678	2,705
Other Expenses*	1,500	10,000	10,000	8,500	-
Professional Services (See Exh J)	394,000	370,000	370,000	(24,000)	-
Training Expenses (See Exh J)	15,000	-	-	(15,000)	-
Expenditure Total	**670,546**	**659,271**	**663,328**	**(11,275)**	**4,057**

*Other Expenses include miscellaneous expenses.

**Cost Center reassigned (Employee Conference & Travel Expenses and Memberships & Sponsorships moved from Cost Center 12 to Cost Center 31).

7. CHOICE & SHARED SERVICES PROGRAMS FOR FY 2026-27 AND 2027-28

MWDOC also offers several programs through a Shared Services structure via the Choice Program format.[5] This provides MWDOC's Member Agencies with a mechanism for pooling resources to develop high-quality programs with an economies-of-scale approach. Many of these program offerings provide Member Agencies with a pathway to meet regulatory requirements, adhere to best management practices, and perform other common water utility functions at a fraction of the cost or administrative burden of implementing the program individually. Additionally, by participating in these programs, MWDOC's Member Agencies can customize them to suit their individual needs while ensuring consistency and integration across MWDOC's service area.

PERMANENT CHOICE PROGRAMS

WATER USE EFFICIENCY

MWDOC's Water Use Efficiency Program is implemented as a hybrid program with policy, workgroup, and grant acquisition-related tasks funded as Core activities through the MWDOC General Fund and all other activities funded by participating retail agencies as Choice activities. All Orange County retail agencies actively participate in MWDOC's Choice-based Water Use Efficiency Programs.

MWDOC continues to develop, implement, and evaluate a broad menu of water use efficiency programs on behalf of its Member Agencies. These programs serve all customer classes and water-use types, with an emphasis on landscape water-saving opportunities, as approximately 60% (and sometimes up to 80%) of total water use in Orange County is used for landscaping. Staff will continue to maximize grant funding to minimize local funding needs.

Shared Services that support Member Agencies' compliance with the Making Conservation a California Way of Life Framework (Conservation Framework) are offered through the Conservation Framework Technical Assistance Program (Framework TAP) and the Meter Area Measurements Program (MAM Program).

Through the Framework TAP, Member Agencies may access consultant services for Compliance Readiness Assessments, Framework Compliance Plans, Commercial, Industrial, and Institutional (CII) BMP Implementation Plans, CII Customer Classification Systems, and annual reporting support and data management. Twenty-one (21) of Orange County's twenty-six (26) urban water suppliers have accessed these services. In addition to providing funding through Metropolitan's Conservation Credits Program, MWDOC has secured two federal grants totaling $200,000 for this project. Through 2025, MWDOC has provided a 60% cost-share, directly reducing Member Agency participation costs.

[5] The schedule for the Budget process impacts the timing of Choice Budget elections by Member Agencies. Therefore, the Choice Budget estimates in the Draft Budget should be considered preliminary.

The MAM Program supports Member Agency compliance with the landscape mapping requirements of the Conservation Framework, including the identification, measurement and classification of landscape areas associated with dedicated irrigation meters (DIMs), the identification of landscapes greater than ½ acre irrigated by mixed-use meters, and the reconciliation of DIM and residential landscape area measurements conducted by the Department of Water Resources to ensure data accuracy and completeness. Twenty (20) Orange County urban water suppliers access the MAM program. With funding from the Metropolitan Conservation Credits Program and $218,000 in procured state grant funding, MWDOC has provided an 80% cost share for this Program, significantly reducing the cost of Member Agency participation.

WATER LOSS CONTROL SHARED SERVICES

MWDOC's Water Loss Control Program is centered around Shared Services. Since 2019, MWDOC has offered Water Audit Validation, Distribution System Leak Detection services, Meter Accuracy Testing, and Pressure Surveys as ongoing Shared Services. Water Audit Validation remains a popular service, with 25 agencies using MWDOC to validate their water audits in compliance with SB 555. The Meter Accuracy Testing Program has seen increased participation, with over 2,700 meters tested to date.

Distribution System Leak Detection services have expanded significantly since 2020. There has been over a 220% increase in the miles of distribution system surveyed from FY 2019-20 to FY 2025-26, bringing the total surveyed to 7,163 miles. Additionally, the number of agencies accessing these services each year has also been increasing over time. As of FY 2025-26, 26 out of 29 retail water agencies (89%) in Orange County have accessed these services.

To date, 3,842 hidden leaks (leaks that have not surfaced) have been found through this Program. Water savings are estimated at more than 1,070 acre-feet per year with a value of $908,111 annually (based on variable production and customer retail unit costs). Additionally, MWDOC has secured funding from Metropolitan to offset costs to participating retail agencies. In addition to the variable costs, MWDOC's Water Loss Control Program has saved MWDOC's Member Agencies significant capital costs by detecting and repairing system leaks before they result in potentially catastrophic damage to facilities, assets, or private property.



MWDOC leak detection technicians use listening equipment to find hidden leaks.

K-12 WATER EDUCATION PROGRAM

Through interactive assemblies and inquiry-based activities aligned with academic standards, Orange County's youngest water users develop a strong foundation in water knowledge. This prepares them to make informed decisions about water usage and how to protect its long-term quality and availability. The MWDOC Choice School Programs save Orange County water providers significant time and money while providing consistent, vetted, water-focused educational programming for all students participating in the Programs and encouraging the next generation to consider careers in water.

LIMITED-TERM SHARED SERVICES PROGRAMS

LEAD AND COPPER RULE IMPROVEMENT TECHNICAL SUPPORT

Provide pass-through, Shared Service technical support to Member Agencies as they navigate compliance with the Lead and Copper Rule Improvements. This assistance helps agencies understand regulatory requirements, develop compliance strategies, and implement necessary system improvements.



8. WATER RATES AND CHARGES

MWDOC's rates and fees generally fall into three categories: (1) pass-through of costs from Metropolitan for imported water rates and charges; (2) specific charges for services contracted by our Member Agencies (Choice Budget); and (3) charges for MWDOC services that apply to all our Member Agencies (Core Budget).

MWDOC's revenue funding for its Core Budget is comprised of the Retail Meter Service Charge and the Groundwater Customer Charge. The rate structure was initially developed as part of the 2016 rate study and was implemented by the MWDOC Board of Directors for FY 2016-17. The rate structure was reevaluated in 2021, with modifications to the methodology for the Groundwater Customer Charge. This 2021 rate structure is used for the FY 2026-27 and FY 2027-28 Budget and rates.

PROPOSED NEW RATES

Based on the Proposed Budget and the current rate structure:

- **For FY 2026-27, the proposed Retail Meter Service Charge is $15.70 per meter**
- **For FY 2027-28, the proposed Retail Meter Service Charge is $16.25 per meter**

- **For FY 2026-27, the proposed Groundwater Customer Charge is $427,658**
- **For FY 2027-28, the proposed Groundwater Customer Charge is $441,989**

All other charges cover the cost of water supply, including Metropolitan water purchases and Metropolitan-associated charges (i.e., Readiness-to-Serve (RTS), Capacity Charge, Treated Peaking Capacity Charge, Treatment Used Standby Capacity Charge, and Treatment Remaining Standby Capacity).

The proposed Total Water Budget for FY 2026-27 and FY 2027-28 includes water purchases of 119,158 Acre-Feet (AF) and 124,158 AF, respectively, as well as anticipated Local Resource Program incentives of $2,872,750 and $2,987,660 respectively, a decrease of -$967,826 (-25.2%), RTS Charges, Capacity Charges, Treated Peaking Capacity Charge, Treatment Used Standby Capacity Charge, Treatment Used Standby Charge, and the South County Pipeline (SCP) / Santiago Aqueduct Commission (SAC) Surcharge[6].

[6] Summary of Water Fund revenues and expenses can be found in Exhibit A5.

Municipal Water District of Orange County (MWDOC)

BIENNIAL BUDGET

Fiscal Years 2026–27 & 2027–28

Final Draft

Mission Statement

To provide reliable, high-quality supplies from the Metropolitan Water District of Southern California (Metropolitan) and other sources to meet present and future needs, at an equitable and economical cost, and to promote water use efficiency for all of Orange County.

Municipal Water District of Orange County (MWDOC) Biennial Budget
Summary Of Revenue And Expenses By Accounts
Core Fund

	Adopted FY25-26	Projected FY25-26	Proposed FY26-27	Proposed FY27-28	FY25-26 to FY26-27 Variance	FY26-27 to FY27-28 Variance
Revenue						
4050-RETAIL CONNECTION CHARGE (See Exh C)	$ 9,939,371	$ 9,939,371	$ 10,278,727	$ 10,686,812	$ 339,356	$ 408,085
4055-GROUND WATER CUSTOMER CHARGE	$ 414,371	$ 414,371	$ 427,658	$ 441,989	$ 13,287	$ 14,331
4105-INTEREST REVENUE	$ 916,000	$ 931,000	$ 962,952	$ 810,785	$ 46,952	$ (152,167)
4230-REIMBURSEMENTS	$ -	$ 1,222,000	$ 33,333	$ 33,333	$ 33,333	$ -
4240-MISCELLANEOUS INCOME	$ 5,000	$ 1,200	$ 5,000	$ 5,000	$ -	$ -
4705-PRIOR YEAR CARRYOVER	$ -	$ -	$ 195,380	$ 60,207	$ 195,380	$ (135,173)
4XXX-REIMB FROM OPEB RESERVE/115 TRUST	$ 122,517	$ 107,000	$ 123,710	$ 128,658	$ 1,193	$ 4,948
Revenue Total	**$ 11,397,259**	**$ 12,614,942**	**$ 12,026,760**	**$ 12,166,784**	**$ 629,501**	**$ 140,024**
Expenditure						
6010-SALARIES AND WAGES - ADMIN	$ 4,952,736	$ 4,881,633	$ 5,361,437	$ 5,761,020	$ 408,701	$ 399,583
6012-GRANT RECOVERY - SALARIES	$ (33,000)	$ (33,000)	$ -	$ -	$ 33,000	$ -
6090-DIRECTORS COMPENSATION - MWDOC	$ 281,917	$ 275,208	$ 290,942	$ 300,923	$ 9,025	$ 9,981
6095-DIRECTORS COMPENSATION-MET	$ 161,096	$ 156,399	$ 166,253	$ 171,956	$ 5,157	$ 5,703
6105-BENEFITS ADMIN	$ 1,525,517	$ 1,592,790	$ 1,784,137	$ 1,864,065	$ 258,620	$ 79,928
6109-UNFUNDED PENSION	$ 207,000	$ 207,000	$ 207,000	$ 207,000	$ -	$ -
6111-OVERHEAD REIMBURSEMENT	$ (504,105)	$ (94,640)	$ (439,671)	$ (473,083)	$ 64,434	$ (33,412)
6115-DIRECTORS BENEFITS	$ 158,371	$ 152,929	$ 174,974	$ 181,496	$ 16,603	$ 6,522
6120-HEALTH INSURANCE FOR RETIREES	$ 122,517	$ 107,000	$ 123,710	$ 128,658	$ 1,193	$ 4,948
6205-TRAINING EXPENSE (See Exh J)	$ 82,445	$ 52,000	$ 56,500	$ 58,500	$ (25,945)	$ 2,000
6210-TUITION REIMBURSEMENT	$ 6,500	$ 7,662	$ 6,900	$ 7,100	$ 400	$ 200
6220-TEMPORARY HELP EXPENSE	$ 5,000	$ -	$ 5,000	$ 5,000	$ -	$ -
7010-OUTSIDE CONSULTING SERVICES (See Exh J)	$ 570,000	$ 1,707,850	$ 450,000	$ 398,000	$ (120,000)	$ (52,000)
7020-LEGAL EXPENSE (See Exh J)	$ 260,000	$ 266,000	$ 257,040	$ 263,121	$ (2,960)	$ 6,081
7030-AUDIT EXPENSE (See Exh J)	$ 37,445	$ 32,455	$ 38,418	$ 39,420	$ 973	$ 1,002
7040-PROFESSIONAL SERVICES (See Exh J)	$ 914,200	$ 821,000	$ 870,675	$ 824,014	$ (43,525)	$ (46,661)
7110-CONFERENCE - EMPLOYEE (See Exh E)	$ 42,497	$ 39,465	$ 46,111	$ 48,570	$ 3,614	$ 2,459
7115-CONFERENCE EXPENSE-DIRECTOR (See Exh F)	$ 17,155	$ 21,095	$ 21,784	$ 22,617	$ 4,629	$ 833
7150-TRAVEL/ACCOMMODATION-EMPLOYEE (See Exh E)	$ 85,900	$ 78,169	$ 75,620	$ 77,826	$ (10,280)	$ 2,206
7155-TRAVEL/ACCOMMODATION-DIRECTOR (See Exh F)	$ 36,625	$ 36,050	$ 31,400	$ 32,536	$ (5,225)	$ 1,136
7210-MEMBERSHIP & SPONSORSHIP (See Exh D)	$ 221,386	$ 220,941	$ 201,308	$ 208,717	$ (20,078)	$ 7,409
7220-EDUCATION INITIATIVE	$ 35,000	$ -	$ 45,000	$ 45,000	$ 10,000	$ -
7250-CDR SUPPORT	$ 72,650	$ 72,648	$ 77,272	$ 77,272	$ 4,622	$ -
7305-BUSINESS EXPENSE	$ 5,500	$ 5,607	$ 5,720	$ 5,949	$ 220	$ 229
7310-OFFICE MAINTENANCE	$ 156,000	$ 150,000	$ 163,385	$ 169,921	$ 7,385	$ 6,536
7315-BUILDING REPAIR & MAINTENANCE	$ 57,200	$ 59,000	$ 64,381	$ 66,957	$ 7,181	$ 2,576
7320-STORAGE RENTAL AND EQUIP LEASE	$ 1,125	$ 1,000	$ 1,170	$ 1,217	$ 45	$ 47
7330-OFFICE SUPPLIES	$ 28,000	$ 25,000	$ 28,000	$ 29,120	$ -	$ 1,120
7340-POSTAGE-MAIL DELIVERY	$ 8,800	$ 7,500	$ 8,124	$ 8,209	$ (676)	$ 85
7350-SUBSCRIPTIONS-BOOKS	$ 10,000	$ 11,500	$ 6,500	$ 6,760	$ (3,500)	$ 260
7360-REPRODUCTION EXPENSE	$ 108,500	$ 110,000	$ 104,000	$ 109,970	$ (4,500)	$ 5,970
7410-COMPUTER AND PERIPHERALS MAINT	$ 15,850	$ 13,000	$ 15,300	$ 16,853	$ (550)	$ 1,553
7430-SOFTWARE PURCHASE	$ 269,311	$ 154,900	$ 228,543	$ 241,259	$ (40,768)	$ 12,716
7440-SOFTWARE SUPPORT	$ 20,000	$ 59,600	$ 3,600	$ 3,800	$ (16,400)	$ 200
7450-COMPUTERS AND EQUIPMENT	$ 45,250	$ 30,000	$ 12,750	$ 12,750	$ (32,500)	$ -
7610-AUTOMOTIVE EXPENSE-MILEAGE	$ 11,500	$ 10,600	$ 11,500	$ 11,680	$ -	$ 180
7615-TOLL ROAD CHARGES	$ 550	$ 500	$ 550	$ 560	$ -	$ 10
7620-INSURANCE EXPENSE	$ 233,950	$ 210,000	$ 238,426	$ 247,965	$ 4,476	$ 9,539
7640-UTILITIES-TELEPHONE	$ 47,474	$ 38,430	$ 43,675	$ 45,421	$ (3,799)	$ 1,746
7650-BANK FEES	$ 2,400	$ 100	$ 1,600	$ 1,600	$ (800)	$ -
7670-MISCELLANEOUS EXPENSE	$ 135,200	$ 160,152	$ 103,500	$ 106,891	$ (31,700)	$ 3,391
8510-MWDOCS CONTRIB TO PROGRAMS	$ 353,149	$ 353,149	$ 399,019	$ 424,680	$ 45,870	$ 25,661
8710-ELECTION EXPENSES	$ 605,000	$ 605,000	$ 600,000	$ 470,000	$ (5,000)	$ (130,000)
8810-CAPITAL ACQUISITION	$ 25,000	$ 7,500	$ -	$ -	$ (25,000)	$ -
8811-BUILDING EXPENSE	$ -	$ -	$ 75,000	$ -	$ 75,000	$ (75,000)
Expenditure Total	**$ 11,398,611**	**$ 12,613,192**	**$ 11,966,553**	**$ 12,231,290**	**$ 567,942**	**$ 264,737**
Net Increase to (Use of) Reserves	**$ (1,352)**	**$ 1,749**	**$ 60,207**	**$ (64,506)**	**$ 61,559**	**$ (124,713)**

Municipal Water District of Orange County (MWDOC) Biennial Budget
Summary Of Revenue And Expenses By Accounts
Choice Fund

	Adopted FY25-26	Projected FY25-26	Proposed FY26-27	Proposed FY27-28	FY25-26 to FY26-27 Variance	FY26-27 to FY27-28 Variance
Revenue						
4215-CHOICE REVENUE	$ 2,057,635	$ 1,712,991	$ 2,598,279	$ 2,718,591	$ 540,644	$ 120,312
4230-REIMBURSEMENTS	$ -	$ -	$ 203,000	$ 215,667	$ 203,000	$ 12,667
4305-REVENUE FROM MWD	$ 312,321	$ 252,011	$ 248,355	$ 248,355	$ (63,966)	$ -
4705-PRIOR YEAR CARRYOVER	$ 944	$ 3	$ -	$ -	$ (944)	$ -
Revenue Total	**$ 2,370,900**	**$ 1,965,005**	**$ 3,049,634**	**$ 3,182,613**	**$ 678,734**	**$ 132,979**
Expenditure						
6010-SALARIES AND WAGES - ADMIN	$ 889,498	$ 757,449	$ 788,413	$ 845,351	$ (101,085)	$ 56,938
6012-GRANT RECOVERY - SALARIES	$ (15,000)	$ (6,578)	$ -	$ -	$ 15,000	$ -
6105-BENEFITS ADMIN	$ 248,957	$ 208,118	$ 207,218	$ 225,942	$ (41,739)	$ 18,724
6111-OVERHEAD REIMBURSEMENT	$ 504,105	$ 420,879	$ 439,671	$ 473,083	$ (64,434)	$ 33,412
6205-TRAINING EXPENSE (See Exh J)	$ 2,000	$ 2,200	$ 2,000	$ 2,000	$ -	$ -
7040-PROFESSIONAL SERVICES (See Exh J)	$ 710,458	$ 555,300	$ 1,576,452	$ 1,599,317	$ 865,994	$ 22,865
7332-SUPPLIES - WATER LOSS CONTROL	$ 4,000	$ 3,400	$ 4,000	$ 4,500	$ -	$ 500
7340-POSTAGE-MAIL DELIVERY	$ 650	$ 500	$ 500	$ 500	$ (150)	$ -
7430-SOFTWARE PURCHASE	$ 2,420	$ 2,200	$ 3,200	$ 3,200	$ 780	$ -
7610-AUTOMOTIVE EXPENSE-MILEAGE	$ 100	$ 100	$ 100	$ 120	$ -	$ 20
7612-VEHICLE EXPENSE	$ 10,000	$ 10,000	$ 12,000	$ 12,000	$ 2,000	$ -
7615-TOLL ROAD CHARGES	$ 400	$ 1,500	$ 2,000	$ 2,000	$ 1,600	$ -
7620-INSURANCE EXPENSE	$ 200	$ 177	$ 200	$ 220	$ -	$ 20
7640-UTILITIES-TELEPHONE	$ 2,112	$ 2,760	$ 2,880	$ 2,880	$ 768	$ -
7670-MISCELLANEOUS EXPENSE	$ 11,000	$ 7,000	$ 11,000	$ 11,500	$ -	$ 500
Expenditure Total	**$ 2,370,900**	**$ 1,965,005**	**$ 3,049,634**	**$ 3,182,613**	**$ 678,734**	**$ 132,979**
Net Increase to (Use of) Reserves	**$ -**	**$ -**	**$ -**	**$ -**	**$ -**	**$ -**

Municipal Water District of Orange County (MWDOC) Biennial Budget
Summary Of Revenue And Expenses By Accounts
Consolidated (Core And Choice Funds)

	Adopted FY25-26	Projected FY25-26	Proposed FY26-27	Proposed FY27-28	FY25-26 to FY26-27 Variance	FY26-27 to FY27-28 Variance
Revenue						
4050-RETAIL CONNECTION CHARGE (See Exh C)	$ 9,939,371	$ 9,939,371	$ 10,278,727	$ 10,686,812	$ 339,356	$ 408,085
4055-GROUND WATER CUSTOMER CHARGE	$ 414,371	$ 414,371	$ 427,658	$ 441,989	$ 13,287	$ 14,331
4105-INTEREST REVENUE	$ 916,000	$ 931,000	$ 962,952	$ 810,785	$ 46,952	$ (152,167)
4215-CHOICE REVENUE	$ 2,057,635	$ 1,712,991	$ 2,598,279	$ 2,718,591	$ 540,644	$ 120,312
4230-REIMBURSEMENTS	$ -	$ 1,222,000	$ 236,333	$ 249,000	$ 236,333	$ 12,667
4240-MISCELLANEOUS INCOME	$ 5,000	$ 1,200	$ 5,000	$ 5,000	$ -	$ -
4305-REVENUE FROM MWD	$ 312,321	$ 252,011	$ 248,355	$ 248,355	$ (63,966)	$ -
4705-PRIOR YEAR CARRYOVER	$ 944	$ 3	$ 195,380	$ 60,207	$ 194,436	$ (135,173)
4XXX-REIMB FROM OPEB RESERVE/115 TRUST	$ 122,517	$ 107,000	$ 123,710	$ 128,658	$ 1,193	$ 4,948
Revenue Total	**$ 13,768,159**	**$ 14,579,947**	**$ 15,076,394**	**$ 15,349,397**	**$ 1,308,235**	**$ 273,003**
Expenditure						
6010-SALARIES AND WAGES - ADMIN	$ 5,842,234	$ 5,639,082	$ 6,149,850	$ 6,606,371	$ 307,616	$ 456,521
6012-GRANT RECOVERY - SALARIES	$ (48,000)	$ (39,578)	$ -	$ -	$ 48,000	$ -
6090-DIRECTORS COMPENSATION - MWDOC	$ 281,917	$ 275,208	$ 290,942	$ 300,923	$ 9,025	$ 9,981
6095-DIRECTORS COMPENSATION-MET	$ 161,096	$ 156,399	$ 166,253	$ 171,956	$ 5,157	$ 5,703
6105-BENEFITS ADMIN	$ 1,774,474	$ 1,800,908	$ 1,991,355	$ 2,090,007	$ 216,881	$ 98,652
6109-UNFUNDED PENSION	$ 207,000	$ 207,000	$ 207,000	$ 207,000	$ -	$ -
6111-OVERHEAD REIMBURSEMENT	$ -	$ 326,239	$ -	$ -	$ -	$ -
6115-DIRECTORS BENEFITS	$ 158,371	$ 152,929	$ 174,974	$ 181,496	$ 16,603	$ 6,522
6120-HEALTH INSURANCE FOR RETIREES	$ 122,517	$ 107,000	$ 123,710	$ 128,658	$ 1,193	$ 4,948
6205-TRAINING EXPENSE (See Exh J)	$ 84,445	$ 54,200	$ 58,500	$ 60,500	$ (25,945)	$ 2,000
6210-TUITION REIMBURSEMENT	$ 6,500	$ 7,662	$ 6,900	$ 7,100	$ 400	$ 200
6220-TEMPORARY HELP EXPENSE	$ 5,000	$ -	$ 5,000	$ 5,000	$ -	$ -
7010-OUTSIDE CONSULTING SERVICES (See Exh J)	$ 570,000	$ 1,707,850	$ 450,000	$ 398,000	$ (120,000)	$ (52,000)
7020-LEGAL EXPENSE (See Exh J)	$ 260,000	$ 266,000	$ 257,040	$ 263,121	$ (2,960)	$ 6,081
7030-AUDIT EXPENSE (See Exh J)	$ 37,445	$ 32,455	$ 38,418	$ 39,420	$ 973	$ 1,002
7040-PROFESSIONAL SERVICES (See Exh J)	$ 1,624,658	$ 1,376,300	$ 2,447,127	$ 2,423,331	$ 822,469	$ (23,796)
7110-CONFERENCE - EMPLOYEE (See Exh E)	$ 42,497	$ 39,465	$ 46,111	$ 48,570	$ 3,614	$ 2,459
7115-CONFERENCE EXPENSE-DIRECTOR (See Exh F)	$ 17,155	$ 21,095	$ 21,784	$ 22,617	$ 4,629	$ 833
7150-TRAVEL/ACCOMMODATION-EMPLOYEE (See Exh E)	$ 85,900	$ 78,169	$ 75,620	$ 77,826	$ (10,280)	$ 2,206
7155-TRAVEL/ACCOMMODATION-DIRECTOR (See Exh F)	$ 36,625	$ 36,050	$ 31,400	$ 32,536	$ (5,225)	$ 1,136
7210-MEMBERSHIP & SPONSORSHIP (See Exh D)	$ 221,386	$ 220,941	$ 201,308	$ 208,717	$ (20,078)	$ 7,409
7220-EDUCATION INITIATIVE	$ 35,000	$ -	$ 45,000	$ 45,000	$ 10,000	$ -
7250-CDR SUPPORT	$ 72,650	$ 72,648	$ 77,272	$ 77,272	$ 4,622	$ -
7305-BUSINESS EXPENSE	$ 5,500	$ 5,607	$ 5,720	$ 5,949	$ 220	$ 229
7310-OFFICE MAINTENANCE	$ 156,000	$ 150,000	$ 163,385	$ 169,921	$ 7,385	$ 6,536
7315-BUILDING REPAIR & MAINTENANCE	$ 57,200	$ 59,000	$ 64,381	$ 66,957	$ 7,181	$ 2,576
7320-STORAGE RENTAL AND EQUIP LEASE	$ 1,125	$ 1,000	$ 1,170	$ 1,217	$ 45	$ 47
7330-OFFICE SUPPLIES	$ 28,000	$ 25,000	$ 28,000	$ 29,120	$ -	$ 1,120
7332-SUPPLIES - WATER LOSS CONTROL	$ 4,000	$ 3,400	$ 4,000	$ 4,500	$ -	$ 500
7340-POSTAGE-MAIL DELIVERY	$ 9,450	$ 8,000	$ 8,624	$ 8,709	$ (826)	$ 85
7350-SUBSCRIPTIONS-BOOKS	$ 10,000	$ 11,500	$ 6,500	$ 6,760	$ (3,500)	$ 260
7360-REPRODUCTION EXPENSE	$ 108,500	$ 110,000	$ 104,000	$ 109,970	$ (4,500)	$ 5,970
7410-COMPUTER AND PERIPHERALS MAINT	$ 15,850	$ 13,000	$ 15,300	$ 16,853	$ (550)	$ 1,553
7430-SOFTWARE PURCHASE	$ 271,731	$ 157,100	$ 231,743	$ 244,459	$ (39,988)	$ 12,716
7440-SOFTWARE SUPPORT	$ 20,000	$ 59,600	$ 3,600	$ 3,800	$ (16,400)	$ 200
7450-COMPUTERS AND EQUIPMENT	$ 45,250	$ 30,000	$ 12,750	$ 12,750	$ (32,500)	$ -
7610-AUTOMOTIVE EXPENSE-MILEAGE	$ 11,600	$ 10,700	$ 11,600	$ 11,800	$ -	$ 200
7612-VEHICLE EXPENSE	$ 10,000	$ 10,000	$ 12,000	$ 12,000	$ 2,000	$ -
7615-TOLL ROAD CHARGES	$ 950	$ 2,000	$ 2,550	$ 2,560	$ 1,600	$ 10
7620-INSURANCE EXPENSE	$ 234,150	$ 210,177	$ 238,626	$ 248,185	$ 4,476	$ 9,559
7640-UTILITIES-TELEPHONE	$ 49,586	$ 41,190	$ 46,555	$ 48,301	$ (3,031)	$ 1,746
7650-BANK FEES	$ 2,400	$ 100	$ 1,600	$ 1,600	$ (800)	$ -
7670-MISCELLANEOUS EXPENSE	$ 146,200	$ 167,152	$ 114,500	$ 118,391	$ (31,700)	$ 3,891
8510-MWDOCS CONTRIB TO PROGRAMS	$ 353,149	$ 353,149	$ 399,019	$ 424,680	$ 45,870	$ 25,661
8710-ELECTION EXPENSES	$ 605,000	$ 605,000	$ 600,000	$ 470,000	$ (5,000)	$ (130,000)

Municipal Water District of Orange County (MWDOC) Biennial Budget
Summary Of Revenue And Expenses By Accounts
Consolidated (Core And Choice Funds)

	Adopted FY25-26	Projected FY25-26	Proposed FY26-27	Proposed FY27-28	FY25-26 to FY26-27 Variance	FY26-27 to FY27-28 Variance
8810-CAPITAL ACQUISITION	$ 25,000	$ 7,500	$ -	$ -	$ (25,000)	$ -
8811-BUILDING EXPENSE	$ -	$ -	$ 75,000	$ -	$ 75,000	$ (75,000)
Expenditure Total	**$ 13,769,511**	**$ 14,578,197**	**$ 15,016,187**	**$ 15,413,903**	**$ 1,246,676**	**$ 397,716**
Net Increase to (Use of) Reserves	**$ (1,352)**	**$ 1,749**	**$ 60,207**	**$ (64,506)**	**$ 61,559**	**$ (124,713)**

Municipal Water District of Orange County (MWDOC) Biennial Budget
Summary Of Revenue And Expenses By Accounts
Water Fund

	Adopted FY25-26	Projected FY25-26	Proposed FY26-27	Proposed FY27-28	FY25-26 to FY26-27 Variance	FY26-27 to FY27-28 Variance
Revenue						
4005-LOCAL RESOURCE PROGRAM INCENTIVES	$ (3,840,576)	$ (2,762,235)	$ (2,872,750)	$ (2,987,660)	$ 967,826	$ (114,910)
4005-WATER SALES	$ 179,332,825	$ 175,139,815	$ 162,834,152	$ 183,136,328	$(16,498,673)	$ 20,302,176
4030-READINESS TO SERVE CHRGE-SALES	$ 16,934,350	$ 17,401,299	$ 17,654,354	$ 18,360,528	$ 720,004	$ 706,174
4041-CAPACITY CHARGE (CCF) REVENUE	$ 4,624,125	$ 4,371,900	$ 4,230,450	$ 4,399,668	$ (393,675)	$ 169,218
4090-SCP/SAC PIPELINE SURCHARGE	$ 443,000	$ 405,012	$ 460,720	$ 479,149	$ 17,720	$ 18,429
Revenue Total	**$ 197,493,724**	**$ 194,555,791**	**$ 182,306,926**	**$ 203,388,013**	**$(15,186,798)**	**$ 21,081,087**
Expenditure						
5110-LOCAL RESOURCE PROGRAM INCENTIVES	$ (3,840,576)	$ (2,762,235)	$ (2,872,750)	$ (2,987,660)	$ 967,826	$ (114,910)
5110-WATER PURCHASES - MET	$ 179,332,825	$ 175,139,815	$ 162,834,152	$ 183,136,328	$(16,498,673)	$ 20,302,176
5230-READINESS TO SERVE CHRGE-PURCH	$ 16,934,350	$ 17,401,299	$ 17,654,354	$ 18,360,528	$ 720,004	$ 706,174
5241-CAPACITY CHARGE (CCF)	$ 4,624,125	$ 4,371,900	$ 4,230,450	$ 4,399,668	$ (393,675)	$ 169,218
5290-SCP/SAC PIPELINE SURCHARGE	$ 443,000	$ 405,012	$ 460,720	$ 479,149	$ 17,720	$ 18,429
Expenditure Total	**$ 197,493,724**	**$ 194,555,791**	**$ 182,306,926**	**$ 203,388,013**	**$(15,186,798)**	**$ 21,081,087**
Net Increase to (Use of) Reserves	**$ -**	**$ -**	**$ -**	**$ -**	**$ -**	**$ -**

Municipal Water District of Orange County (MWDOC) Biennial Budget
Summary Of Revenue And Expenses By Accounts
Water Use Efficiency Program Fund

	Adopted FY25-26	Projected FY25-26	Proposed FY26-27	Proposed FY27-28	FY25-26 to FY26-27 Variance	FY26-27 to FY27-28 Variance
Revenue						
4305-REVENUE FROM MWD	$ 5,861,960	$7,862,119	$ 5,476,000	$ 5,547,000	$ (385,960)	$ 71,000
4340-REVENUE - MEMBER AGENCIES	$ 1,572,525	$728,938	$ 756,804	$ 424,812	$ (815,721)	$ (331,992)
4405-GRANTS FROM USBR	$ 519,051	$810,625	$ 321,936	$ 58,750	$ (197,115)	$ (263,186)
4410-DEPARTMENT OF WATER RESOURCES	$ 395,962	$310,126	$ 387,775	$ 205,000	$ (8,187)	$ (182,775)
Revenue Total	**$ 8,349,498**	**$9,711,809.00**	**$ 6,942,515**	**$ 6,235,562**	**$ (1,406,983)**	**$ (706,953)**
Expenditure						
1215-CONSULTANT ADMINISTRATION	$ 1,222,638	$650,000	$ 534,744	$ 129,246	$ (687,894)	$ (405,498)
1225-INSTALLATION VERIFICATION	$ 121,353	$112,794	$ 74,000	$ 53,000	$ (47,353)	$ (21,000)
1230-REBATE INCENTIVES	$ 6,935,507	$8,810,425	$ 6,235,996	$ 5,978,316	$ (699,511)	$ (257,680)
1235-SURVEYS AND AUDITS	$ 70,000	$138,590	$ 97,775	$ 75,000	$ 27,775	$ (22,775)
Expenditure Total	**$ 8,349,498**	**$9,711,809.00**	**$ 6,942,515**	**$ 6,235,562**	**$ (1,406,983)**	**$ (706,953)**
Net Increase to (Use of) Reserves	**$ -**	**-**	**$ -**	**$ -**	**$ -**	**$ -**

Municipal Water District of Orange County (MWDOC) Biennial Budget
Detail Of Expenditures By Cost Centers Including FTEs
Core and Choice Funds

Fund	CostCenter	Adopted FY25-26	Projected FY25-26	Proposed FY26-27	Proposed FY27-28	Adopted FY25-26 FTE	Proposed FY26-27 FTE	Proposed FY27-28 FTE
Core Fund	CC#00 General	$ -	$ -	$ 33,333	$ 33,333	0.00	0.00	0.00
	CC#11 Board Relations	$ 2,171,143	$ 2,020,045	$ 2,084,197	$ 2,011,990	2.74	2.25	2.25
	CC#12 Administration	$ 1,182,478	$ 840,557	$ 823,414	$ 829,795	5.08	4.07	3.97
	CC#13 Human Resources	$ 654,774	$ 631,386	$ 730,056	$ 713,731	2.09	2.05	2.54
	CC#19 Overhead	$ 1,156,399	$ 1,588,250	$ 1,443,492	$ 1,448,857	3.80	4.33	4.56
	CC#21 Engineering & Planning	$ 1,210,857	$ 2,381,471	$ 1,328,076	$ 1,349,265	3.03	3.25	3.60
	CC#23 Metropolitan & Water Resources	$ 584,129	$ 571,655	$ 646,503	$ 681,254	2.07	2.05	2.06
	CC#24 MWDOC Contribution to WEROC	$ 353,149	$ 353,149	$ 365,686	$ 391,347	3.19	3.19	3.20
	CC#31 Government Affairs & Policy	$ 670,546	$ 697,949	$ 659,271	$ 663,328	0.89	0.61	0.58
	CC#32 Public Affairs	$ 1,500,975	$ 1,500,316	$ 1,652,464	$ 1,746,708	5.93	6.07	6.10
	CC#35 Water Use Efficiency	$ 531,517	$ 679,781	$ 394,630	$ 415,648	1.76	1.36	1.34
	CC#36 Water Loss Control	$ -	$ 15,243	$ 298,849	$ 314,473	[redacted]	1.29	1.31
	CC#41 Finance	$ 900,773	$ 918,269	$ 964,142	$ 1,061,752	3.41	4.38	4.59
	CC#45 Information Technology	$ 481,871	$ 415,121	$ 542,440	$ 569,809	0.95	0.96	0.96
Core Fund Total		**$ 11,398,611**	**$ 12,613,192**	**$ 11,966,553**	**$ 12,231,290**	**34.94**	**35.86**	**37.06**
Choice Fund	CC#61 AMP Administration	$ 944	$ 3	$ -	$ -	0.00	0.00	0.00
	CC#62 Water Use Efficiency (Choice)	$ 1,183,382	$ 1,054,339	$ 953,736	$ 1,006,935	5.99	4.38	4.43
	CC#63 School Program (Choice)	$ 504,809	$ 377,786	$ 524,947	$ 542,463	0.05	0.07	0.08
	CC#70 Water Loss Control (Choice)	$ 681,765	$ 532,877	$ 1,367,951	$ 1,417,548	3.03	3.33	3.34
	CC#71 Engineering (Choice)	$ -	$ -	$ 203,000	$ 215,667	0.00	0.00	0.00
Choice Fund Total		**$ 2,370,900**	**$ 1,965,005**	**$ 3,049,634**	**$ 3,182,613**	**9.07**	**7.78**	**7.85**
Grand Total		**$ 13,769,511**	**$ 14,578,197**	**$ 15,016,187**	**$ 15,413,903**	**44.01**	**43.64**	**44.91**

Municipal Water District of Orange County (MWDOC) Biennial Budget

Fiscal Master Plan for Fiscal Years 2026-27 2027-28 (Exh C)

(in thousands unless otherwise stated)

	Adopted Budget FY25/26	Projected Budget FY25/26	Proposed Budget FY26/27	Proposed Budget FY27/28	Plan Projections[1] FY28/29	Plan Projections[1] FY29/30	Plan Projections[1] FY30/31
Beginning Designated Reserve Balance - MWDOC	$ 6,151	$ 6,065	$ 6,061	$ 6,022	$ 6,113	$ 6,159	$ 6,276
less OPEB Reserve	$ 297	$ 113	$ 107	$ -	$ -	$ -	$ -
Adjusted Reserve Balance	$ 5,854	$ 5,953	$ 5,954	$ 6,022	$ 6,113	$ 6,159	$ 6,276
Revenues							
Water Rate Revenues:							
Retail Meter Agency Charge	$ 9,939	$ 9,939	$ 10,279	$ 10,687	$ 11,098	$ 11,513	$ 11,932
Ground Water Customer Charge	$ 414	$ 414	$ 428	$ 442	$ 457	$ 473	$ 490
Subtotal	$ 10,354	$ 10,354	$ 10,706	$ 11,129	$ 11,556	$ 11,987	$ 12,422
Other Revenues:							
Choice Revenues	$ 2,343	$ 1,965	$ 3,050	$ 3,183	$ 3,294	$ 3,409	$ 3,529
Interest Earnings	$ 916	$ 931	$ 963	$ 811	$ 852	$ 904	$ 971
Misc./Reimbursements	$ 5	$ 1,330	$ 365	$ 383	$ 396	$ 410	$ 424
Subtotal	$ 3,264	$ 4,226	$ 4,378	$ 4,376	$ 4,542	$ 4,723	$ 4,924
Total Revenues	$ 13,618	$ 14,580	$ 15,084	$ 15,505	$ 16,098	$ 16,710	$ 17,345
Expenses							
Core Expenses	$ 10,769	$ 12,001	$ 11,367	$ 11,761	$ 12,173	$ 12,599	$ 13,040
Choice Expenses	$ 2,343	$ 1,965	$ 3,050	$ 3,183	$ 3,294	$ 3,409	$ 3,529
Capital Acquisitions (not including building)	$ 25	$ 8	$ -	$ -	$ -	$ -	$ -
Total Expenses w/o Election	$ 13,137	$ 13,973	$ 14,416	$ 14,944	$ 15,467	$ 16,008	$ 16,569
Revenue Over Expenses w/o Election	$ 481	$ 607	$ 668	$ 561	$ 631	$ 702	$ 777
ELECTION Reserve Beginning Balance	$ 1,570	$ 1,570	$ 2,175	$ 1,436	$ 1,906	$ 705	$ 1,290
Annual Election Reserve Contribution	$ 605	$ 605	$ 600	$ 470	$ 585	$ 585	$ 600
Annual Election Expense	$ -	$ -	$ 1,339	$ -	$ 1,785	$ -	$ 1,339
Election Reserve Ending Balance	$ 2,175	$ 2,175	$ 1,436	$ 1,906	$ 705	$ 1,290	$ 551
Ending General Fund & Designated Reserves	**$ 3,555**	**$ 3,780**	**$ 4,587**	**$ 4,208**	**$ 5,454**	**$ 4,986**	**$ 5,902**
Document does not reflect MWDOC's irrevocable trust towards OPEB Pension liability							
MWDOC Water Rates (Figures are unscaled)							
Total Retail Customer Meters	**651,762**	**651,762**	**654,696**	**657,650**	**660,610**	**663,590**	**666,580**
Connection Charge	**$ 15.25**	**$ 15.25**	**$ 15.70**	**$ 16.25**	**$ 16.80**	**$ 17.35**	**$ 17.90**
Rate Increase Proposal:							
Rate Change %			**2.95%**	**3.50%**	**3.38%**	**3.27%**	**3.17%**
Connection Charge			**$ 0.45**	**$ 0.55**	**$ 0.55**	**$ 0.55**	**$ 0.55**

1 Assumptions for FMP:

Projected Inflation rate: 3.50% per year

Rate of return on Investment of portfolio: 4.25% per year

Municipal Water District of Orange County (MWDOC) Biennial Budget

Proposed Participation Costs and Registration/Travel Budgets (Staff & Board) (Exh: D,E,F)

Fiscal Years 2026-27 & 2027-28

*Includes all modes of travel (except automotive mileage), room accommodations, meals, and related misc. expenses.

		Exh D (see Exh G for add'n details) Proposed District Participation Costs				Exh E Proposed Staff Registration & Travel Budget*				Exh F Proposed Board Registration & Travel Budget*			
Conference / Meeting	Approval included in Budget Approval	Adopted Budget FY25/26	Projected Budget FY25/26	Proposed Budget FY26/27	Proposed Budget FY27/28	Proposed Budget FY26/27 Registration	Proposed Budget FY26/27 Travel	Proposed Budget FY27/28 Registration	Proposed Budget FY27/28 Travel	Proposed Budget FY26/27 Registration	Proposed Budget FY26/27 Travel	Proposed Budget FY27/28 Registration	Proposed Budget FY27/28 Travel
Board Related													
Association of California Cities- Orange County (ACCOC)	√	$ -	$ -	$ -	$ -	$ -	$ -	$ -	$ -	$ 500	$ 800	$ 520	$ 832
Association of California Water Agencies (ACWA)	√	$ -	$ -	$ -	$ -	$ -	$ -	$ -	$ -	$ 7,709	$ 9,800	$ 8,017	$ 10,192
Cal Desal	√	$ -	$ -	$ -	$ -	$ -	$ -	$ -	$ -	$ 200	$ 600	$ 210	$ 624
California Council for Environmental and Economic Balance (CCEEB	√	$ -	$ -	$ -	$ -	$ -	$ -	$ -	$ -	$ 1,500	$ 1,600	$ 1,560	$ 1,664
California Special Districts Association (CSDA)	√	$ -	$ -	$ -	$ -	$ -	$ -	$ -	$ -	$ 800	$ 1,600	$ 832	$ 1,664
Colorado River Water Users Association (CRWUA)	√	$ -	$ -	$ -	$ -	$ -	$ -	$ -	$ -	$ 1,875	$ 3,000	$ 1,950	$ 3,120
Festival of Butterflies Sponsorship	√	$ 2,575	$ 2,575	$ 2,678	$ 2,785	$ -	$ -	$ -	$ -	$ -	$ -	$ -	$ -
LAFCO	√	$ 48,652	$ 51,381	$ 39,906	$ 41,500	$ -	$ -	$ -	$ -	$ -	$ -	$ -	$ -
Legislative Advocacy	√	$ -	$ -	$ -	$ -	$ -	$ -	$ -	$ -	$ 1,000	$ 3,000	$ 1,000	$ 3,000
Orange County Business Council (OCBC)	√	$ -	$ -	$ -	$ -	$ -	$ -	$ -	$ -	$ 1,600	$ 2,500	$ 1,664	$ 2,600
Orange County Taxpayers Association (OC Tax)	New	$ -	$ -	$ 2,500	$ 2,500	$ -	$ -	$ -	$ -	$ -	$ -	$ -	$ -
Sustain Southern California (Sustain SoCal)	New	$ -	$ -	$ 2,000	$ 2,000	$ -	$ -	$ -	$ -	$ -	$ -	$ -	$ -
Urban Water Institute	√	$ -	$ -	$ -	$ -	$ -	$ -	$ -	$ -	$ 4,800	$ 6,000	$ 4,992	$ 6,240
Undetermined Conference / Meeting	√	$ -	$ -	$ -	$ -	$ -	$ -	$ -	$ -	$ 1,800	$ 2,500	$ 1,872	$ 2,600
Board Related Total		**$ 51,227**	**$ 53,956**	**$ 47,084**	**$ 48,785**	**$ -**	**$ -**	**$ -**	**$ -**	**$ 21,784**	**$ 31,400**	**$ 22,617**	**$ 32,536**
Staff Related													
(DWR)/State Water Resources Control Board (SWRCB)	√	$ -	$ -	$ -	$ -	$ -	$ 1,800	$ -	$ 1,800	$ -	$ -	$ -	$ -
3CMA: City-County Communications & Marketing Assoc.	New	$ -	$ -	$ 1,030	$ 400	$ -	$ 1,200	$ 931	$ 1,248	$ -	$ -	$ -	$ -
Alliance for Water Use Efficiency	√	$ -	$ -	$ -	$ -	$ 1,400	$ 3,720	$ 1,456	$ 3,869	$ -	$ -	$ -	$ -
American Water Works Association (AWWA)	√	$ 2,445	$ 2,197	$ 2,285	$ 2,376	$ 3,400	$ 5,150	$ 3,541	$ 5,356	$ -	$ -	$ -	$ -
Association of California Cities- Orange County (ACCOC)	√	$ 5,150	$ 5,150	$ 5,356	$ 5,570	$ 500	$ 800	$ 520	$ 832	$ -	$ -	$ -	$ -
Association of California Water Agencies (ACWA)	√	$ 27,965	$ 27,150	$ 28,236	$ 29,365	$ 10,055	$ 16,600	$ 10,450	$ 17,260	$ -	$ -	$ -	$ -
CA Chamber of Commerce (HR California)	√	$ 979	$ 979	$ 1,018	$ 1,059	$ -	$ -	$ -	$ -	$ -	$ -	$ -	$ -
CA Water for all	√	$ 10,000	$ 10,000	$ -	$ -	$ -	$ -	$ -	$ -	$ -	$ -	$ -	$ -
Cal Desal	√	$ 5,150	$ 5,000	$ 5,200	$ 5,408	$ 200	$ 600	$ 208	$ 624	$ -	$ -	$ -	$ -
California Association of Public Information Officers (CAPIO)	√	$ 1,150	$ 1,275	$ 900	$ 936	$ 300	$ 2,300	$ 300	$ 2,432	$ -	$ -	$ -	$ -
California Association of Science Educators (CASE)	New	$ -	$ -	$ -	$ -	$ 700	$ 1,000	$ 700	$ 1,000	$ -	$ -	$ -	$ -
California Council for Environmental and Economic Balance (CCEEB	√	$ 29,000	$ 29,000	$ 30,160	$ 31,366	$ 2,250	$ 2,400	$ 936	$ 2,496	$ -	$ -	$ -	$ -
California Data Collaborative	√	$ 16,500	$ 17,000	$ 17,680	$ 18,387	$ -	$ 850	$ -	$ 884	$ -	$ -	$ -	$ -
California Employees Public Retirement System(CalPERS)	√	$ -	$ -	$ -	$ -	$ 1,500	$ 400	$ 1,600	$ 416	$ -	$ -	$ -	$ -
California Environmental Literacy Initiative	√	$ -	$ -	$ -	$ -	$ 500	$ 500	$ 520	$ 520	$ -	$ -	$ -	$ -
California Municipal Treasurers Association (CMTA)	√	$ -	$ -	$ -	$ -	$ -	$ -	$ -	$ -	$ -	$ -	$ -	$ -
California Municipal Utilities Association (CMUA)	√	$ 11,047	$ 11,655	$ 12,121	$ 12,606	$ 582	$ 300	$ 605	$ 312	$ -	$ -	$ -	$ -
California Society of Municipal Finance Officers (CSMFO)	√	$ 150	$ 155	$ 160	$ 166	$ -	$ -	$ 1,400	$ 300	$ -	$ -	$ -	$ -
California Special Districts Association (CSDA)	√	$ 9,835	$ 9,930	$ 10,327	$ 10,740	$ 2,825	$ 6,350	$ 2,940	$ 6,600	$ -	$ -	$ -	$ -
California Water Efficiency Partnership (CalWEP)	√	$ 6,300	$ 6,300	$ 6,300	$ 6,500	$ 2,800	$ 5,220	$ 2,912	$ 5,220	$ -	$ -	$ -	$ -
California Water, Energy and Education Alliance (CWEEA)	√	$ -	$ -	$ -	$ -	$ -	$ -	$ -	$ -	$ -	$ -	$ -	$ -
Colorado River Water Users Association (CRWUA)	√	$ -	$ -	$ -	$ -	$ 2,500	$ 4,000	$ 2,600	$ 4,160	$ -	$ -	$ -	$ -
Department of Water Resources Education Committee	√	$ -	$ -	$ -	$ -	$ 500	$ 750	$ 520	$ 780	$ -	$ -	$ -	$ -
ESRI-GIS	√	$ -	$ -	$ -	$ -	$ 3,200	$ 2,000	$ 3,328	$ 2,080	$ -	$ -	$ -	$ -

Municipal Water District of Orange County (MWDOC) Biennial Budget

Proposed Participation Costs and Registration/Travel Budgets (Staff & Board) (Exh: D,E,F)

Fiscal Years 2026-27 & 2027-28

*Includes all modes of travel (except automotive mileage), room accommodations, meals, and related misc. expenses.

		Exh D (see Exh G for add'n details) Proposed District Participation Costs				Exh E Proposed Staff Registration & Travel Budget*				Exh F Proposed Board Registration & Travel Budget*			
Conference / Meeting	Approval included in Budget Approval	Adopted Budget FY25/26	Projected Budget FY25/26	Proposed Budget FY26/27	Proposed Budget FY27/28	Proposed Budget FY26/27 Registration	Proposed Budget FY26/27 Travel	Proposed Budget FY27/28 Registration	Proposed Budget FY27/28 Travel	Proposed Budget FY26/27 Registration	Proposed Budget FY26/27 Travel	Proposed Budget FY27/28 Registration	Proposed Budget FY27/28 Travel
Government Finance Officers Association (GFOA)	√	$ 187	$ 350	$ 350	$ 350	$ -	$ -	$ -	$ -	$ -	$ -	$ -	$ -
Information Systems Audit and Control Association (ISACA)	√	$ 155	$ 155	$ 161	$ 168	$ -	$ -	$ -	$ -	$ -	$ -	$ -	$ -
International Association of Business Communicators (IABC)	√	$ -	$ -	$ -	$ -	$ -	$ -	$ -	$ -	$ -	$ -	$ -	$ -
Irrigation Association Show & Education Week	New	$ -	$ -	$ -	$ -	$ 350	$ 1,460	$ 364	$ 1,268	$ -	$ -	$ -	$ -
League of California Cities	√	$ 2,575	$ 2,500	$ 2,600	$ 2,704	$ -	$ -	$ -	$ -	$ -	$ -	$ -	$ -
Legislative Advocacy	√	$ -	$ -	$ -	$ -	$ 2,000	$ 5,000	$ 2,000	$ 5,000	$ -	$ -	$ -	$ -
Liebert, Cassidy Whitmore	√	$ -	$ -	$ -	$ -	$ 1,200	$ 2,500	$ 1,248	$ 2,500	$ -	$ -	$ -	$ -
Multi-State Salinity Coalition	√	$ -	$ -	$ -	$ -	$ -	$ -	$ -	$ -	$ -	$ -	$ -	$ -
National Association of Government Communicators	New	$ -	$ -	$ 180	$ 187	$ 1,050	$ -	$ 1,092	$ -	$ -	$ -	$ -	$ -
National Water Resources Assn., Mun. Caucus	√	$ 574	$ 574	$ 597	$ 621	$ -	$ -	$ -	$ -	$ -	$ -	$ -	$ -
OC Chapter-Calif. Landscape Contractors Assoc.	√	$ 2,250	$ 2,750	$ 2,750	$ 2,750	$ 350	$ 1,220	$ 364	$ 1,269	$ -	$ -	$ -	$ -
Orange County Business Council (OCBC)	√	$ 5,150	$ 5,000	$ 5,200	$ 5,408	$ 1,600	$ 2,500	$ 1,664	$ 2,600	$ -	$ -	$ -	$ -
Orange County Public Affairs Association (OCPAA)	√	$ 100	$ 100	$ 105	$ 110	$ -	$ -	$ -	$ -	$ -	$ -	$ -	$ -
Orange County Water Association (OCWA)	√	$ 515	$ 515	$ 536	$ 557	$ -	$ -	$ -	$ -	$ -	$ -	$ -	$ -
Pilot MWDOC Ambassador Program + Outreach Tours	√	$ -	$ -	$ -	$ -	$ -	$ -	$ -	$ -	$ -	$ -	$ -	$ -
Public Relations Society of America/O.C. (PRSA)	√	$ 1,236	$ 1,236	$ 1,061	$ 1,093	$ 549	$ -	$ 571	$ -	$ -	$ -	$ -	$ -
Public Sector HR Assoc	√	$ 66	$ 66	$ 69	$ 71	$ -	$ -	$ -	$ -	$ -	$ -	$ -	$ -
Radio and Television News Directors Association	√	$ 77	$ 77	$ 80	$ 83	$ -	$ -	$ -	$ -	$ -	$ -	$ -	$ -
Society of Human Resources Management (SHRM)	√	$ 252	$ 299	$ 311	$ 323	$ -	$ -	$ -	$ -	$ -	$ -	$ -	$ -
South OC Watershed Management Area Dues	√	$ 9,100	$ 7,444	$ 9,000	$ 9,820	$ -	$ -	$ -	$ -	$ -	$ -	$ -	$ -
South Orange County Economic Coalition (SOCEC)	√	$ 1,797	$ 1,797	$ 1,869	$ 1,944	$ -	$ -	$ -	$ -	$ -	$ -	$ -	$ -
Southern California Water Coalition (SCWC)	√	$ 1,125	$ 1,500	$ 1,545	$ 1,545	$ -	$ -	$ -	$ -	$ -	$ -	$ -	$ -
Urban Water Institute	√	$ 6,180	$ 6,180	$ 6,427	$ 6,684	$ 4,800	$ 6,000	$ 4,800	$ 6,000	$ -	$ -	$ -	$ -
Water Environment Federation	√	$ 62	$ 64	$ -	$ -	$ -	$ -	$ -	$ -	$ -	$ -	$ -	$ -
WaterISAC (International Security And Network)	√	$ 587	$ 587	$ 610	$ 635	$ -	$ -	$ -	$ -	$ -	$ -	$ -	$ -
Undetermined Conference / Meeting	√	$ 12,500	$ 10,000	$ -	$ -	$ 1,000	$ 1,000	$ 1,000	$ 1,000	$ -	$ -	$ -	$ -
Staff Related Total		**$ 170,159**	**$ 166,985**	**$ 154,224**	**$ 159,932**	**$ 46,111**	**$ 75,620**	**$ 48,570**	**$ 77,826**	**$ -**	**$ -**	**$ -**	**$ -**
WEROC Related													
AWWA CA/NV Section	√	$ 311	$ 311	$ 311	$ 311	$ 2,000	$ 4,000	$ 1,500	$ 4,000	$ -	$ -	$ -	$ -
AWWA National Conference	√	$ -	$ -	$ -	$ -	$ 800	$ 2,000	$ 850	$ 2,000	$ -	$ -	$ -	$ -
California Emergency Services Association	√	$ 239	$ 239	$ 239	$ 239	$ 1,800	$ 4,000	$ 1,200	$ 5,200	$ -	$ -	$ -	$ -
California Utilities Emergency Association (CUEA)	√	$ 500	$ -	$ -	$ -	$ -	$ -	$ -	$ -	$ -	$ -	$ -	$ -
International Association of Emergency Managers	√	$ 400	$ 400	$ 400	$ 400	$ 2,000	$ 1,250	$ 700	$ 2,000	$ -	$ -	$ -	$ -
WEROC Related Total		**$ 1,450**	**$ 950**	**$ 950**	**$ 950**	**$ 6,600**	**$ 11,250**	**$ 4,250**	**$ 13,200**	**$ -**	**$ -**	**$ -**	**$ -**

Municipal Water District of Orange County (MWDOC) Biennial Budget

Proposed Membership Costs by Cost Centers(Exh G)

Fiscal Years 2026-27 & 2027-28

CC	Membership Name	Approval included in Budget Approval	Adopted Budget FY25/26	Projected Budget FY25/26	Proposed Budget FY26/27	Proposed Budget FY27/28
CC#11 Board Relations	Festival of Butterflies Sponsorship	√	$ 2,575	$ 2,575	$ 2,678	$ 2,785
	LAFCO	√	$ 48,652	$ 51,381	$ 39,906	$ 41,500
	Orange County Taxpayers Association (OC Tax)	New	$ -	$ -	$ 2,500	$ 2,500
	Sustain Southern California (Sustain SoCal)	New	$ -	$ -	$ 2,000	$ 2,000
CC#11 Board Relations Total			**$ 51,227**	**$ 53,956**	**$ 47,084**	**$ 48,785**
CC#12 Administration	Association of California Water Agencies (ACWA)	√	$ 27,965	$ 27,150	$ 28,236	$ 29,365
	Urban Water Institute	√	$ 6,180	$ 6,180	$ 6,427	$ 6,684
	Water Environment Federation	√	$ 62	$ 64	$ -	$ -
CC#12 Administration Total			**$ 34,207**	**$ 33,394**	**$ 34,663**	**$ 36,049**
CC#13 Human Resources	CA Chamber of Commerce (HR California)	√	$ 979	$ 979	$ 1,018	$ 1,059
	Public Sector HR Assoc	√	$ 66	$ 66	$ 69	$ 71
	Society of Human Resources Management (SHRM)	√	$ 252	$ 299	$ 311	$ 323
CC#13 Human Resources Total			**$ 1,297**	**$ 1,344**	**$ 1,398**	**$ 1,453**
CC#21 Engineering & Planning	Cal Desal	√	$ 5,150	$ 5,000	$ 5,200	$ 5,408
	National Water Resources Assn., Mun. Caucus	√	$ 574	$ 574	$ 597	$ 621
	Orange County Water Association (OCWA)	√	$ 515	$ 515	$ 536	$ 557
	South OC Watershed Management Area Dues	√	$ 9,100	$ 7,444	$ 9,000	$ 9,820
CC#21 Engineering & Planning Total			**$ 15,339**	**$ 13,533**	**$ 15,333**	**$ 16,406**
CC#23 Metropolitan & Water Resources	California Data Collaborative	√	$ 16,500	$ 17,000	$ 17,680	$ 18,387
CC#23 Metropolitan & Water Resources Total			**$ 16,500**	**$ 17,000**	**$ 17,680**	**$ 18,387**
CC#31 Government Affairs & Policy	Association of California Cities- Orange County (ACCOC)	√	$ 5,150	$ 5,150	$ 5,356	$ 5,570
	CA Water for all	√	$ 10,000	$ 10,000	$ -	$ -
	California Council for Environmental and Economic Balance (CCEEB)	√	$ 29,000	$ 29,000	$ 30,160	$ 31,366
	California Municipal Utilities Association (CMUA)	√	$ 11,047	$ 11,655	$ 12,121	$ 12,606
	California Special Districts Association (CSDA)	√	$ 9,835	$ 9,930	$ 10,327	$ 10,740
	League of California Cities	√	$ 2,575	$ 2,500	$ 2,600	$ 2,704
	Orange County Business Council (OCBC)	√	$ 5,150	$ 5,000	$ 5,200	$ 5,408
	South Orange County Economic Coalition (SOCEC)	√	$ 1,797	$ 1,797	$ 1,869	$ 1,944
	Southern California Water Coalition (SCWC)	√	$ 1,125	$ 1,500	$ 1,545	$ 1,545
	Undetermined Conference / Meeting	√	$ 12,500	$ 10,000	$ -	$ -
CC#31 Government Affairs & Policy Total			**$ 88,179**	**$ 86,532**	**$ 69,178**	**$ 71,883**
CC#32 Public Affairs	3CMA: City-County Communications & Marketing Assoc.	New	$ -	$ -	$ 1,030	$ 400
	California Association of Public Information Officers (CAPIO)	√	$ 1,150	$ 1,275	$ 900	$ 936
	National Association of Government Communicators	New	$ -	$ -	$ 180	$ 187
	Orange County Public Affairs Association (OCPAA)	√	$ 100	$ 100	$ 105	$ 110
	Public Relations Society of America/O.C. (PRSA)	√	$ 1,236	$ 1,236	$ 1,061	$ 1,093
	Radio and Television News Directors Association	√	$ 77	$ 77	$ 80	$ 83
CC#32 Public Affairs Total			**$ 2,563**	**$ 2,688**	**$ 3,356**	**$ 2,809**
CC#35 Water Use Efficiency	California Water Efficiency Partnership (CalWEP)	√	$ 6,300	$ 6,300	$ 6,300	$ 6,500
	OC Chapter-Calif. Landscape Contractors Assoc.	√	$ 2,250	$ 2,750	$ 2,750	$ 2,750
CC#35 Water Use Efficiency Total			**$ 8,550**	**$ 9,050**	**$ 9,050**	**$ 9,250**
CC#36 Water Loss Control	American Water Works Association (AWWA)	√	$ 2,445	$ 2,197	$ 2,285	$ 2,376
CC#36 Water Loss Control Total			**$ 2,445**	**$ 2,197**	**$ 2,285**	**$ 2,376**
CC#41 Finance	California Society of Municipal Finance Officers (CSMFO)	√	$ 150	$ 155	$ 160	$ 166
	Government Finance Officers Association (GFOA)	√	$ 187	$ 350	$ 350	$ 350
CC#41 Finance Total			**$ 337**	**$ 505**	**$ 510**	**$ 516**
CC#45 Information Technology	Information Systems Audit and Control Association (ISACA)	√	$ 155	$ 155	$ 161	$ 168
	WaterISAC (International Security And Network)	√	$ 587	$ 587	$ 610	$ 635
CC#45 Information Technology Total			**$ 742**	**$ 742**	**$ 771**	**$ 803**
CC#25 WEROC	AWWA CA/NV Section	√	$ 311	$ 311	$ 311	$ 311
	California Emergency Services Association	√	$ 239	$ 239	$ 239	$ 239
	California Utilities Emergency Association (CUEA)	√	$ 500	$ -	$ -	$ -
	International Association of Emergency Managers	√	$ 400	$ 400	$ 400	$ 400
CC#25 WEROC Total			**$ 1,450**	**$ 950**	**$ 950**	**$ 950**

Municipal Water District of Orange County (MWDOC) Biennial Budget

Professional / Special Services Authorized (Exh J)

Fiscal Years 2026-27 & 2027-28

Core Fund

Cost Center	Vendor	Description of Service(s)	Adopted Budget FY 25-26	Proposed Budget FY 26-27	Proposed Budget FY 27-28	* Approval included in Budget Approval
7010-OUTSIDE CONSULTING SERVICES						
CC#21 Engineering & Planning	CDR	Demographics analysis	30,000	40,000	40,000	√
	(To be determined)	MWDOC 2025 UWMP	60,000	-	-	√
	(To be determined)	Water Quality Data Hub	60,000	-	-	√
	(To be determined)	GIS - Water Quality Analyzer Pilot	-	5,000	-	New
	(To be determined)	Real Time Water Quality Analyzer Pilot	40,000	-	-	√
	(To be determined)	GIS Implementation Project	130,000	150,000	120,000	√
	(To be determined)	Water Quality Workgroup Technical Support	15,000	15,000	15,000	√
	B&V	Hydraulic Model Maintenance	-	35,000	15,000	New
	(To be determined)	On Call Work	30,000	-	-	√
	(To be determined)	Additional WUE Analysis	-	5,000	-	New
	Hazen	Demand Projections 2025 UWMP by Oct 2025	15,000	-	-	√
	Stetson Engineering	Consumer Confidence Report	80,000	90,000	95,000	√
	(To be determined)***	Demand Model Maintenance	-	-	10,000	New
	Ed Means Consulting	EOCF#2 Pilot Project	10,000	15,000	-	√
CC#23 Metropolitan & Water Resources	(To be determined)	Discussion and coordination on emerging MET issues	10,000	15,000	20,000	√
	Dopudja & Wells Consulting- Paul Jones	MET and Reliability Planning	$ 90,000	$ 80,000	$ 83,000	√
		Total	**$ 570,000**	**$ 450,000**	**$ 398,000**	
7020-LEGAL EXPENSE						
CC#11 Board Relations	Best, Best & Krieger	General Legal Counsel Services	$ 235,000	$ 230,000	$ 235,000	√
CC#13 Human Resources	Best, Best & Krieger	Labor Counsel Services	$ 25,000	$ 27,040	$ 28,121	√
		Total	**$ 260,000**	**$ 257,040**	**$ 263,121**	
7030-AUDIT EXPENSE						
CC#41 Finance	Davis Farr, LLP	Annual Financial Audit and Federal Single Audit	$ 32,445	$ 38,418	$ 39,420	√
	Davis Farr, LLP	WUE Grant Review	$ 5,000	$ -	$ -	√
		Total	**$ 37,445**	**$ 38,418**	**$ 39,420**	
6205-TRAINING EXPENSE						
CC#11 Board Relations	(To be determined)	Form 700 Workgroup Training	$ 2,500	$ 2,500	$ 2,500	√
CC#12 Administration	(To be determined)	Various Lunch and learn+training	$ 6,000	$ -	$ -	√
CC#13 Human Resources	Cal State University Fullerton/Centre for Organization Effectiveness/Predict Success/ Knight leadership solution	Professional Development /Staff Technical Training/Leadership Training/Coaching/ Lunch and Learn	$ 58,945	$ 54,000	$ 56,000	√
CC#31 Government Affairs & Policy	(To be determined)	Grants Workshop Training	$ 15,000	$ -	$ -	√
		Total	**$ 82,445**	**$ 56,500**	**$ 58,500**	
7040-PROFESSIONAL SERVICES						
CC#12 Administration	Morgan Stanley Capitol Management	Financial Advisor for retirement plans	$ -	$ 20,000	$ 20,800	√
	Gladwell Services	Records Management Consulting	$ -	$ 1,000	$ 1,040	√
CC#13 Human Resources	(To be determined)	Triennial Benchmark Study	$ -	$ 60,000	$ -	New
CC#19 Overhead	IGOE	IGOE and COBRA Administration Services	$ 5,000	$ 757	$ 787	√
	Health Equity	H S A Admin	$ -	$ 218	$ 227	√
CC#31 Government Affairs & Policy	West Coast Advisors	Sacramento Lobbyist	$ -	$ 102,000	$ 102,000	New
	Syrus Devers Advocacy	Sacramento Lobbyist	$ 96,000	$ -	$ -	√
	Natural Resource Results	Federal Legislative Advocate	$ 96,000	$ 96,000	$ 96,000	√
	Dopudja & Wells	Legislative and Local GA Assistance	$ 25,000	$ 25,000	$ 25,000	√
	Whittingham Public Affairs Adv.	County Advocate	$ 90,000	$ 60,000	$ 60,000	√
	Soto Services	Grant Research and Acquisition Assistance	$ 39,000	$ 39,000	$ 39,000	√
	Ackerman	Legal and Regulatory	$ 42,000	$ 42,000	$ 42,000	√
	Travel	Travel	$ 6,000	$ 6,000	$ 6,000	√
CC#32 Public Affairs	Hashtag Pinpoint	Strategic Digital Consulting Services	$ 95,000	$ 95,000	$ 95,000	√
	(To be determined)	Water Awareness Campaign	$ 30,000	$ 30,000	$ 30,000	√
	LA Design	Website Maintenance	$ 5,000	$ -	$ -	√
	(Various)	Special Events	$ 50,000	$ 30,000	$ 30,000	√
	VoxCivic, SCNG, etc.	Advertising	$ 40,000	$ 15,000	$ 20,000	√
CC#35 Water Use Efficiency	(To be determined)	General WUE Research	$ 25,000	$ 25,000	$ 25,000	√
	Environmental Incentive	WUE Work Group Support - Way of Life TAP	$ 50,000	$ -	$ -	√
	E Source	Water Loss Control Work Grp (WLC)	$ 55,000	$ -	$ -	√
	E Source	WLC Business Plan Implementation	$ 35,000	$ 35,000	$ 40,000	√
	OC Data Acquisition P/S (OCDAP)	Aerial Imagery and Landscape Measurement Project	$ 50,000	$ 10,000	$ 10,000	√
CC#36 Water Loss Control	E Source	Water Loss Control Work Grp (WLC)		$ 100,000	$ 100,000	√
CC#41 Finance	U.S. Bank	Custodial Bank fees	$ 10,000	$ 6,500	$ 6,500	√
	CalPERS	CalPERS GASB 68 Report	$ 700	$ 350	$ 350	√
	Nyhart	OPEB Actuarial	$ 1,000	$ 2,100	$ 4,200	√
	Tracker C2	Investment Tracking	$ 3,500	$ -	$ -	√
	1099 Filing Fee	1099 Filing Fee	$ -	$ 150	$ 150	New
	Greenshades	EIN validations	$ -	$ 600	$ 600	New
CC#45 Information Technology	(To be determined)	Managed Service Provider and Various IT projects	$ 65,000	$ 69,000	$ 69,360	√
		Total	**$ 914,200**	**$ 870,675**	**$ 824,014**	

Municipal Water District of Orange County (MWDOC) Biennial Budget

Professional / Special Services Authorized (Exh J)

Fiscal Years 2026-27 & 2027-28

Choice Funds + WEROC Fund

Choice Funds

Cost Center	Vendor	Description of Service(s)	Adopted Budget FY 25-26	Proposed Budget FY 26-27	Proposed Budget FY 27-28	* Approval included in Budget Approval
6205-TRAINING EXPENSE						
CC#70 Water Loss Control (Choice)	(To be determined)	Water loss training	$ 2,000	$ 2,000	$ 2,000	√
7040-PROFESSIONAL SERVICES						
CC#62 Water Use Efficiency (Choice)	Various Vendors	Marketing of WUE Programs	$ 40,000	$ 40,000	$ 40,000	√
	ARC GIS	GIS	$ 2,030	$ -	$ -	√
	Droplet	Web Based Rebate Processing Platform (Turf & Drip)	$ 47,500	$ -	$ -	√
	Submittable	Web Based Rebate Processing Platform (Turf & Drip)	$ -	$ 74,100	$ 59,100	New
	Mission Resource Cnsvr District	Residential Installation Verification Inspections	$ 50,000	$ 35,000	$ 35,000	√
CC#63 School Program (Choice)	Shows that teach/The OC Department of Education	Assemblies (Elementary School)	$ 276,557	$ 285,737	$ 294,310	√
	The OC Department of Education	Assemblies (Middle School)	$ 117,879	$ 122,595	$ 126,273	√
	The OC Department of Education	Assemblies (High School)	$ 93,222	$ 96,020	$ 98,967	√
	ITO	Digital Program	$ -	$ -	$ -	√
CC#70 Water Loss Control (Choice)	Westerley & McCall's	Meter Accuracy Testing	$ 83,270	$ 400,000	$ 400,000	√
	E Source	Water Loss Control Technical Assistance for SB555 Compliance	$ -	$ 70,000	$ 80,000	New
	(To be determined)	Production meter testing	$ -	$ 250,000	$ 250,000	New
CC#71 Engineering (Choice)	(To be determined)	Demand Model Maintenance	$ -	$ -	$ 12,500	New
	(To be determined)	Lead & Copper Rule Improvements Technical Support	$ -	$ 200,000	$ 200,000	New
	Stetson Engineering	Consumer Confidence Report	$ -	$ 3,000	$ 3,167	√
		Total	**$ 710,458**	**$ 1,576,452**	**$ 1,599,317**	

WEROC Funds

Cost Center	Vendor	Description of Service(s)	Adopted Budget FY 25-26	Proposed Budget FY 26-27	Proposed Budget FY 27-28	* Approval included in Budget Approval
6205-TRAINING EXPENSE						
CC#25 WEROC	Various	CSTI,NDTC, ICS; certifications (In House Training Certification with State and FEMA on Classes and Material Costs)/Planning Meeting & Exercises. Also includes needed WEROC Staff Training (new staff requires training)	$ 6,000	$ 6,000	$ 6,000	√
		Total	**$ 6,000**	**$ 6,000**	**$ 6,000**	
7040-PROFESSIONAL SERVICES						
CC#25 WEROC	Various	GIS and other Support Services as required	$ -	$ -	$ 5,000	√
		Total	**$ -**	**$ -**	**$ 5,000**	

* Approval of the budget constitutes authorization for spending within the policy guidelines set out in Chapter 8, Contracts section of the Administrative code including authorization limitations. A check mark indicates final board approval of the expenditure.

Municipal Water District of Orange County (MWDOC) Biennial Budget
Detail Of Revenue and Expenditure By Accounts And Cost Centers
Core Fund

Type	Adopted FY25-26	Projected FY25-26	Proposed FY26-27	Proposed FY27-28	FY25-26 to FY26-27 Variance	FY26-27 to FY27-28 Variance
Revenue						
4050-RETAIL CONNECTION CHARGE (See Exh C)						
CC#00 General	$ 9,939,371	$ 9,939,371	$ 10,278,727	$ 10,686,812	$ 339,356	$ 408,085
4050-RETAIL CONNECTION CHARGE (See Exh C) Total	**$ 9,939,371**	**$ 9,939,371**	**$ 10,278,727**	**$ 10,686,812**	**$ 339,356**	**$ 408,085**
4055-GROUND WATER CUSTOMER CHARGE						
CC#00 General	$ 414,371	$ 414,371	$ 427,658	$ 441,989	$ 13,287	$ 14,331
4055-GROUND WATER CUSTOMER CHARGE Total	**$ 414,371**	**$ 414,371**	**$ 427,658**	**$ 441,989**	**$ 13,287**	**$ 14,331**
4105-INTEREST REVENUE						
CC#00 General	$ 916,000	$ 931,000	$ 962,952	$ 810,785	$ 46,952	$ (152,167)
4105-INTEREST REVENUE Total	**$ 916,000**	**$ 931,000**	**$ 962,952**	**$ 810,785**	**$ 46,952**	**$ (152,167)**
4230-REIMBURSEMENTS						
CC#21 Engineering & Planning	$ -	$ 1,222,000	$ -	$ -	$ -	$ -
CC#32 Public Affairs	$ -	$ -	$ 33,333	$ 33,333	$ 33,333	$ -
4230-REIMBURSEMENTS Total	**$ -**	**$ 1,222,000**	**$ 33,333**	**$ 33,333**	**$ 33,333**	**$ -**
4240-MISCELLANEOUS INCOME						
CC#00 General	$ 5,000	$ 1,200	$ 5,000	$ 5,000	$ -	$ -
4240-MISCELLANEOUS INCOME Total	**$ 5,000**	**$ 1,200**	**$ 5,000**	**$ 5,000**	**$ -**	**$ -**
4705-PRIOR YEAR CARRYOVER						
CC#00 General	$ -	$ -	$ 195,380	$ 60,207	$ 195,380	$ (135,173)
4705-PRIOR YEAR CARRYOVER Total	**$ -**	**$ -**	**$ 195,380**	**$ 60,207**	**$ 195,380**	**$ (135,173)**
4XXX-REIMB FROM OPEB RESERVE/115 TRUST						
CC#00 General	$ 122,517	$ 107,000	$ 123,710	$ 128,658	$ 1,193	$ 4,948
4XXX-REIMB FROM OPEB RESERVE/115 TRUST Total	**$ 122,517**	**$ 107,000**	**$ 123,710**	**$ 128,658**	**$ 1,193**	**$ 4,948**
Revenue Total	**$ 11,397,259**	**$ 12,614,942**	**$ 12,026,760**	**$ 12,166,784**	**$ 629,501**	**$ 140,024**
Expenditure						
6010-SALARIES AND WAGES - ADMIN						
CC#11 Board Relations	$ 468,708	$ 352,312	$ 369,234	$ 388,250	$ (99,474)	$ 19,016
CC#12 Administration	$ 573,603	$ 466,437	$ 505,351	$ 508,048	$ (68,252)	$ 2,697
CC#13 Human Resources	$ 406,292	$ 381,432	$ 405,224	$ 447,653	$ (1,068)	$ 42,429
CC#19 Overhead	$ 605,102	$ 642,309	$ 699,451	$ 769,469	$ 94,349	$ 70,018
CC#21 Engineering & Planning	$ 567,060	$ 579,461	$ 669,333	$ 738,561	$ 102,273	$ 69,228
CC#23 Metropolitan & Water Resources	$ 377,920	$ 342,384	$ 404,093	$ 425,306	$ 26,173	$ 21,213
CC#31 Government Affairs & Policy	$ 187,335	$ 150,266	$ 137,476	$ 139,619	$ (49,859)	$ 2,143
CC#32 Public Affairs	$ 851,284	$ 875,491	$ 970,090	$ 1,034,137	$ 118,806	$ 64,047
CC#35 Water Use Efficiency	$ 232,533	$ 341,527	$ 222,401	$ 234,487	$ (10,132)	$ 12,086
CC#36 Water Loss Control	$ -	$ 600	$ 139,317	$ 151,265	$ 139,317	$ 11,948
CC#41 Finance	$ 547,775	$ 594,526	$ 682,240	$ 756,765	$ 134,465	$ 74,525
CC#45 Information Technology	$ 135,124	$ 154,888	$ 157,227	$ 167,460	$ 22,103	$ 10,233
6010-SALARIES AND WAGES - ADMIN Total	**$ 4,952,736**	**$ 4,881,633**	**$ 5,361,437**	**$ 5,761,020**	**$ 408,701**	**$ 399,583**
6012-GRANT RECOVERY - SALARIES						
CC#32 Public Affairs	$ (33,000)	$ (33,000)	$ -	$ -	$ 33,000	$ -
6012-GRANT RECOVERY - SALARIES Total	**$ (33,000)**	**$ (33,000)**	**$ -**	**$ -**	**$ 33,000**	**$ -**
6090-DIRECTORS COMPENSATION - MWDOC						
CC#11 Board Relations	$ 281,917	$ 275,208	$ 290,942	$ 300,923	$ 9,025	$ 9,981
6090-DIRECTORS COMPENSATION - MWDOC Total	**$ 281,917**	**$ 275,208**	**$ 290,942**	**$ 300,923**	**$ 9,025**	**$ 9,981**
6095-DIRECTORS COMPENSATION-MET						
CC#11 Board Relations	$ 161,096	$ 156,399	$ 166,253	$ 171,956	$ 5,157	$ 5,703
6095-DIRECTORS COMPENSATION-MET Total	**$ 161,096**	**$ 156,399**	**$ 166,253**	**$ 171,956**	**$ 5,157**	**$ 5,703**
6105-BENEFITS ADMIN						

Municipal Water District of Orange County (MWDOC) Biennial Budget
Detail Of Revenue and Expenditure By Accounts And Cost Centers
Core Fund

Type	Adopted FY25-26	Projected FY25-26	Proposed FY26-27	Proposed FY27-28	FY25-26 to FY26-27 Variance	FY26-27 to FY27-28 Variance
CC#11 Board Relations	$ 136,819	$ 112,796	$ 127,346	$ 134,632	$ (9,473)	$ 7,286
CC#12 Administration	$ 221,094	$ 173,968	$ 190,675	$ 189,987	$ (30,419)	$ (688)
CC#13 Human Resources	$ 122,537	$ 119,948	$ 130,374	$ 126,640	$ 7,837	$ (3,734)
CC#19 Overhead	$ 180,486	$ 215,651	$ 230,666	$ 247,645	$ 50,180	$ 16,979
CC#21 Engineering & Planning	$ 161,397	$ 175,675	$ 210,338	$ 221,194	$ 48,941	$ 10,856
CC#23 Metropolitan & Water Resources	$ 104,709	$ 110,771	$ 127,380	$ 132,177	$ 22,671	$ 4,797
CC#31 Government Affairs & Policy	$ 60,211	$ 51,114	$ 45,510	$ 45,321	$ (14,701)	$ (189)
CC#32 Public Affairs	$ 259,741	$ 280,607	$ 324,169	$ 341,678	$ 64,428	$ 17,509
CC#35 Water Use Efficiency	$ 69,434	$ 105,404	$ 68,859	$ 72,389	$ (575)	$ 3,530
CC#36 Water Loss Control	$ -	$ 182	$ 43,497	$ 46,527	$ 43,497	$ 3,030
CC#41 Finance	$ 164,353	$ 194,183	$ 232,074	$ 250,351	$ 67,721	$ 18,277
CC#45 Information Technology	$ 44,736	$ 52,491	$ 53,249	$ 55,524	$ 8,513	$ 2,275
6105-BENEFITS ADMIN Total	**$ 1,525,517**	**$ 1,592,790**	**$ 1,784,137**	**$ 1,864,065**	**$ 258,620**	**$ 79,928**
6109-UNFUNDED PENSION						
CC#19 Overhead	$ 207,000	$ 207,000	$ 207,000	$ 207,000	$ -	$ -
6109-UNFUNDED PENSION Total	**$ 207,000**	**$ 207,000**	**$ 207,000**	**$ 207,000**	**$ -**	**$ -**
6111-OVERHEAD REIMBURSEMENT						
CC#19 Overhead	$ (504,105)	$ (94,640)	$ (439,671)	$ (473,083)	$ 64,434	$ (33,412)
6111-OVERHEAD REIMBURSEMENT Total	**$ (504,105)**	**$ (94,640)**	**$ (439,671)**	**$ (473,083)**	**$ 64,434**	**$ (33,412)**
6115-DIRECTORS BENEFITS						
CC#11 Board Relations	$ 158,371	$ 152,929	$ 174,974	$ 181,496	$ 16,603	$ 6,522
6115-DIRECTORS BENEFITS Total	**$ 158,371**	**$ 152,929**	**$ 174,974**	**$ 181,496**	**$ 16,603**	**$ 6,522**
6120-HEALTH INSURANCE FOR RETIREES						
CC#19 Overhead	$ 122,517	$ 107,000	$ 123,710	$ 128,658	$ 1,193	$ 4,948
6120-HEALTH INSURANCE FOR RETIREES Total	**$ 122,517**	**$ 107,000**	**$ 123,710**	**$ 128,658**	**$ 1,193**	**$ 4,948**
6205-TRAINING EXPENSE (See Exh J)						
CC#11 Board Relations	$ 2,500	$ -	$ 2,500	$ 2,500	$ -	$ -
CC#12 Administration	$ 6,000	$ -	$ -	$ -	$ (6,000)	$ -
CC#13 Human Resources	$ 58,945	$ 52,000	$ 54,000	$ 56,000	$ (4,945)	$ 2,000
CC#31 Government Affairs & Policy	$ 15,000	$ -	$ -	$ -	$ (15,000)	$ -
6205-TRAINING EXPENSE (See Exh J) Total	**$ 82,445**	**$ 52,000**	**$ 56,500**	**$ 58,500**	**$ (25,945)**	**$ 2,000**
6210-TUITION REIMBURSEMENT						
CC#13 Human Resources	$ 6,500	$ 7,662	$ 6,900	$ 7,100	$ 400	$ 200
6210-TUITION REIMBURSEMENT Total	**$ 6,500**	**$ 7,662**	**$ 6,900**	**$ 7,100**	**$ 400**	**$ 200**
6220-TEMPORARY HELP EXPENSE						
CC#12 Administration	$ 5,000	$ -	$ 5,000	$ 5,000	$ -	$ -
6220-TEMPORARY HELP EXPENSE Total	**$ 5,000**	**$ -**	**$ 5,000**	**$ 5,000**	**$ -**	**$ -**
7010-OUTSIDE CONSULTING SERVICES (See Exh J)						
CC#21 Engineering & Planning	$ 470,000	$ 1,607,850	$ 355,000	$ 295,000	$ (115,000)	$ (60,000)
CC#23 Metropolitan & Water Resources	$ 100,000	$ 100,000	$ 95,000	$ 103,000	$ (5,000)	$ 8,000
7010-OUTSIDE CONSULTING SERVICES (See Exh J) Total	**$ 570,000**	**$ 1,707,850**	**$ 450,000**	**$ 398,000**	**$ (120,000)**	**$ (52,000)**
7020-LEGAL EXPENSE (See Exh J)						
CC#11 Board Relations	$ 235,000	$ 235,000	$ 230,000	$ 235,000	$ (5,000)	$ 5,000
CC#13 Human Resources	$ 25,000	$ 31,000	$ 27,040	$ 28,121	$ 2,040	$ 1,081
7020-LEGAL EXPENSE (See Exh J) Total	**$ 260,000**	**$ 266,000**	**$ 257,040**	**$ 263,121**	**$ (2,960)**	**$ 6,081**
7030-AUDIT EXPENSE (See Exh J)						
CC#41 Finance	$ 37,445	$ 32,455	$ 38,418	$ 39,420	$ 973	$ 1,002
7030-AUDIT EXPENSE (See Exh J) Total	**$ 37,445**	**$ 32,455**	**$ 38,418**	**$ 39,420**	**$ 973**	**$ 1,002**
7040-PROFESSIONAL SERVICES (See Exh J)						

Municipal Water District of Orange County (MWDOC) Biennial Budget
Detail Of Revenue and Expenditure By Accounts And Cost Centers
Core Fund

Type	Adopted FY25-26	Projected FY25-26	Proposed FY26-27	Proposed FY27-28	FY25-26 to FY26-27 Variance	FY26-27 to FY27-28 Variance
CC#12 Administration	$ -	$ 21,000	$ 21,000	$ 21,840	$ 21,000	$ 840
CC#13 Human Resources	$ -	$ -	$ 60,000	$ -	$ 60,000	$ (60,000)
CC#19 Overhead	$ 5,000	$ 5,000	$ 975	$ 1,014	$ (4,025)	$ 39
CC#31 Government Affairs & Policy	$ 394,000	$ 381,000	$ 370,000	$ 370,000	$ (24,000)	$ -
CC#32 Public Affairs	$ 220,000	$ 165,000	$ 170,000	$ 175,000	$ (50,000)	$ 5,000
CC#35 Water Use Efficiency	$ 215,000	$ 205,000	$ 70,000	$ 75,000	$ (145,000)	$ 5,000
CC#36 Water Loss Control	$ -	$ -	$ 100,000	$ 100,000	$ 100,000	$ -
CC#41 Finance	$ 15,200	$ 4,000	$ 9,700	$ 11,800	$ (5,500)	$ 2,100
CC#45 Information Technology	$ 65,000	$ 40,000	$ 69,000	$ 69,360	$ 4,000	$ 360
7040-PROFESSIONAL SERVICES (See Exh J) Total	**$ 914,200**	**$ 821,000**	**$ 870,675**	**$ 824,014**	**$ (43,525)**	**$ (46,661)**
7110-CONFERENCE - EMPLOYEE (See Exh E)						
CC#12 Administration	$ 42,497	$ 20,830	$ 18,355	$ 18,850	$ (24,142)	$ 495
CC#13 Human Resources	$ -	$ -	$ 2,700	$ 2,848	$ 2,700	$ 148
CC#21 Engineering & Planning	$ -	$ 1,000	$ 200	$ 208	$ 200	$ 8
CC#31 Government Affairs & Policy	$ -	$ 7,230	$ 9,757	$ 8,665	$ 9,757	$ (1,092)
CC#32 Public Affairs	$ -	$ 2,530	$ 3,599	$ 4,634	$ 3,599	$ 1,035
CC#35 Water Use Efficiency	$ -	$ 3,000	$ 4,900	$ 5,096	$ 4,900	$ 196
CC#36 Water Loss Control	$ -	$ 4,875	$ 6,600	$ 6,869	$ 6,600	$ 269
CC#41 Finance	$ -	$ -	$ -	$ 1,400	$ -	$ 1,400
7110-CONFERENCE - EMPLOYEE (See Exh E) Total	**$ 42,497**	**$ 39,465**	**$ 46,111**	**$ 48,570**	**$ 3,614**	**$ 2,459**
7115-CONFERENCE EXPENSE-DIRECTOR (See Exh F)						
CC#11 Board Relations	$ 17,155	$ 21,095	$ 21,784	$ 22,617	$ 4,629	$ 833
7115-CONFERENCE EXPENSE-DIRECTOR (See Exh F) Total	**$ 17,155**	**$ 21,095**	**$ 21,784**	**$ 22,617**	**$ 4,629**	**$ 833**
7150-TRAVEL/ACCOMMODATION-EMPLOYEE (See Exh E)						
CC#12 Administration	$ 85,900	$ 28,373	$ 27,600	$ 28,420	$ (58,300)	$ 820
CC#13 Human Resources	$ -	$ -	$ 2,900	$ 2,916	$ 2,900	$ 16
CC#21 Engineering & Planning	$ -	$ 1,800	$ 600	$ 624	$ 600	$ 24
CC#23 Metropolitan & Water Resources	$ -	$ -	$ 850	$ 884	$ 850	$ 34
CC#31 Government Affairs & Policy	$ -	$ 21,807	$ 17,350	$ 17,840	$ 17,350	$ 490
CC#32 Public Affairs	$ -	$ 7,000	$ 5,750	$ 5,980	$ 5,750	$ 230
CC#35 Water Use Efficiency	$ -	$ 11,800	$ 13,420	$ 13,426	$ 13,420	$ 6
CC#36 Water Loss Control	$ -	$ 7,389	$ 7,150	$ 7,436	$ 7,150	$ 286
CC#41 Finance	$ -	$ -	$ -	$ 300	$ -	$ 300
7150-TRAVEL/ACCOMMODATION-EMPLOYEE (See Exh E) Total	**$ 85,900**	**$ 78,169**	**$ 75,620**	**$ 77,826**	**$ (10,280)**	**$ 2,206**
7155-TRAVEL/ACCOMMODATION-DIRECTOR (See Exh F)						
CC#11 Board Relations	$ 36,625	$ 36,050	$ 31,400	$ 32,536	$ (5,225)	$ 1,136
7155-TRAVEL/ACCOMMODATION-DIRECTOR (See Exh F) Total	**$ 36,625**	**$ 36,050**	**$ 31,400**	**$ 32,536**	**$ (5,225)**	**$ 1,136**
7210-MEMBERSHIP & SPONSORSHIP (See Exh D)						
CC#11 Board Relations	$ 48,652	$ 53,956	$ 47,084	$ 48,785	$ (1,568)	$ 1,701
CC#12 Administration	$ 151,684	$ 33,394	$ 34,663	$ 36,049	$ (117,021)	$ 1,386
CC#13 Human Resources	$ -	$ 1,344	$ 1,398	$ 1,453	$ 1,398	$ 55
CC#21 Engineering & Planning	$ -	$ 13,533	$ 15,333	$ 16,406	$ 15,333	$ 1,073
CC#23 Metropolitan & Water Resources	$ -	$ 17,000	$ 17,680	$ 18,387	$ 17,680	$ 707
CC#31 Government Affairs & Policy	$ 12,500	$ 86,532	$ 69,178	$ 71,883	$ 56,678	$ 2,705
CC#32 Public Affairs	$ -	$ 2,688	$ 3,356	$ 2,809	$ 3,356	$ (547)
CC#35 Water Use Efficiency	$ 8,550	$ 9,050	$ 9,050	$ 9,250	$ 500	$ 200
CC#36 Water Loss Control	$ -	$ 2,197	$ 2,285	$ 2,376	$ 2,285	$ 91
CC#41 Finance	$ -	$ 505	$ 510	$ 516	$ 510	$ 6
CC#45 Information Technology	$ -	$ 742	$ 771	$ 803	$ 771	$ 32
7210-MEMBERSHIP & SPONSORSHIP (See Exh D) Total	**$ 221,386**	**$ 220,941**	**$ 201,308**	**$ 208,717**	**$ (20,078)**	**$ 7,409**
7220-EDUCATION INITIATIVE						
CC#32 Public Affairs	$ 35,000	$ -	$ 45,000	$ 45,000	$ 10,000	$ -
7220-EDUCATION INITIATIVE Total	**$ 35,000**	**$ -**	**$ 45,000**	**$ 45,000**	**$ 10,000**	**$ -**

Municipal Water District of Orange County (MWDOC) Biennial Budget
Detail Of Revenue and Expenditure By Accounts And Cost Centers
Core Fund

Type	Adopted FY25-26	Projected FY25-26	Proposed FY26-27	Proposed FY27-28	FY25-26 to FY26-27 Variance	FY26-27 to FY27-28 Variance
7250-CDR SUPPORT						
CC#12 Administration	$ 72,650	$ 72,648	$ -	$ -	$ (72,650)	$ -
CC#21 Engineering & Planning	$ -	$ -	$ 77,272	$ 77,272	$ 77,272	$ -
7250-CDR SUPPORT Total	**$ 72,650**	**$ 72,648**	**$ 77,272**	**$ 77,272**	**$ 4,622**	**$ -**
7305-BUSINESS EXPENSE						
CC#12 Administration	$ 5,500	$ 5,607	$ 5,720	$ 5,949	$ 220	$ 229
7305-BUSINESS EXPENSE Total	**$ 5,500**	**$ 5,607**	**$ 5,720**	**$ 5,949**	**$ 220**	**$ 229**
7310-OFFICE MAINTENANCE						
CC#19 Overhead	$ 156,000	$ 150,000	$ 163,385	$ 169,921	$ 7,385	$ 6,536
7310-OFFICE MAINTENANCE Total	**$ 156,000**	**$ 150,000**	**$ 163,385**	**$ 169,921**	**$ 7,385**	**$ 6,536**
7315-BUILDING REPAIR & MAINTENANCE						
CC#19 Overhead	$ 57,200	$ 59,000	$ 64,381	$ 66,957	$ 7,181	$ 2,576
7315-BUILDING REPAIR & MAINTENANCE Total	**$ 57,200**	**$ 59,000**	**$ 64,381**	**$ 66,957**	**$ 7,181**	**$ 2,576**
7320-STORAGE RENTAL AND EQUIP LEASE						
CC#19 Overhead	$ 1,125	$ 1,000	$ 1,170	$ 1,217	$ 45	$ 47
7320-STORAGE RENTAL AND EQUIP LEASE Total	**$ 1,125**	**$ 1,000**	**$ 1,170**	**$ 1,217**	**$ 45**	**$ 47**
7330-OFFICE SUPPLIES						
CC#19 Overhead	$ 28,000	$ 25,000	$ 28,000	$ 29,120	$ -	$ 1,120
7330-OFFICE SUPPLIES Total	**$ 28,000**	**$ 25,000**	**$ 28,000**	**$ 29,120**	**$ -**	**$ 1,120**
7340-POSTAGE-MAIL DELIVERY						
CC#11 Board Relations	$ 6,000	$ 6,000	$ 6,000	$ 6,000	$ -	$ -
CC#19 Overhead	$ 2,800	$ 1,500	$ 2,124	$ 2,209	$ (676)	$ 85
7340-POSTAGE-MAIL DELIVERY Total	**$ 8,800**	**$ 7,500**	**$ 8,124**	**$ 8,209**	**$ (676)**	**$ 85**
7350-SUBSCRIPTIONS-BOOKS						
CC#12 Administration	$ 10,000	$ 11,500	$ 6,500	$ 6,760	$ (3,500)	$ 260
7350-SUBSCRIPTIONS-BOOKS Total	**$ 10,000**	**$ 11,500**	**$ 6,500**	**$ 6,760**	**$ (3,500)**	**$ 260**
7360-REPRODUCTION EXPENSE						
CC#19 Overhead	$ 8,500	$ 10,000	$ -	$ -	$ (8,500)	$ -
CC#32 Public Affairs	$ 100,000	$ 100,000	$ 104,000	$ 109,970	$ 4,000	$ 5,970
7360-REPRODUCTION EXPENSE Total	**$ 108,500**	**$ 110,000**	**$ 104,000**	**$ 109,970**	**$ (4,500)**	**$ 5,970**
7410-COMPUTER AND PERIPHERALS MAINT						
CC#45 Information Technology	$ 15,850	$ 13,000	$ 15,300	$ 16,853	$ (550)	$ 1,553
7410-COMPUTER AND PERIPHERALS MAINT Total	**$ 15,850**	**$ 13,000**	**$ 15,300**	**$ 16,853**	**$ (550)**	**$ 1,553**
7430-SOFTWARE PURCHASE						
CC#21 Engineering & Planning	$ 4,900	$ -	$ -	$ -	$ (4,900)	$ -
CC#41 Finance	$ 120,000	$ 34,900	$ -	$ -	$ (120,000)	$ -
CC#45 Information Technology	$ 144,411	$ 120,000	$ 228,543	$ 241,259	$ 84,132	$ 12,716
7430-SOFTWARE PURCHASE Total	**$ 269,311**	**$ 154,900**	**$ 228,543**	**$ 241,259**	**$ (40,768)**	**$ 12,716**
7440-SOFTWARE SUPPORT						
CC#41 Finance	$ 15,000	$ 56,600	$ -	$ -	$ (15,000)	$ -
CC#45 Information Technology	$ 5,000	$ 3,000	$ 3,600	$ 3,800	$ (1,400)	$ 200
7440-SOFTWARE SUPPORT Total	**$ 20,000**	**$ 59,600**	**$ 3,600**	**$ 3,800**	**$ (16,400)**	**$ 200**
7450-COMPUTERS AND EQUIPMENT						
CC#45 Information Technology	$ 45,250	$ 30,000	$ 12,750	$ 12,750	$ (32,500)	$ -
7450-COMPUTERS AND EQUIPMENT Total	**$ 45,250**	**$ 30,000**	**$ 12,750**	**$ 12,750**	**$ (32,500)**	**$ -**
7610-AUTOMOTIVE EXPENSE-MILEAGE						
CC#11 Board Relations	$ 7,000	$ 7,000	$ 7,000	$ 7,000	$ -	$ -

Municipal Water District of Orange County (MWDOC) Biennial Budget
Detail Of Revenue and Expenditure By Accounts And Cost Centers
Core Fund

Type	Adopted FY25-26	Projected FY25-26	Proposed FY26-27	Proposed FY27-28	FY25-26 to FY26-27 Variance	FY26-27 to FY27-28 Variance
CC#12 Administration	$ 4,500	$ 3,600	$ 4,500	$ 4,680	$ -	$ 180
7610-AUTOMOTIVE EXPENSE-MILEAGE Total	**$ 11,500**	**$ 10,600**	**$ 11,500**	**$ 11,680**	**$ -**	**$ 180**
7615-TOLL ROAD CHARGES						
CC#11 Board Relations	$ 300	$ 300	$ 300	$ 300	$ -	$ -
CC#12 Administration	$ 250	$ 200	$ 250	$ 260	$ -	$ 10
7615-TOLL ROAD CHARGES Total	**$ 550**	**$ 500**	**$ 550**	**$ 560**	**$ -**	**$ 10**
7620-INSURANCE EXPENSE						
CC#19 Overhead	$ 233,950	$ 210,000	$ 238,426	$ 247,965	$ 4,476	$ 9,539
7620-INSURANCE EXPENSE Total	**$ 233,950**	**$ 210,000**	**$ 238,426**	**$ 247,965**	**$ 4,476**	**$ 9,539**
7640-UTILITIES-TELEPHONE						
CC#19 Overhead	$ 46,924	$ 38,430	$ 43,675	$ 45,421	$ (3,249)	$ 1,746
CC#32 Public Affairs	$ 550	$ -	$ -	$ -	$ (550)	$ -
7640-UTILITIES-TELEPHONE Total	**$ 47,474**	**$ 38,430**	**$ 43,675**	**$ 45,421**	**$ (3,799)**	**$ 1,746**
7650-BANK FEES						
CC#19 Overhead	$ 2,400	$ 100	$ 1,600	$ 1,600	$ (800)	$ -
7650-BANK FEES Total	**$ 2,400**	**$ 100**	**$ 1,600**	**$ 1,600**	**$ (800)**	**$ -**
7670-MISCELLANEOUS EXPENSE						
CC#11 Board Relations	$ 6,000	$ 6,000	$ 9,380	$ 9,995	$ 3,380	$ 615
CC#12 Administration	$ 3,800	$ 3,000	$ 3,800	$ 3,952	$ -	$ 152
CC#13 Human Resources	$ 35,500	$ 38,000	$ 39,520	$ 41,000	$ 4,020	$ 1,480
CC#19 Overhead	$ 3,500	$ 3,400	$ 3,600	$ 3,744	$ 100	$ 144
CC#21 Engineering & Planning	$ 7,500	$ 2,152	$ -	$ -	$ (7,500)	$ -
CC#23 Metropolitan & Water Resources	$ 1,500	$ 1,500	$ 1,500	$ 1,500	$ -	$ -
CC#31 Government Affairs & Policy	$ 1,500	$ -	$ 10,000	$ 10,000	$ 8,500	$ -
CC#32 Public Affairs	$ 67,400	$ 100,000	$ 26,500	$ 27,500	$ (40,900)	$ 1,000
CC#35 Water Use Efficiency	$ 6,000	$ 4,000	$ 6,000	$ 6,000	$ -	$ -
CC#41 Finance	$ 1,000	$ 1,100	$ 1,200	$ 1,200	$ 200	$ -
CC#45 Information Technology	$ 1,500	$ 1,000	$ 2,000	$ 2,000	$ 500	$ -
7670-MISCELLANEOUS EXPENSE Total	**$ 135,200**	**$ 160,152**	**$ 103,500**	**$ 106,891**	**$ (31,700)**	**$ 3,391**
8510-MWDOCS CONTRIB TO PROGRAMS						
CC#00 General	$ -	$ -	$ 33,333	$ 33,333	$ 33,333	$ -
CC#24 MWDOC Contribution to WEROC	$ 353,149	$ 353,149	$ 365,686	$ 391,347	$ 12,537	$ 25,661
8510-MWDOCS CONTRIB TO PROGRAMS Total	**$ 353,149**	**$ 353,149**	**$ 399,019**	**$ 424,680**	**$ 45,870**	**$ 25,661**
8710-ELECTION EXPENSES						
CC#11 Board Relations	$ 605,000	$ 605,000	$ 600,000	$ 470,000	$ (5,000)	$ (130,000)
8710-ELECTION EXPENSES Total	**$ 605,000**	**$ 605,000**	**$ 600,000**	**$ 470,000**	**$ (5,000)**	**$ (130,000)**
8810-CAPITAL ACQUISITION						
CC#19 Overhead	$ -	$ 7,500	$ -	$ -	$ -	$ -
CC#45 Information Technology	$ 25,000	$ -	$ -	$ -	$ (25,000)	$ -
8810-CAPITAL ACQUISITION Total	**$ 25,000**	**$ 7,500**	**$ -**	**$ -**	**$ (25,000)**	**$ -**
8811-BUILDING EXPENSE						
CC#19 Overhead	$ -	$ -	$ 75,000	$ -	$ 75,000	$ (75,000)
8811-BUILDING EXPENSE Total	**$ -**	**$ -**	**$ 75,000**	**$ -**	**$ 75,000**	**$ (75,000)**
Expenditure Total	**$ 11,398,611**	**$ 12,613,192**	**$ 11,966,553**	**$ 12,231,290**	**$ 567,942**	**$ 264,737**
Net Increase to (Use of) Reserves	**$ (1,352)**	**$ 1,749**	**$ 60,207**	**$ (64,506)**	**$ 61,559**	**$ (124,713)**

Municipal Water District of Orange County (MWDOC) Biennial Budget
Detail Of Revenue and Expenditure By Accounts And Cost Centers
Choice Fund

Type	Adopted FY25-26	Projected FY25-26	Proposed FY26-27	Proposed FY27-28	FY25-26 to FY26-27 Variance	FY26-27 to FY27-28 Variance
Revenue						
4215-CHOICE REVENUE						
CC#62 Water Use Efficiency (Choice)	$ 1,183,382	$ 1,054,339	$ 953,736	$ 1,006,935	$ (229,646)	$ 53,199
CC#63 School Program (Choice)	$ 504,809	$ 377,786	$ 524,947	$ 542,463	$ 20,138	$ 17,516
CC#70 Water Loss Control (Choice)	$ 369,444	$ 280,866	$ 1,119,596	$ 1,169,193	$ 750,152	$ 49,597
4215-CHOICE REVENUE Total	**$ 2,057,635**	**$ 1,712,991**	**$ 2,598,279**	**$ 2,718,591**	**$ 540,644**	**$ 120,312**
4230-REIMBURSEMENTS						
CC#71 Engineering (Choice)	$ -	$ -	$ 203,000	$ 215,667	$ 203,000	$ 12,667
4230-REIMBURSEMENTS Total	**$ -**	**$ -**	**$ 203,000**	**$ 215,667**	**$ 203,000**	**$ 12,667**
4305-REVENUE FROM MWD						
CC#70 Water Loss Control (Choice)	$ 312,321	$ 252,011	$ 248,355	$ 248,355	$ (63,966)	$ -
4305-REVENUE FROM MWD Total	**$ 312,321**	**$ 252,011**	**$ 248,355**	**$ 248,355**	**$ (63,966)**	**$ -**
4705-PRIOR YEAR CARRYOVER						
CC#61 AMP Administration	$ 944	$ 3	$ -	$ -	$ (944)	$ -
4705-PRIOR YEAR CARRYOVER Total	**$ 944**	**$ 3**	**$ -**	**$ -**	**$ (944)**	**$ -**
Revenue Total	**$ 2,370,900**	**$ 1,965,005**	**$ 3,049,634**	**$ 3,182,613**	**$ 678,734**	**$ 132,979**
Expenditure						
6010-SALARIES AND WAGES - ADMIN						
CC#61 AMP Administration	$ 745	$ -	$ -	$ -	$ (745)	$ -
CC#62 Water Use Efficiency (Choice)	$ 579,176	$ 511,614	$ 443,070	$ 476,555	$ (136,106)	$ 33,485
CC#63 School Program (Choice)	$ 8,815	$ 9,253	$ 10,511	$ 11,757	$ 1,696	$ 1,246
CC#70 Water Loss Control (Choice)	$ 300,762	$ 236,582	$ 334,832	$ 357,039	$ 34,070	$ 22,207
6010-SALARIES AND WAGES - ADMIN Total	**$ 889,498**	**$ 757,449**	**$ 788,413**	**$ 845,351**	**$ (101,085)**	**$ 56,938**
6012-GRANT RECOVERY - SALARIES						
CC#62 Water Use Efficiency (Choice)	$ (15,000)	$ (6,578)	$ -	$ -	$ 15,000	$ -
6012-GRANT RECOVERY - SALARIES Total	**$ (15,000)**	**$ (6,578)**	**$ -**	**$ -**	**$ 15,000**	**$ -**
6105-BENEFITS ADMIN						
CC#61 AMP Administration	$ 199	$ 3	$ -	$ -	$ (199)	$ -
CC#62 Water Use Efficiency (Choice)	$ 149,585	$ 132,072	$ 110,243	$ 124,066	$ (39,342)	$ 13,823
CC#63 School Program (Choice)	$ 3,069	$ 3,233	$ 3,775	$ 4,137	$ 706	$ 362
CC#70 Water Loss Control (Choice)	$ 96,104	$ 72,810	$ 93,200	$ 97,739	$ (2,904)	$ 4,539
6105-BENEFITS ADMIN Total	**$ 248,957**	**$ 208,118**	**$ 207,218**	**$ 225,942**	**$ (41,739)**	**$ 18,724**
6111-OVERHEAD REIMBURSEMENT						
CC#62 Water Use Efficiency (Choice)	$ 322,961	$ 284,251	$ 244,343	$ 265,234	$ (78,618)	$ 20,891
CC#63 School Program (Choice)	$ 5,267	$ -	$ 6,309	$ 7,019	$ 1,042	$ 710
CC#70 Water Loss Control (Choice)	$ 175,877	$ 136,628	$ 189,019	$ 200,830	$ 13,142	$ 11,811
6111-OVERHEAD REIMBURSEMENT Total	**$ 504,105**	**$ 420,879**	**$ 439,671**	**$ 473,083**	**$ (64,434)**	**$ 33,412**
6205-TRAINING EXPENSE (See Exh J)						
CC#70 Water Loss Control (Choice)	$ 2,000	$ 2,200	$ 2,000	$ 2,000	$ -	$ -
6205-TRAINING EXPENSE (See Exh J) Total	**$ 2,000**	**$ 2,200**	**$ 2,000**	**$ 2,000**	**$ -**	**$ -**
7040-PROFESSIONAL SERVICES (See Exh J)						
CC#62 Water Use Efficiency (Choice)	$ 139,530	$ 130,000	$ 149,100	$ 134,100	$ 9,570	$ (15,000)
CC#63 School Program (Choice)	$ 487,658	$ 365,300	$ 504,352	$ 519,550	$ 16,694	$ 15,198
CC#70 Water Loss Control (Choice)	$ 83,270	$ 60,000	$ 720,000	$ 730,000	$ 636,730	$ 10,000
CC#71 Engineering (Choice)	$ -	$ -	$ 203,000	$ 215,667	$ 203,000	$ 12,667
7040-PROFESSIONAL SERVICES (See Exh J) Total	**$ 710,458**	**$ 555,300**	**$ 1,576,452**	**$ 1,599,317**	**$ 865,994**	**$ 22,865**

Municipal Water District of Orange County (MWDOC) Biennial Budget
Detail Of Revenue and Expenditure By Accounts And Cost Centers
Choice Fund

Type	Adopted FY25-26	Projected FY25-26	Proposed FY26-27	Proposed FY27-28	FY25-26 to FY26-27 Variance	FY26-27 to FY27-28 Variance
7332-SUPPLIES - WATER LOSS CONTROL						
CC#70 Water Loss Control (Choice)	$ 4,000	$ 3,400	$ 4,000	$ 4,500	$ -	$ 500
7332-SUPPLIES - WATER LOSS CONTROL Total	**$ 4,000**	**$ 3,400**	**$ 4,000**	**$ 4,500**	**$ -**	**$ 500**
7340-POSTAGE-MAIL DELIVERY						
CC#62 Water Use Efficiency (Choice)	$ 650	$ 500	$ 500	$ 500	$ (150)	$ -
7340-POSTAGE-MAIL DELIVERY Total	**$ 650**	**$ 500**	**$ 500**	**$ 500**	**$ (150)**	**$ -**
7430-SOFTWARE PURCHASE						
CC#70 Water Loss Control (Choice)	$ 2,420	$ 2,200	$ 3,200	$ 3,200	$ 780	$ -
7430-SOFTWARE PURCHASE Total	**$ 2,420**	**$ 2,200**	**$ 3,200**	**$ 3,200**	**$ 780**	**$ -**
7610-AUTOMOTIVE EXPENSE-MILEAGE						
CC#70 Water Loss Control (Choice)	$ 100	$ 100	$ 100	$ 120	$ -	$ 20
7610-AUTOMOTIVE EXPENSE-MILEAGE Total	**$ 100**	**$ 100**	**$ 100**	**$ 120**	**$ -**	**$ 20**
7612-VEHICLE EXPENSE						
CC#70 Water Loss Control (Choice)	$ 10,000	$ 10,000	$ 12,000	$ 12,000	$ 2,000	$ -
7612-VEHICLE EXPENSE Total	**$ 10,000**	**$ 10,000**	**$ 12,000**	**$ 12,000**	**$ 2,000**	**$ -**
7615-TOLL ROAD CHARGES						
CC#70 Water Loss Control (Choice)	$ 400	$ 1,500	$ 2,000	$ 2,000	$ 1,600	$ -
7615-TOLL ROAD CHARGES Total	**$ 400**	**$ 1,500**	**$ 2,000**	**$ 2,000**	**$ 1,600**	**$ -**
7620-INSURANCE EXPENSE						
CC#70 Water Loss Control (Choice)	$ 200	$ 177	$ 200	$ 220	$ -	$ 20
7620-INSURANCE EXPENSE Total	**$ 200**	**$ 177**	**$ 200**	**$ 220**	**$ -**	**$ 20**
7640-UTILITIES-TELEPHONE						
CC#62 Water Use Efficiency (Choice)	$ 480	$ 480	$ 480	$ 480	$ -	$ -
CC#70 Water Loss Control (Choice)	$ 1,632	$ 2,280	$ 2,400	$ 2,400	$ 768	$ -
7640-UTILITIES-TELEPHONE Total	**$ 2,112**	**$ 2,760**	**$ 2,880**	**$ 2,880**	**$ 768**	**$ -**
7670-MISCELLANEOUS EXPENSE						
CC#62 Water Use Efficiency (Choice)	$ 6,000	$ 2,000	$ 6,000	$ 6,000	$ -	$ -
CC#70 Water Loss Control (Choice)	$ 5,000	$ 5,000	$ 5,000	$ 5,500	$ -	$ 500
7670-MISCELLANEOUS EXPENSE Total	**$ 11,000**	**$ 7,000**	**$ 11,000**	**$ 11,500**	**$ -**	**$ 500**
Expenditure Total	**$ 2,370,900**	**$ 1,965,005**	**$ 3,049,634**	**$ 3,182,613**	**$ 678,734**	**$ 132,979**
Net Increase to (Use of) Reserves	**$ -**	**$ -**	**$ -**	**$ -**	**$ -**	**$ -**

Municipal Water District of Orange County (MWDOC) Biennial Budget
Detail Of Revenue Source And Expenditure By Cost Centers And Accounts
Core Fund

Cost Centers	Adopted FY25-26	Projected FY25-26	Proposed FY26-27	Proposed FY27-28	FY25-26 to FY26-27 Variance	FY26-27 to FY27-28 Variance
CC#00 General						
Revenue						
4050-RETAIL CONNECTION CHARGE (See Exh C)	$ 9,939,371	$ 9,939,371	$ 10,278,727	$ 10,686,812	$ 339,356	$ 408,085
4055-GROUND WATER CUSTOMER CHARGE	$ 414,371	$ 414,371	$ 427,658	$ 441,989	$ 13,287	$ 14,331
4105-INTEREST REVENUE	$ 916,000	$ 931,000	$ 962,952	$ 810,785	$ 46,952	$ (152,167)
4240-MISCELLANEOUS INCOME	$ 5,000	$ 1,200	$ 5,000	$ 5,000	$ -	$ -
4705-PRIOR YEAR CARRYOVER	$ -	$ -	$ 195,380	$ 60,207	$ 195,380	$ (135,173)
4XXX-REIMB FROM OPEB RESERVE/115 TRUST	$ 122,517	$ 107,000	$ 123,710	$ 128,658	$ 1,193	$ 4,948
Revenue Total	**$ 11,397,259**	**$ 11,392,942**	**$ 11,993,427**	**$ 12,133,451**	**$ 596,168**	**$ 140,024**
Expenditure						
8510-MWDOCS CONTRIB TO PROGRAMS	$ -	$ -	$ 33,333	$ 33,333	$ 33,333	$ -
Expenditure Total	**$ -**	**$ -**	**$ 33,333**	**$ 33,333**	**$ 33,333**	**$ -**
CC#11 Board Relations						
Expenditure						
6010-SALARIES AND WAGES - ADMIN	$ 468,708	$ 352,312	$ 369,234	$ 388,250	$ (99,474)	$ 19,016
6090-DIRECTORS COMPENSATION - MWDOC	$ 281,917	$ 275,208	$ 290,942	$ 300,923	$ 9,025	$ 9,981
6095-DIRECTORS COMPENSATION-MET	$ 161,096	$ 156,399	$ 166,253	$ 171,956	$ 5,157	$ 5,703
6105-BENEFITS ADMIN	$ 136,819	$ 112,796	$ 127,346	$ 134,632	$ (9,473)	$ 7,286
6115-DIRECTORS BENEFITS	$ 158,371	$ 152,929	$ 174,974	$ 181,496	$ 16,603	$ 6,522
6205-TRAINING EXPENSE (See Exh J)	$ 2,500	$ -	$ 2,500	$ 2,500	$ -	$ -
7020-LEGAL EXPENSE (See Exh J)	$ 235,000	$ 235,000	$ 230,000	$ 235,000	$ (5,000)	$ 5,000
7115-CONFERENCE EXPENSE-DIRECTOR (See Exh F)	$ 17,155	$ 21,095	$ 21,784	$ 22,617	$ 4,629	$ 833
7155-TRAVEL/ACCOMMODATION-DIRECTOR (See Exh F)	$ 36,625	$ 36,050	$ 31,400	$ 32,536	$ (5,225)	$ 1,136
7210-MEMBERSHIP & SPONSORSHIP (See Exh D)	$ 48,652	$ 53,956	$ 47,084	$ 48,785	$ (1,568)	$ 1,701
7340-POSTAGE-MAIL DELIVERY	$ 6,000	$ 6,000	$ 6,000	$ 6,000	$ -	$ -
7610-AUTOMOTIVE EXPENSE-MILEAGE	$ 7,000	$ 7,000	$ 7,000	$ 7,000	$ -	$ -
7615-TOLL ROAD CHARGES	$ 300	$ 300	$ 300	$ 300	$ -	$ -
7670-MISCELLANEOUS EXPENSE	$ 6,000	$ 6,000	$ 9,380	$ 9,995	$ 3,380	$ 615
8710-ELECTION EXPENSES	$ 605,000	$ 605,000	$ 600,000	$ 470,000	$ (5,000)	$ (130,000)
Expenditure Total	**$ 2,171,143**	**$ 2,020,045**	**$ 2,084,197**	**$ 2,011,990**	**$ (86,946)**	**$ (72,207)**
CC#12 Administration						
Expenditure						
6010-SALARIES AND WAGES - ADMIN	$ 573,603	$ 466,437	$ 505,351	$ 508,048	$ (68,252)	$ 2,697
6105-BENEFITS ADMIN	$ 221,094	$ 173,968	$ 190,675	$ 189,987	$ (30,419)	$ (688)
6205-TRAINING EXPENSE (See Exh J)	$ 6,000	$ -	$ -	$ -	$ (6,000)	$ -
6220-TEMPORARY HELP EXPENSE	$ 5,000	$ -	$ 5,000	$ 5,000	$ -	$ -
7040-PROFESSIONAL SERVICES (See Exh J)	$ -	$ 21,000	$ 21,000	$ 21,840	$ 21,000	$ 840
7110-CONFERENCE - EMPLOYEE (See Exh E)	$ 42,497	$ 20,830	$ 18,355	$ 18,850	$ (24,142)	$ 495
7150-TRAVEL/ACCOMMODATION-EMPLOYEE (See Exh E)	$ 85,900	$ 28,373	$ 27,600	$ 28,420	$ (58,300)	$ 820
7210-MEMBERSHIP & SPONSORSHIP (See Exh D)	$ 151,684	$ 33,394	$ 34,663	$ 36,049	$ (117,021)	$ 1,386
7250-CDR SUPPORT	$ 72,650	$ 72,648	$ -	$ -	$ (72,650)	$ -
7305-BUSINESS EXPENSE	$ 5,500	$ 5,607	$ 5,720	$ 5,949	$ 220	$ 229
7350-SUBSCRIPTIONS-BOOKS	$ 10,000	$ 11,500	$ 6,500	$ 6,760	$ (3,500)	$ 260
7610-AUTOMOTIVE EXPENSE-MILEAGE	$ 4,500	$ 3,600	$ 4,500	$ 4,680	$ -	$ 180
7615-TOLL ROAD CHARGES	$ 250	$ 200	$ 250	$ 260	$ -	$ 10
7670-MISCELLANEOUS EXPENSE	$ 3,800	$ 3,000	$ 3,800	$ 3,952	$ -	$ 152
Expenditure Total	**$ 1,182,478**	**$ 840,557**	**$ 823,414**	**$ 829,795**	**$ (359,064)**	**$ 6,381**
CC#13 Human Resources						
Expenditure						
6010-SALARIES AND WAGES - ADMIN	$ 406,292	$ 381,432	$ 405,224	$ 447,653	$ (1,068)	$ 42,429
6105-BENEFITS ADMIN	$ 122,537	$ 119,948	$ 130,374	$ 126,640	$ 7,837	$ (3,734)
6205-TRAINING EXPENSE (See Exh J)	$ 58,945	$ 52,000	$ 54,000	$ 56,000	$ (4,945)	$ 2,000
6210-TUITION REIMBURSEMENT	$ 6,500	$ 7,662	$ 6,900	$ 7,100	$ 400	$ 200
7020-LEGAL EXPENSE (See Exh J)	$ 25,000	$ 31,000	$ 27,040	$ 28,121	$ 2,040	$ 1,081
7040-PROFESSIONAL SERVICES (See Exh J)	$ -	$ -	$ 60,000	$ -	$ 60,000	$ (60,000)

Municipal Water District of Orange County (MWDOC) Biennial Budget
Detail Of Revenue Source And Expenditure By Cost Centers And Accounts
Core Fund

Cost Centers	Adopted FY25-26	Projected FY25-26	Proposed FY26-27	Proposed FY27-28	FY25-26 to FY26-27 Variance	FY26-27 to FY27-28 Variance
7110-CONFERENCE - EMPLOYEE (See Exh E)	$ -	$ -	$ 2,700	$ 2,848	$ 2,700	$ 148
7150-TRAVEL/ACCOMMODATION-EMPLOYEE (See Exh E)	$ -	$ -	$ 2,900	$ 2,916	$ 2,900	$ 16
7210-MEMBERSHIP & SPONSORSHIP (See Exh D)	$ -	$ 1,344	$ 1,398	$ 1,453	$ 1,398	$ 55
7670-MISCELLANEOUS EXPENSE	$ 35,500	$ 38,000	$ 39,520	$ 41,000	$ 4,020	$ 1,480
Expenditure Total	**$ 654,774**	**$ 631,386**	**$ 730,056**	**$ 713,731**	**$ 75,282**	**$ (16,325)**
CC#19 Overhead						
Expenditure						
6010-SALARIES AND WAGES - ADMIN	$ 605,102	$ 642,309	$ 699,451	$ 769,469	$ 94,349	$ 70,018
6105-BENEFITS ADMIN	$ 180,486	$ 215,651	$ 230,666	$ 247,645	$ 50,180	$ 16,979
6109-UNFUNDED PENSION	$ 207,000	$ 207,000	$ 207,000	$ 207,000	$ -	$ -
6111-OVERHEAD REIMBURSEMENT	$ (504,105)	$ (94,640)	$ (439,671)	$ (473,083)	$ 64,434	$ (33,412)
6120-HEALTH INSURANCE FOR RETIREES	$ 122,517	$ 107,000	$ 123,710	$ 128,658	$ 1,193	$ 4,948
7040-PROFESSIONAL SERVICES (See Exh J)	$ 5,000	$ 5,000	$ 975	$ 1,014	$ (4,025)	$ 39
7310-OFFICE MAINTENANCE	$ 156,000	$ 150,000	$ 163,385	$ 169,921	$ 7,385	$ 6,536
7315-BUILDING REPAIR & MAINTENANCE	$ 57,200	$ 59,000	$ 64,381	$ 66,957	$ 7,181	$ 2,576
7320-STORAGE RENTAL AND EQUIP LEASE	$ 1,125	$ 1,000	$ 1,170	$ 1,217	$ 45	$ 47
7330-OFFICE SUPPLIES	$ 28,000	$ 25,000	$ 28,000	$ 29,120	$ -	$ 1,120
7340-POSTAGE-MAIL DELIVERY	$ 2,800	$ 1,500	$ 2,124	$ 2,209	$ (676)	$ 85
7360-REPRODUCTION EXPENSE	$ 8,500	$ 10,000	$ -	$ -	$ (8,500)	$ -
7620-INSURANCE EXPENSE	$ 233,950	$ 210,000	$ 238,426	$ 247,965	$ 4,476	$ 9,539
7640-UTILITIES-TELEPHONE	$ 46,924	$ 38,430	$ 43,675	$ 45,421	$ (3,249)	$ 1,746
7650-BANK FEES	$ 2,400	$ 100	$ 1,600	$ 1,600	$ (800)	$ -
7670-MISCELLANEOUS EXPENSE	$ 3,500	$ 3,400	$ 3,600	$ 3,744	$ 100	$ 144
8810-CAPITAL ACQUISITION	$ -	$ 7,500	$ -	$ -	$ -	$ -
8811-BUILDING EXPENSE	$ -	$ -	$ 75,000	$ -	$ 75,000	$ (75,000)
Expenditure Total	**$ 1,156,399**	**$ 1,588,250**	**$ 1,443,492**	**$ 1,448,857**	**$ 287,093**	**$ 5,365**
CC#21 Engineering & Planning						
Revenue						
4230-REIMBURSEMENTS	$ -	$ 1,222,000	$ -	$ -	$ -	$ -
Revenue Total	**$ -**	**$ 1,222,000**	**$ -**	**$ -**	**$ -**	**$ -**
Expenditure						
6010-SALARIES AND WAGES - ADMIN	$ 567,060	$ 579,461	$ 669,333	$ 738,561	$ 102,273	$ 69,228
6105-BENEFITS ADMIN	$ 161,397	$ 175,675	$ 210,338	$ 221,194	$ 48,941	$ 10,856
7010-OUTSIDE CONSULTING SERVICES (See Exh J)	$ 470,000	$ 1,607,850	$ 355,000	$ 295,000	$ (115,000)	$ (60,000)
7110-CONFERENCE - EMPLOYEE (See Exh E)	$ -	$ 1,000	$ 200	$ 208	$ 200	$ 8
7150-TRAVEL/ACCOMMODATION-EMPLOYEE (See Exh E)	$ -	$ 1,800	$ 600	$ 624	$ 600	$ 24
7210-MEMBERSHIP & SPONSORSHIP (See Exh D)	$ -	$ 13,533	$ 15,333	$ 16,406	$ 15,333	$ 1,073
7250-CDR SUPPORT	$ -	$ -	$ 77,272	$ 77,272	$ 77,272	$ -
7430-SOFTWARE PURCHASE	$ 4,900	$ -	$ -	$ -	$ (4,900)	$ -
7670-MISCELLANEOUS EXPENSE	$ 7,500	$ 2,152	$ -	$ -	$ (7,500)	$ -
Expenditure Total	**$ 1,210,857**	**$ 2,381,471**	**$ 1,328,076**	**$ 1,349,265**	**$ 117,219**	**$ 21,189**
CC#23 Metropolitan & Water Resources						
Expenditure						
6010-SALARIES AND WAGES - ADMIN	$ 377,920	$ 342,384	$ 404,093	$ 425,306	$ 26,173	$ 21,213
6105-BENEFITS ADMIN	$ 104,709	$ 110,771	$ 127,380	$ 132,177	$ 22,671	$ 4,797
7010-OUTSIDE CONSULTING SERVICES (See Exh J)	$ 100,000	$ 100,000	$ 95,000	$ 103,000	$ (5,000)	$ 8,000
7150-TRAVEL/ACCOMMODATION-EMPLOYEE (See Exh E)	$ -	$ -	$ 850	$ 884	$ 850	$ 34
7210-MEMBERSHIP & SPONSORSHIP (See Exh D)	$ -	$ 17,000	$ 17,680	$ 18,387	$ 17,680	$ 707
7670-MISCELLANEOUS EXPENSE	$ 1,500	$ 1,500	$ 1,500	$ 1,500	$ -	$ -
Expenditure Total	**$ 584,129**	**$ 571,655**	**$ 646,503**	**$ 681,254**	**$ 62,374**	**$ 34,751**
CC#24 MWDOC Contribution to WEROC						
Expenditure						
8510-MWDOCS CONTRIB TO PROGRAMS	$ 353,149	$ 353,149	$ 365,686	$ 391,347	$ 12,537	$ 25,661
Expenditure Total	**$ 353,149**	**$ 353,149**	**$ 365,686**	**$ 391,347**	**$ 12,537**	**$ 25,661**

Municipal Water District of Orange County (MWDOC) Biennial Budget
Detail Of Revenue Source And Expenditure By Cost Centers And Accounts
Core Fund

Cost Centers	Adopted FY25-26	Projected FY25-26	Proposed FY26-27	Proposed FY27-28	FY25-26 to FY26-27 Variance	FY26-27 to FY27-28 Variance
CC#31 Government Affairs & Policy						
Expenditure						
6010-SALARIES AND WAGES - ADMIN	$ 187,335	$ 150,266	$ 137,476	$ 139,619	$ (49,859)	$ 2,143
6105-BENEFITS ADMIN	$ 60,211	$ 51,114	$ 45,510	$ 45,321	$ (14,701)	$ (189)
6205-TRAINING EXPENSE (See Exh J)	$ 15,000	$ -	$ -	$ -	$ (15,000)	$ -
7040-PROFESSIONAL SERVICES (See Exh J)	$ 394,000	$ 381,000	$ 370,000	$ 370,000	$ (24,000)	$ -
7110-CONFERENCE - EMPLOYEE (See Exh E)	$ -	$ 7,230	$ 9,757	$ 8,665	$ 9,757	$ (1,092)
7150-TRAVEL/ACCOMMODATION-EMPLOYEE (See Exh E)	$ -	$ 21,807	$ 17,350	$ 17,840	$ 17,350	$ 490
7210-MEMBERSHIP & SPONSORSHIP (See Exh D)	$ 12,500	$ 86,532	$ 69,178	$ 71,883	$ 56,678	$ 2,705
7670-MISCELLANEOUS EXPENSE	$ 1,500	$ -	$ 10,000	$ 10,000	$ 8,500	$ -
Expenditure Total	**$ 670,546**	**$ 697,949**	**$ 659,271**	**$ 663,328**	**$ (11,275)**	**$ 4,057**
CC#32 Public Affairs						
Revenue						
4230-REIMBURSEMENTS	$ -	$ -	$ 33,333	$ 33,333	$ 33,333	$ -
Revenue Total	**$ -**	**$ -**	**$ 33,333**	**$ 33,333**	**$ 33,333**	**$ -**
Expenditure						
6010-SALARIES AND WAGES - ADMIN	$ 851,284	$ 875,491	$ 970,090	$ 1,034,137	$ 118,806	$ 64,047
6012-GRANT RECOVERY - SALARIES	$ (33,000)	$ (33,000)	$ -	$ -	$ 33,000	$ -
6105-BENEFITS ADMIN	$ 259,741	$ 280,607	$ 324,169	$ 341,678	$ 64,428	$ 17,509
7040-PROFESSIONAL SERVICES (See Exh J)	$ 220,000	$ 165,000	$ 170,000	$ 175,000	$ (50,000)	$ 5,000
7110-CONFERENCE - EMPLOYEE (See Exh E)	$ -	$ 2,530	$ 3,599	$ 4,634	$ 3,599	$ 1,035
7150-TRAVEL/ACCOMMODATION-EMPLOYEE (See Exh E)	$ -	$ 7,000	$ 5,750	$ 5,980	$ 5,750	$ 230
7210-MEMBERSHIP & SPONSORSHIP (See Exh D)	$ -	$ 2,688	$ 3,356	$ 2,809	$ 3,356	$ (547)
7220-EDUCATION INITIATIVE	$ 35,000	$ -	$ 45,000	$ 45,000	$ 10,000	$ -
7360-REPRODUCTION EXPENSE	$ 100,000	$ 100,000	$ 104,000	$ 109,970	$ 4,000	$ 5,970
7640-UTILITIES-TELEPHONE	$ 550	$ -	$ -	$ -	$ (550)	$ -
7670-MISCELLANEOUS EXPENSE	$ 67,400	$ 100,000	$ 26,500	$ 27,500	$ (40,900)	$ 1,000
Expenditure Total	**$ 1,500,975**	**$ 1,500,316**	**$ 1,652,464**	**$ 1,746,708**	**$ 151,489**	**$ 94,244**
CC#35 Water Use Efficiency						
Expenditure						
6010-SALARIES AND WAGES - ADMIN	$ 232,533	$ 341,527	$ 222,401	$ 234,487	$ (10,132)	$ 12,086
6105-BENEFITS ADMIN	$ 69,434	$ 105,404	$ 68,859	$ 72,389	$ (575)	$ 3,530
7040-PROFESSIONAL SERVICES (See Exh J)	$ 215,000	$ 205,000	$ 70,000	$ 75,000	$ (145,000)	$ 5,000
7110-CONFERENCE - EMPLOYEE (See Exh E)	$ -	$ 3,000	$ 4,900	$ 5,096	$ 4,900	$ 196
7150-TRAVEL/ACCOMMODATION-EMPLOYEE (See Exh E)	$ -	$ 11,800	$ 13,420	$ 13,426	$ 13,420	$ 6
7210-MEMBERSHIP & SPONSORSHIP (See Exh D)	$ 8,550	$ 9,050	$ 9,050	$ 9,250	$ 500	$ 200
7670-MISCELLANEOUS EXPENSE	$ 6,000	$ 4,000	$ 6,000	$ 6,000	$ -	$ -
Expenditure Total	**$ 531,517**	**$ 679,781**	**$ 394,630**	**$ 415,648**	**$ (136,887)**	**$ 21,018**
CC#36 Water Loss Control						
Expenditure						
6010-SALARIES AND WAGES - ADMIN	$ -	$ 600	$ 139,317	$ 151,265	$ 139,317	$ 11,948
6105-BENEFITS ADMIN	$ -	$ 182	$ 43,497	$ 46,527	$ 43,497	$ 3,030
7040-PROFESSIONAL SERVICES (See Exh J)	$ -	$ -	$ 100,000	$ 100,000	$ 100,000	$ -
7110-CONFERENCE - EMPLOYEE (See Exh E)	$ -	$ 4,875	$ 6,600	$ 6,869	$ 6,600	$ 269
7150-TRAVEL/ACCOMMODATION-EMPLOYEE (See Exh E)	$ -	$ 7,389	$ 7,150	$ 7,436	$ 7,150	$ 286
7210-MEMBERSHIP & SPONSORSHIP (See Exh D)	$ -	$ 2,197	$ 2,285	$ 2,376	$ 2,285	$ 91
Expenditure Total	**$ -**	**$ 15,243**	**$ 298,849**	**$ 314,473**	**$ 298,849**	**$ 15,624**
CC#41 Finance						
Expenditure						
6010-SALARIES AND WAGES - ADMIN	$ 547,775	$ 594,526	$ 682,240	$ 756,765	$ 134,465	$ 74,525
6105-BENEFITS ADMIN	$ 164,353	$ 194,183	$ 232,074	$ 250,351	$ 67,721	$ 18,277
7030-AUDIT EXPENSE (See Exh J)	$ 37,445	$ 32,455	$ 38,418	$ 39,420	$ 973	$ 1,002
7040-PROFESSIONAL SERVICES (See Exh J)	$ 15,200	$ 4,000	$ 9,700	$ 11,800	$ (5,500)	$ 2,100

Municipal Water District of Orange County (MWDOC) Biennial Budget
Detail Of Revenue Source And Expenditure By Cost Centers And Accounts
Core Fund

Cost Centers	Adopted FY25-26	Projected FY25-26	Proposed FY26-27	Proposed FY27-28	FY25-26 to FY26-27 Variance	FY26-27 to FY27-28 Variance
7110-CONFERENCE - EMPLOYEE (See Exh E)	$ -	$ -	$ -	$ 1,400	$ -	$ 1,400
7150-TRAVEL/ACCOMMODATION-EMPLOYEE (See Exh E)	$ -	$ -	$ -	$ 300	$ -	$ 300
7210-MEMBERSHIP & SPONSORSHIP (See Exh D)	$ -	$ 505	$ 510	$ 516	$ 510	$ 6
7430-SOFTWARE PURCHASE	$ 120,000	$ 34,900	$ -	$ -	$ (120,000)	$ -
7440-SOFTWARE SUPPORT	$ 15,000	$ 56,600	$ -	$ -	$ (15,000)	$ -
7670-MISCELLANEOUS EXPENSE	$ 1,000	$ 1,100	$ 1,200	$ 1,200	$ 200	$ -
Expenditure Total	**$ 900,773**	**$ 918,269**	**$ 964,142**	**$ 1,061,752**	**$ 63,369**	**$ 97,610**
CC#45 Information Technology						
Expenditure						
6010-SALARIES AND WAGES - ADMIN	$ 135,124	$ 154,888	$ 157,227	$ 167,460	$ 22,103	$ 10,233
6105-BENEFITS ADMIN	$ 44,736	$ 52,491	$ 53,249	$ 55,524	$ 8,513	$ 2,275
7040-PROFESSIONAL SERVICES (See Exh J)	$ 65,000	$ 40,000	$ 69,000	$ 69,360	$ 4,000	$ 360
7210-MEMBERSHIP & SPONSORSHIP (See Exh D)	$ -	$ 742	$ 771	$ 803	$ 771	$ 32
7410-COMPUTER AND PERIPHERALS MAINT	$ 15,850	$ 13,000	$ 15,300	$ 16,853	$ (550)	$ 1,553
7430-SOFTWARE PURCHASE	$ 144,411	$ 120,000	$ 228,543	$ 241,259	$ 84,132	$ 12,716
7440-SOFTWARE SUPPORT	$ 5,000	$ 3,000	$ 3,600	$ 3,800	$ (1,400)	$ 200
7450-COMPUTERS AND EQUIPMENT	$ 45,250	$ 30,000	$ 12,750	$ 12,750	$ (32,500)	$ -
7670-MISCELLANEOUS EXPENSE	$ 1,500	$ 1,000	$ 2,000	$ 2,000	$ 500	$ -
8810-CAPITAL ACQUISITION	$ 25,000	$ -	$ -	$ -	$ (25,000)	$ -
Expenditure Total	**$ 481,871**	**$ 415,121**	**$ 542,440**	**$ 569,809**	**$ 60,569**	**$ 27,369**
Net Increase to (Use of) Reserves	**$ (1,352)**	**$ 1,749**	**$ 60,207**	**$ (64,506)**	**$ 61,559**	**$ (124,713)**

Municipal Water District of Orange County (MWDOC) Biennial Budget
Detail Of Revenue Source And Expenditure By Cost Centers And Accounts
Choice Fund

Cost Centers	Adopted FY25-26	Projected FY25-26	Proposed FY26-27	Proposed FY27-28	FY25-26 to FY26-27 Variance	FY26-27 to FY27-28 Variance
CC#61 AMP Administration						
Revenue						
4705-PRIOR YEAR CARRYOVER	$ 944	$ 3	$ -	$ -	$ (944)	$ -
Revenue Total	**$ 944**	**$ 3**	**$ -**	**$ -**	**$ (944)**	**$ -**
Expenditure						
6010-SALARIES AND WAGES - ADMIN	$ 745	$ -	$ -	$ -	$ (745)	$ -
6105-BENEFITS ADMIN	$ 199	$ 3	$ -	$ -	$ (199)	$ -
Expenditure Total	**$ 944**	**$ 3**	**$ -**	**$ -**	**$ (944)**	**$ -**
CC#62 Water Use Efficiency (Choice)						
Revenue						
4215-CHOICE REVENUE	$ 1,183,382	$ 1,054,339	$ 953,736	$ 1,006,935	$ (229,646)	$ 53,199
Revenue Total	**$ 1,183,382**	**$ 1,054,339**	**$ 953,736**	**$ 1,006,935**	**$ (229,646)**	**$ 53,199**
Expenditure						
6010-SALARIES AND WAGES - ADMIN	$ 579,176	$ 511,614	$ 443,070	$ 476,555	$ (136,106)	$ 33,485
6012-GRANT RECOVERY - SALARIES	$ (15,000)	$ (6,578)	$ -	$ -	$ 15,000	$ -
6105-BENEFITS ADMIN	$ 149,585	$ 132,072	$ 110,243	$ 124,066	$ (39,342)	$ 13,823
6111-OVERHEAD REIMBURSEMENT	$ 322,961	$ 284,251	$ 244,343	$ 265,234	$ (78,618)	$ 20,891
7040-PROFESSIONAL SERVICES (See Exh J)	$ 139,530	$ 130,000	$ 149,100	$ 134,100	$ 9,570	$ (15,000)
7340-POSTAGE-MAIL DELIVERY	$ 650	$ 500	$ 500	$ 500	$ (150)	$ -
7640-UTILITIES-TELEPHONE	$ 480	$ 480	$ 480	$ 480	$ -	$ -
7670-MISCELLANEOUS EXPENSE	$ 6,000	$ 2,000	$ 6,000	$ 6,000	$ -	$ -
Expenditure Total	**$ 1,183,382**	**$ 1,054,339**	**$ 953,736**	**$ 1,006,935**	**$ (229,646)**	**$ 53,199**
CC#63 School Program (Choice)						
Revenue						
4215-CHOICE REVENUE	$ 504,809	$ 377,786	$ 524,947	$ 542,463	$ 20,138	$ 17,516
Revenue Total	**$ 504,809**	**$ 377,786**	**$ 524,947**	**$ 542,463**	**$ 20,138**	**$ 17,516**
Expenditure						
6010-SALARIES AND WAGES - ADMIN	$ 8,815	$ 9,253	$ 10,511	$ 11,757	$ 1,696	$ 1,246
6105-BENEFITS ADMIN	$ 3,069	$ 3,233	$ 3,775	$ 4,137	$ 706	$ 362
6111-OVERHEAD REIMBURSEMENT	$ 5,267	$ -	$ 6,309	$ 7,019	$ 1,042	$ 710
7040-PROFESSIONAL SERVICES (See Exh J)	$ 487,658	$ 365,300	$ 504,352	$ 519,550	$ 16,694	$ 15,198
Expenditure Total	**$ 504,809**	**$ 377,786**	**$ 524,947**	**$ 542,463**	**$ 20,138**	**$ 17,516**
CC#70 Water Loss Control (Choice)						
Revenue						
4215-CHOICE REVENUE	$ 369,444	$ 280,866	$ 1,119,596	$ 1,169,193	$ 750,152	$ 49,597
4305-REVENUE FROM MWD	$ 312,321	$ 252,011	$ 248,355	$ 248,355	$ (63,966)	$ -
Revenue Total	**$ 681,765**	**$ 532,877**	**$ 1,367,951**	**$ 1,417,548**	**$ 686,186**	**$ 49,597**
Expenditure						
6010-SALARIES AND WAGES - ADMIN	$ 300,762	$ 236,582	$ 334,832	$ 357,039	$ 34,070	$ 22,207
6105-BENEFITS ADMIN	$ 96,104	$ 72,810	$ 93,200	$ 97,739	$ (2,904)	$ 4,539
6111-OVERHEAD REIMBURSEMENT	$ 175,877	$ 136,628	$ 189,019	$ 200,830	$ 13,142	$ 11,811
6205-TRAINING EXPENSE (See Exh J)	$ 2,000	$ 2,200	$ 2,000	$ 2,000	$ -	$ -
7040-PROFESSIONAL SERVICES (See Exh J)	$ 83,270	$ 60,000	$ 720,000	$ 730,000	$ 636,730	$ 10,000
7332-SUPPLIES - WATER LOSS CONTROL	$ 4,000	$ 3,400	$ 4,000	$ 4,500	$ -	$ 500
7430-SOFTWARE PURCHASE	$ 2,420	$ 2,200	$ 3,200	$ 3,200	$ 780	$ -
7610-AUTOMOTIVE EXPENSE-MILEAGE	$ 100	$ 100	$ 100	$ 120	$ -	$ 20
7612-VEHICLE EXPENSE	$ 10,000	$ 10,000	$ 12,000	$ 12,000	$ 2,000	$ -
7615-TOLL ROAD CHARGES	$ 400	$ 1,500	$ 2,000	$ 2,000	$ 1,600	$ -
7620-INSURANCE EXPENSE	$ 200	$ 177	$ 200	$ 220	$ -	$ 20
7640-UTILITIES-TELEPHONE	$ 1,632	$ 2,280	$ 2,400	$ 2,400	$ 768	$ -
7670-MISCELLANEOUS EXPENSE	$ 5,000	$ 5,000	$ 5,000	$ 5,500	$ -	$ 500
Expenditure Total	**$ 681,765**	**$ 532,877**	**$ 1,367,951**	**$ 1,417,548**	**$ 686,186**	**$ 49,597**
CC#71 Engineering (Choice)						
Revenue						

Municipal Water District of Orange County (MWDOC) Biennial Budget
Detail Of Revenue Source And Expenditure By Cost Centers And Accounts
Choice Fund

Cost Centers	Adopted FY25-26	Projected FY25-26	Proposed FY26-27	Proposed FY27-28	FY25-26 to FY26-27 Variance	FY26-27 to FY27-28 Variance
4230-REIMBURSEMENTS	$ -	$ -	$ 203,000	$ 215,667	$ 203,000	$ 12,667
Revenue Total	**$ -**	**$ -**	**$ 203,000**	**$ 215,667**	**$ 203,000**	**$ 12,667**
Expenditure						
7040-PROFESSIONAL SERVICES (See Exh J)	$ -	$ -	$ 203,000	$ 215,667	$ 203,000	$ 12,667
Expenditure Total	**$ -**	**$ -**	**$ 203,000**	**$ 215,667**	**$ 203,000**	**$ 12,667**
Net Increase to (Use of) Reserves	**$ -**	**$ -**	**$ -**	**$ -**	**$ -**	**$ -**

Municipal Water District of Orange County (MWDOC) Biennial Budget
Detail Of Revenue Source And Expenditure By Cost Centers And Accounts
WEROC Fund

Cost Centers	Adopted FY25-26	Projected FY25-26	Proposed FY26-27	Proposed FY27-28	FY25-26 to FY26-27 Variance	FY26-27 to FY27-28 Variance
CC#25 WEROC						
Revenue						
4210-WEROC CONTRACTS	$ 353,149	$ 353,149	$ 365,686	$ 391,347	$ 12,537	$ 25,661
4320-REVENUE FROM MWDOC	$ 353,149	$ 378,687	$ 365,686	$ 391,347	$ 12,537	$ 25,661
4350-REVENUE - OTHER	$ 4,700	$ 4,700	$ -	$ -	$ (4,700)	$ -
Revenue Total	**$ 710,998**	**$ 736,536**	**$ 731,372**	**$ 782,694**	**$ 20,374**	**$ 51,322**
Expenditure						
6010-SALARIES AND WAGES - ADMIN	$ 492,542	$ 520,127	$ 491,465	$ 524,498	$ (1,077)	$ 33,033
6105-BENEFITS ADMIN	$ 153,706	$ 195,055	$ 183,757	$ 193,896	$ 30,051	$ 10,139
6205-TRAINING EXPENSE (See Exh J)	$ 6,000	$ -	$ 6,000	$ 6,000	$ -	$ -
7040-PROFESSIONAL SERVICES (See Exh J)	$ -	$ -	$ -	$ 5,000	$ -	$ 5,000
7110-CONFERENCE - EMPLOYEE (See Exh E)	$ 6,430	$ 6,580	$ 6,600	$ 4,250	$ 170	$ (2,350)
7150-TRAVEL/ACCOMMODATION-EMPLOYEE (See Exh E)	$ 17,770	$ 17,770	$ 11,250	$ 13,200	$ (6,520)	$ 1,950
7210-MEMBERSHIP & SPONSORSHIP (See Exh D)	$ 1,450	$ 950	$ 950	$ 950	$ (500)	$ -
7330-OFFICE SUPPLIES	$ 750	$ -	$ 500	$ 500	$ (250)	$ -
7410-COMPUTER AND PERIPHERALS MAINT	$ 2,000	$ -	$ 2,000	$ 2,000	$ -	$ -
7440-SOFTWARE SUPPORT	$ 12,000	$ -	$ 13,500	$ 14,800	$ 1,500	$ 1,300
7510-SITE MAINTENANCE	$ 350	$ -	$ 350	$ 350	$ -	$ -
7580-MAINTENANCE EXPENSE	$ 1,000	$ -	$ 500	$ 500	$ (500)	$ -
7581-MAINTENANCE - COMMUNICATIONS	$ 3,000	$ -	$ 3,500	$ 3,750	$ 500	$ 250
7582-MAINTENANCE - EOC	$ 1,500	$ -	$ 1,500	$ 1,500	$ -	$ -
7610-AUTOMOTIVE EXPENSE-MILEAGE	$ 500	$ -	$ 1,000	$ 1,000	$ 500	$ -
7640-UTILITIES-TELEPHONE	$ 6,000	$ -	$ 3,500	$ 3,500	$ (2,500)	$ -
7670-MISCELLANEOUS EXPENSE	$ 4,000	$ -	$ 3,000	$ 3,000	$ (1,000)	$ -
7671-MISCELLANEOUS - TRAINING	$ 2,000	$ -	$ 2,000	$ 4,000	$ -	$ 2,000
Expenditure Total	**$ 710,998**	**$ 740,482**	**$ 731,372**	**$ 782,694**	**$ 20,374**	**$ 51,322**
CC#25 WEROC Total	**$ -**	**$ (3,946)**	**$ -**	**$ -**	**$ -**	**$ -**
Net Increase to (Use of) WEROC Reserves	**$ -**	**$ (3,946)**	**$ -**	**$ -**	**$ -**	**$ -**

Municipal Water District of Orange County (MWDOC) Biennial Budget
FY 2025-26 Consolidated Budget Summary

**Choice Funds Column includes AMP Proceeds Agreement Administration

	Core Fund	Choice Fund	Water Fund	Water Use Efficiency Program Grant Fund	WEROC Fund	Total
Revenue						
4005-LOCAL RESOURCE PROGRAM INCENTIVES			$ (3,840,576)			$ (3,840,576)
4005-WATER SALES			$ 179,332,825			$ 179,332,825
4030-READINESS TO SERVE CHRGE-SALES			$ 16,934,350			$ 16,934,350
4041-CAPACITY CHARGE (CCF) REVENUE			$ 4,624,125			$ 4,624,125
4050-RETAIL CONNECTION CHARGE (See Exh C)	$ 9,939,371					$ 9,939,371
4055-GROUND WATER CUSTOMER CHARGE	$ 414,371					$ 414,371
4090-SCP/SAC PIPELINE SURCHARGE			$ 443,000			$ 443,000
4105-INTEREST REVENUE	$ 916,000					$ 916,000
4210-WEROC CONTRACTS					$ 353,149	$ 353,149
4215-CHOICE REVENUE		$ 2,057,635				$ 2,057,635
4230-REIMBURSEMENTS	$ -	$ -				$ -
4240-MISCELLANEOUS INCOME	$ 5,000					$ 5,000
4305-REVENUE FROM MWD		$ 312,321		$ 5,861,960		$ 6,174,281
4320-REVENUE FROM MWDOC					$ 353,149	$ 353,149
4340-REVENUE - MEMBER AGENCIES				$ 1,572,525		$ 1,572,525
4350-REVENUE - OTHER					$ 4,700	$ 4,700
4405-GRANTS FROM USBR				$ 519,051		$ 519,051
4410-DEPARTMENT OF WATER RESOURCES				$ 395,962		$ 395,962
4705-PRIOR YEAR CARRYOVER	$ -	$ 944				$ 944
4XXX-REIMB FROM OPEB RESERVE/115 TRUST	$ 122,517					$ 122,517
Revenue Total	**$ 11,397,259**	**$ 2,370,900**	**$ 197,493,724**	**$ 8,349,498**	**$ 710,998**	**$ 220,322,379**
Expenditure						
1215-CONSULTANT ADMINISTRATION				$ 1,222,638		$ 1,222,638
1225-INSTALLATION VERIFICATION				$ 121,353		$ 121,353
1230-REBATE INCENTIVES				$ 6,935,507		$ 6,935,507
1235-SURVEYS AND AUDITS				$ 70,000		$ 70,000
5110-LOCAL RESOURCE PROGRAM INCENTIVES			$ (3,840,576)			$ (3,840,576)
5110-WATER PURCHASES - MET			$ 179,332,825			$ 179,332,825
5230-READINESS TO SERVE CHRGE-PURCH			$ 16,934,350			$ 16,934,350
5241-CAPACITY CHARGE (CCF)			$ 4,624,125			$ 4,624,125
5290-SCP/SAC PIPELINE SURCHARGE			$ 443,000			$ 443,000
6010-SALARIES AND WAGES - ADMIN	$ 4,952,736	$ 889,498			$ 492,542	$ 6,334,776
6012-GRANT RECOVERY - SALARIES	$ (33,000)	$ (15,000)				$ (48,000)
6090-DIRECTORS COMPENSATION - MWDOC	$ 281,917					$ 281,917
6095-DIRECTORS COMPENSATION-MET	$ 161,096					$ 161,096
6105-BENEFITS ADMIN	$ 1,525,517	$ 248,957			$ 153,706	$ 1,928,180
6109-UNFUNDED PENSION	$ 207,000					$ 207,000
6111-OVERHEAD REIMBURSEMENT	$ (504,105)	$ 504,105				$ -
6115-DIRECTORS BENEFITS	$ 158,371					$ 158,371
6120-HEALTH INSURANCE FOR RETIREES	$ 122,517					$ 122,517
6205-TRAINING EXPENSE (See Exh J)	$ 82,445	$ 2,000			$ 6,000	$ 90,445
6210-TUITION REIMBURSEMENT	$ 6,500					$ 6,500
6220-TEMPORARY HELP EXPENSE	$ 5,000					$ 5,000
7010-OUTSIDE CONSULTING SERVICES (See Exh J)	$ 570,000					$ 570,000
7020-LEGAL EXPENSE (See Exh J)	$ 260,000					$ 260,000
7030-AUDIT EXPENSE (See Exh J)	$ 37,445					$ 37,445
7040-PROFESSIONAL SERVICES (See Exh J)	$ 914,200	$ 710,458			$ -	$ 1,624,658
7110-CONFERENCE - EMPLOYEE (See Exh E)	$ 42,497				$ 6,430	$ 48,927
7115-CONFERENCE EXPENSE-DIRECTOR (See Exh F)	$ 17,155					$ 17,155
7150-TRAVEL/ACCOMMODATION-EMPLOYEE (See Exh E)	$ 85,900				$ 17,770	$ 103,670
7155-TRAVEL/ACCOMMODATION-DIRECTOR (See Exh F)	$ 36,625					$ 36,625
7210-MEMBERSHIP & SPONSORSHIP (See Exh D)	$ 221,386				$ 1,450	$ 222,836
7220-EDUCATION INITIATIVE	$ 35,000					$ 35,000
7250-CDR SUPPORT	$ 72,650					$ 72,650
7305-BUSINESS EXPENSE	$ 5,500					$ 5,500
7310-OFFICE MAINTENANCE	$ 156,000					$ 156,000
7315-BUILDING REPAIR & MAINTENANCE	$ 57,200					$ 57,200

Municipal Water District of Orange County (MWDOC) Biennial Budget
FY 2025-26 Consolidated Budget Summary

**Choice Funds Column includes AMP Proceeds Agreement Administration

	Core Fund	Choice Fund	Water Fund	Water Use Efficiency Program Grant Fund	WEROC Fund	Total
7320-STORAGE RENTAL AND EQUIP LEASE	$ 1,125					$ 1,125
7330-OFFICE SUPPLIES	$ 28,000				$ 750	$ 28,750
7332-SUPPLIES - WATER LOSS CONTROL		$ 4,000				$ 4,000
7340-POSTAGE-MAIL DELIVERY	$ 8,800	$ 650				$ 9,450
7350-SUBSCRIPTIONS-BOOKS	$ 10,000					$ 10,000
7360-REPRODUCTION EXPENSE	$ 108,500					$ 108,500
7410-COMPUTER AND PERIPHERALS MAINT	$ 15,850				$ 2,000	$ 17,850
7430-SOFTWARE PURCHASE	$ 269,311	$ 2,420				$ 271,731
7440-SOFTWARE SUPPORT	$ 20,000				$ 12,000	$ 32,000
7450-COMPUTERS AND EQUIPMENT	$ 45,250					$ 45,250
7510-SITE MAINTENANCE					$ 350	$ 350
7580-MAINTENANCE EXPENSE					$ 1,000	$ 1,000
7581-MAINTENANCE - COMMUNICATIONS					$ 3,000	$ 3,000
7582-MAINTENANCE - EOC					$ 1,500	$ 1,500
7610-AUTOMOTIVE EXPENSE-MILEAGE	$ 11,500	$ 100			$ 500	$ 12,100
7612-VEHICLE EXPENSE		$ 10,000				$ 10,000
7615-TOLL ROAD CHARGES	$ 550	$ 400				$ 950
7620-INSURANCE EXPENSE	$ 233,950	$ 200				$ 234,150
7640-UTILITIES-TELEPHONE	$ 47,474	$ 2,112			$ 6,000	$ 55,586
7650-BANK FEES	$ 2,400					$ 2,400
7670-MISCELLANEOUS EXPENSE	$ 135,200	$ 11,000			$ 4,000	$ 150,200
7671-MISCELLANEOUS - TRAINING					$ 2,000	$ 2,000
8510-MWDOCS CONTRIB TO PROGRAMS	$ 353,149					$ 353,149
8710-ELECTION EXPENSES	$ 605,000					$ 605,000
8810-CAPITAL ACQUISITION	$ 25,000					$ 25,000
8811-BUILDING EXPENSE	$ -					$ -
Expenditure Total	**$ 11,398,611**	**$ 2,370,900**	**$ 197,493,724**	**$ 8,349,498**	**$ 710,998**	**$ 220,323,731**
Total	**$ (1,352)**	**$ -**	**$ -**	**$ -**	**$ -**	**$ (1,352)**

Municipal Water District of Orange County (MWDOC) Biennial Budget
FY 2026-27 Consolidated Budget Summary

**Choice Funds Column includes AMP Proceeds Agreement Administration

	Core Fund	Choice Fund	Water Fund	Water Use Efficiency Program Grant Fund	WEROC Fund	Total
Revenue						
4005-LOCAL RESOURCE PROGRAM INCENTIVES			$ (2,872,750)			$ (2,872,750)
4005-WATER SALES			$ 162,834,152			$ 162,834,152
4030-READINESS TO SERVE CHRGE-SALES			$ 17,654,354			$ 17,654,354
4041-CAPACITY CHARGE (CCF) REVENUE			$ 4,230,450			$ 4,230,450
4050-RETAIL CONNECTION CHARGE (See Exh C)	$ 10,278,727					$ 10,278,727
4055-GROUND WATER CUSTOMER CHARGE	$ 427,658					$ 427,658
4090-SCP/SAC PIPELINE SURCHARGE			$ 460,720			$ 460,720
4105-INTEREST REVENUE	$ 962,952					$ 962,952
4210-WEROC CONTRACTS					$ 365,686	$ 365,686
4215-CHOICE REVENUE		$ 2,598,279				$ 2,598,279
4230-REIMBURSEMENTS	$ 33,333	$ 203,000				$ 236,333
4240-MISCELLANEOUS INCOME	$ 5,000					$ 5,000
4305-REVENUE FROM MWD		$ 248,355		$ 5,476,000		$ 5,724,355
4320-REVENUE FROM MWDOC					$ 365,686	$ 365,686
4340-REVENUE - MEMBER AGENCIES				$ 756,804		$ 756,804
4350-REVENUE - OTHER					$ -	$ -
4405-GRANTS FROM USBR				$ 321,936		$ 321,936
4410-DEPARTMENT OF WATER RESOURCES				$ 387,775		$ 387,775
4705-PRIOR YEAR CARRYOVER	$ 195,380	$ -				$ 195,380
4XXX-REIMB FROM OPEB RESERVE/115 TRUST	$ 123,710					$ 123,710
Revenue Total	**$ 12,026,760**	**$ 3,049,634**	**$ 182,306,926**	**$ 6,942,515**	**$ 731,372**	**$ 205,057,207**
Expenditure						
1215-CONSULTANT ADMINISTRATION				$ 534,744		$ 534,744
1225-INSTALLATION VERIFICATION				$ 74,000		$ 74,000
1230-REBATE INCENTIVES				$ 6,235,996		$ 6,235,996
1235-SURVEYS AND AUDITS				$ 97,775		$ 97,775
5110-LOCAL RESOURCE PROGRAM INCENTIVES			$ (2,872,750)			$ (2,872,750)
5110-WATER PURCHASES - MET			$ 162,834,152			$ 162,834,152
5230-READINESS TO SERVE CHRGE-PURCH			$ 17,654,354			$ 17,654,354
5241-CAPACITY CHARGE (CCF)			$ 4,230,450			$ 4,230,450
5290-SCP/SAC PIPELINE SURCHARGE			$ 460,720			$ 460,720
6010-SALARIES AND WAGES - ADMIN	$ 5,361,437	$ 788,413			$ 491,465	$ 6,641,315
6012-GRANT RECOVERY - SALARIES	$ -	$ -				$ -
6090-DIRECTORS COMPENSATION - MWDOC	$ 290,942					$ 290,942
6095-DIRECTORS COMPENSATION-MET	$ 166,253					$ 166,253
6105-BENEFITS ADMIN	$ 1,784,137	$ 207,218			$ 183,757	$ 2,175,112
6109-UNFUNDED PENSION	$ 207,000					$ 207,000
6111-OVERHEAD REIMBURSEMENT	$ (439,671)	$ 439,671				$ -
6115-DIRECTORS BENEFITS	$ 174,974					$ 174,974
6120-HEALTH INSURANCE FOR RETIREES	$ 123,710					$ 123,710
6205-TRAINING EXPENSE (See Exh J)	$ 56,500	$ 2,000			$ 6,000	$ 64,500
6210-TUITION REIMBURSEMENT	$ 6,900					$ 6,900
6220-TEMPORARY HELP EXPENSE	$ 5,000					$ 5,000
7010-OUTSIDE CONSULTING SERVICES (See Exh J)	$ 450,000					$ 450,000
7020-LEGAL EXPENSE (See Exh J)	$ 257,040					$ 257,040
7030-AUDIT EXPENSE (See Exh J)	$ 38,418					$ 38,418
7040-PROFESSIONAL SERVICES (See Exh J)	$ 870,675	$ 1,576,452			$ -	$ 2,447,127
7110-CONFERENCE - EMPLOYEE (See Exh E)	$ 46,111				$ 6,600	$ 52,711
7115-CONFERENCE EXPENSE-DIRECTOR (See Exh F)	$ 21,784					$ 21,784
7150-TRAVEL/ACCOMMODATION-EMPLOYEE (See Exh E)	$ 75,620				$ 11,250	$ 86,870
7155-TRAVEL/ACCOMMODATION-DIRECTOR (See Exh F)	$ 31,400					$ 31,400
7210-MEMBERSHIP & SPONSORSHIP (See Exh D)	$ 201,308				$ 950	$ 202,258
7220-EDUCATION INITIATIVE	$ 45,000					$ 45,000
7250-CDR SUPPORT	$ 77,272					$ 77,272
7305-BUSINESS EXPENSE	$ 5,720					$ 5,720
7310-OFFICE MAINTENANCE	$ 163,385					$ 163,385
7315-BUILDING REPAIR & MAINTENANCE	$ 64,381					$ 64,381

Municipal Water District of Orange County (MWDOC) Biennial Budget
FY 2026-27 Consolidated Budget Summary

**Choice Funds Column includes AMP Proceeds Agreement Administration

	Core Fund	Choice Fund	Water Fund	Water Use Efficiency Program Grant Fund	WEROC Fund	Total
7320-STORAGE RENTAL AND EQUIP LEASE	$ 1,170					$ 1,170
7330-OFFICE SUPPLIES	$ 28,000				$ 500	$ 28,500
7332-SUPPLIES - WATER LOSS CONTROL		$ 4,000				$ 4,000
7340-POSTAGE-MAIL DELIVERY	$ 8,124	$ 500				$ 8,624
7350-SUBSCRIPTIONS-BOOKS	$ 6,500					$ 6,500
7360-REPRODUCTION EXPENSE	$ 104,000					$ 104,000
7410-COMPUTER AND PERIPHERALS MAINT	$ 15,300				$ 2,000	$ 17,300
7430-SOFTWARE PURCHASE	$ 228,543	$ 3,200				$ 231,743
7440-SOFTWARE SUPPORT	$ 3,600				$ 13,500	$ 17,100
7450-COMPUTERS AND EQUIPMENT	$ 12,750					$ 12,750
7510-SITE MAINTENANCE					$ 350	$ 350
7580-MAINTENANCE EXPENSE					$ 500	$ 500
7581-MAINTENANCE - COMMUNICATIONS					$ 3,500	$ 3,500
7582-MAINTENANCE - EOC					$ 1,500	$ 1,500
7610-AUTOMOTIVE EXPENSE-MILEAGE	$ 11,500	$ 100			$ 1,000	$ 12,600
7612-VEHICLE EXPENSE		$ 12,000				$ 12,000
7615-TOLL ROAD CHARGES	$ 550	$ 2,000				$ 2,550
7620-INSURANCE EXPENSE	$ 238,426	$ 200				$ 238,626
7640-UTILITIES-TELEPHONE	$ 43,675	$ 2,880			$ 3,500	$ 50,055
7650-BANK FEES	$ 1,600					$ 1,600
7670-MISCELLANEOUS EXPENSE	$ 103,500	$ 11,000			$ 3,000	$ 117,500
7671-MISCELLANEOUS - TRAINING					$ 2,000	$ 2,000
8510-MWDOCS CONTRIB TO PROGRAMS	$ 399,019					$ 399,019
8710-ELECTION EXPENSES	$ 600,000					$ 600,000
8810-CAPITAL ACQUISITION	$ -					$ -
8811-BUILDING EXPENSE	$ 75,000					$ 75,000
Expenditure Total	**$ 11,966,553**	**$ 3,049,634**	**$ 182,306,926**	**$ 6,942,515**	**$ 731,372**	**$ 204,997,000**
Total	**$ 60,207**	**$ -**	**$ -**	**$ -**	**$ -**	**$ 60,207**

Municipal Water District of Orange County (MWDOC) Biennial Budget
FY 2027-28 Consolidated Budget Summary

**Choice Funds Column includes AMP Proceeds Agreement Administration

	Core Fund	Choice Fund	Water Fund	Water Use Efficiency Program Grant Fund	WEROC Fund	Total
Revenue						
4005-LOCAL RESOURCE PROGRAM INCENTIVES			$ (2,987,660)			$ (2,987,660)
4005-WATER SALES			$ 183,136,328			$ 183,136,328
4030-READINESS TO SERVE CHRGE-SALES			$ 18,360,528			$ 18,360,528
4041-CAPACITY CHARGE (CCF) REVENUE			$ 4,399,668			$ 4,399,668
4050-RETAIL CONNECTION CHARGE (See Exh C)	$ 10,686,812					$ 10,686,812
4055-GROUND WATER CUSTOMER CHARGE	$ 441,989					$ 441,989
4090-SCP/SAC PIPELINE SURCHARGE			$ 479,149			$ 479,149
4105-INTEREST REVENUE	$ 810,785					$ 810,785
4210-WEROC CONTRACTS					$ 391,347	$ 391,347
4215-CHOICE REVENUE		$ 2,718,591				$ 2,718,591
4230-REIMBURSEMENTS	$ 33,333	$ 215,667				$ 249,000
4240-MISCELLANEOUS INCOME	$ 5,000					$ 5,000
4305-REVENUE FROM MWD		$ 248,355		$ 5,547,000		$ 5,795,355
4320-REVENUE FROM MWDOC					$ 391,347	$ 391,347
4340-REVENUE - MEMBER AGENCIES				$ 424,812		$ 424,812
4350-REVENUE - OTHER					$ -	$ -
4405-GRANTS FROM USBR				$ 58,750		$ 58,750
4410-DEPARTMENT OF WATER RESOURCES				$ 205,000		$ 205,000
4705-PRIOR YEAR CARRYOVER	$ 60,207	$ -				$ 60,207
4XXX-REIMB FROM OPEB RESERVE/115 TRUST	$ 128,658					$ 128,658
Revenue Total	**$ 12,166,784**	**$ 3,182,613**	**$ 203,388,013**	**$ 6,235,562**	**$ 782,694**	**$ 225,755,666**
Expenditure						
1215-CONSULTANT ADMINISTRATION				$ 129,246		$ 129,246
1225-INSTALLATION VERIFICATION				$ 53,000		$ 53,000
1230-REBATE INCENTIVES				$ 5,978,316		$ 5,978,316
1235-SURVEYS AND AUDITS				$ 75,000		$ 75,000
5110-LOCAL RESOURCE PROGRAM INCENTIVES			$ (2,987,660)			$ (2,987,660)
5110-WATER PURCHASES - MET			$ 183,136,328			$ 183,136,328
5230-READINESS TO SERVE CHRGE-PURCH			$ 18,360,528			$ 18,360,528
5241-CAPACITY CHARGE (CCF)			$ 4,399,668			$ 4,399,668
5290-SCP/SAC PIPELINE SURCHARGE			$ 479,149			$ 479,149
6010-SALARIES AND WAGES - ADMIN	$ 5,761,020	$ 845,351			$ 524,498	$ 7,130,869
6012-GRANT RECOVERY - SALARIES	$ -	$ -				$ -
6090-DIRECTORS COMPENSATION - MWDOC	$ 300,923					$ 300,923
6095-DIRECTORS COMPENSATION-MET	$ 171,956					$ 171,956
6105-BENEFITS ADMIN	$ 1,864,065	$ 225,942			$ 193,896	$ 2,283,903
6109-UNFUNDED PENSION	$ 207,000					$ 207,000
6111-OVERHEAD REIMBURSEMENT	$ (473,083)	$ 473,083				$ -
6115-DIRECTORS BENEFITS	$ 181,496					$ 181,496
6120-HEALTH INSURANCE FOR RETIREES	$ 128,658					$ 128,658
6205-TRAINING EXPENSE (See Exh J)	$ 58,500	$ 2,000			$ 6,000	$ 66,500
6210-TUITION REIMBURSEMENT	$ 7,100					$ 7,100
6220-TEMPORARY HELP EXPENSE	$ 5,000					$ 5,000
7010-OUTSIDE CONSULTING SERVICES (See Exh J)	$ 398,000					$ 398,000
7020-LEGAL EXPENSE (See Exh J)	$ 263,121					$ 263,121
7030-AUDIT EXPENSE (See Exh J)	$ 39,420					$ 39,420
7040-PROFESSIONAL SERVICES (See Exh J)	$ 824,014	$ 1,599,317			$ 5,000	$ 2,428,331
7110-CONFERENCE - EMPLOYEE (See Exh E)	$ 48,570				$ 4,250	$ 52,820
7115-CONFERENCE EXPENSE-DIRECTOR (See Exh F)	$ 22,617					$ 22,617
7150-TRAVEL/ACCOMMODATION-EMPLOYEE (See Exh E)	$ 77,826				$ 13,200	$ 91,026
7155-TRAVEL/ACCOMMODATION-DIRECTOR (See Exh F)	$ 32,536					$ 32,536
7210-MEMBERSHIP & SPONSORSHIP (See Exh D)	$ 208,717				$ 950	$ 209,667
7220-EDUCATION INITIATIVE	$ 45,000					$ 45,000
7250-CDR SUPPORT	$ 77,272					$ 77,272
7305-BUSINESS EXPENSE	$ 5,949					$ 5,949
7310-OFFICE MAINTENANCE	$ 169,921					$ 169,921
7315-BUILDING REPAIR & MAINTENANCE	$ 66,957					$ 66,957

Municipal Water District of Orange County (MWDOC) Biennial Budget
FY 2027-28 Consolidated Budget Summary

**Choice Funds Column includes AMP Proceeds Agreement Administration

	Core Fund	Choice Fund	Water Fund	Water Use Efficiency Program Grant Fund	WEROC Fund	Total
7320-STORAGE RENTAL AND EQUIP LEASE	$ 1,217					$ 1,217
7330-OFFICE SUPPLIES	$ 29,120				$ 500	$ 29,620
7332-SUPPLIES - WATER LOSS CONTROL		$ 4,500				$ 4,500
7340-POSTAGE-MAIL DELIVERY	$ 8,209	$ 500				$ 8,709
7350-SUBSCRIPTIONS-BOOKS	$ 6,760					$ 6,760
7360-REPRODUCTION EXPENSE	$ 109,970					$ 109,970
7410-COMPUTER AND PERIPHERALS MAINT	$ 16,853				$ 2,000	$ 18,853
7430-SOFTWARE PURCHASE	$ 241,259	$ 3,200				$ 244,459
7440-SOFTWARE SUPPORT	$ 3,800				$ 14,800	$ 18,600
7450-COMPUTERS AND EQUIPMENT	$ 12,750					$ 12,750
7510-SITE MAINTENANCE					$ 350	$ 350
7580-MAINTENANCE EXPENSE					$ 500	$ 500
7581-MAINTENANCE - COMMUNICATIONS					$ 3,750	$ 3,750
7582-MAINTENANCE - EOC					$ 1,500	$ 1,500
7610-AUTOMOTIVE EXPENSE-MILEAGE	$ 11,680	$ 120			$ 1,000	$ 12,800
7612-VEHICLE EXPENSE		$ 12,000				$ 12,000
7615-TOLL ROAD CHARGES	$ 560	$ 2,000				$ 2,560
7620-INSURANCE EXPENSE	$ 247,965	$ 220				$ 248,185
7640-UTILITIES-TELEPHONE	$ 45,421	$ 2,880			$ 3,500	$ 51,801
7650-BANK FEES	$ 1,600					$ 1,600
7670-MISCELLANEOUS EXPENSE	$ 106,891	$ 11,500			$ 3,000	$ 121,391
7671-MISCELLANEOUS - TRAINING					$ 4,000	$ 4,000
8510-MWDOCS CONTRIB TO PROGRAMS	$ 424,680					$ 424,680
8710-ELECTION EXPENSES	$ 470,000					$ 470,000
8810-CAPITAL ACQUISITION	$ -					$ -
8811-BUILDING EXPENSE	$ -					$ -
Expenditure Total	**$ 12,231,290**	**$ 3,182,613**	**$ 203,388,013**	**$ 6,235,562**	**$ 782,694**	**$ 225,820,172**
Total	**$ (64,506)**	**$ -**	**$ -**	**$ -**	**$ -**	**$ (64,506)**



MWDOC FY 2026-27 & 2027-28 Budget

Final Draft Budget

Administration & Finance Committee

Budget Presentation Agenda

- MWDOC Budget Schedule
- MWDOC Budget Overview
- Recap of Items Incorporated in Final Draft
- Next Steps for Board Approval

MWDOC FY 2026-27 & 2027-28 Budget - Schedule

January 2026

- ☑ Request for Member Agencies' preliminary indication of participation in Choice programs

February 2026

- ☑ 1st Draft Budget @ A&F Committee (2-11)
- ☑ Initial Member Agency Choice Participation Confirmation (2-17)
- ☑ Member Agency Managers Meeting (2-19)

March 2026

- ☑ 2nd Draft Budget @ A&F Committee (3-11)
- ☑ Member Agency Managers Meeting (3-19)
- ☑ Update Choice-funded Program Participation
- ☑ Member Agencies submit Formal Comments (3-27)

April 2026

- FINAL Budget and Rates @ A&F Committee (4-8)
- Member Agencies' Formal Comments presented to A&F Committee (4-8)
- Board approval of Budget and Rates (4-15)

October 2026

- Updated FY 2026-27 Choice Budget @ A&F Committee (10-14)
- Board Approval of Updated FY 2026-27 Choice Budget (10-21)

February 2027

- Biennial Budget mid-cycle review @ A&F Committee (2-10)

MWDOC Budget Overview - Rates

No Change

FY 2026-27

RATES

- Fixed Meter Charge @ $15.70 — YTY Increase of 2.95% or $0.45
- OCWD Contribution @ $427,658 — YTY Increase of 3.21% or $13,287

FY 2027-28

RATES

- Fixed Meter Charge @ $16.25 — YTY Increase of 3.50% or $0.55
- OCWD Contribution @ $441,989 — YTY Increase of 3.35% or $14,331

MWDOC Budget Overview - Core

Updated

FY 2026-27

REVENUES

- **Core** Revenues @ $12,026,760 — YTY Increase of 5.5% or $629,501

OPERATING EXPENSES

- **Core** Expenses @ $11,966,553 — YTY Increase of 5.0% or $567,942
  (Biggest driver: Employee Benefits)

FY 2027-28

REVENUES

- **Core** Revenues @ $12,166,784 — YTY Increase of 1.2% or $140,024

OPERATING EXPENSES

- **Core** Expenses @ $12,231,290 — YTY Increase of 2.2% or $264,737

MWDOC Budget Overview – Choice

Updated

FY 2026-27

INITIAL CHOICE REVENUE & EXPENSES

- **Choice** Rev & Exp @ $3,049,634 — YTY Increase of 28.6% or $678,734

TOTAL OUTSIDE WUE FUNDING

- $6,942,515 — YTY decrease of -16.9%

FY 2027-28

INITIAL CHOICE Y-T-Y REVENUE & EXPENSES

- **Choice** Rev & Exp @ $3,182,613 — YTY Increase of 4.4% or $132,979

TOTAL OUTSIDE WUE FUNDING

- $6,235,562 — YTY decrease of -10.2%

MWDOC Budget Overview – Staffing

No Change



FY 2025-26

Total 46 people
Total 44.01 FTE
Core 34.9 FTE
Choice 9.1 FTE



FY 2026-27

Total 46 people
Total 43.7 FTE
Core 35.9 FTE
Choice 7.8 FTE



FY 2027-28

Total 46 people
+3 succession planning
Total 44.9 FTE
Core 37.1 FTE
Choice 7.9 FTE

Recap of Draft Budget Discussions

Commitment to Values.
This Budget continues our commitment to modest, predictable rate increases that support cost recovery in a financially prudent manner.



INITIATIVES INCLUDED IN BUDGET

COMPREHENSIVE SALARY AND BENEFITS STUDY

Staff proposed initiating a Comprehensive Salary and Benefits Study early in FY 2026-27, reducing duplicative analysis and yield a comprehensive set of recommended changes.

EXPANSION OF EDUCATION PROGRAM INTIATIVES

Including Career Technical Education, teacher training, engagement with post-secondary institutions, student-focused events, and regional workforce collaboration.

NEW BOARD REQUESTED MEMBERSHIPS

- Orange County Taxpayers Association
- Sustain Southern California

ITEMS TO RETURN AT MID-CYCLE

MWDOC Reliability Study
Based on feedback received, staff will return to Board to review timing for initiation of study.

Actual 2026 Urban CPI
To update the Salary Merit Pool and Board Compensation estimates.

Choice Program Selections
Remains on annual cycle

WEROC Annual Budget
Remains on annual cycle

Next Steps for Board Approval

Final Draft Budget Actions

- Adoption of Director Compensation Ordinance
  - Public hearing
- Adoption of Water Rates Ordinance
  - Public hearing
- Adoption of Final MWDOC Budget for FY 2026-27 and FY 2027-28
  - By resolution
- Adoption of Proposed MWDOC Water Rates FY 2026-27 and FY 2027-28
  - Including new treated water charges
  - By resolution

RESOLUTION NO. ____

**RESOLUTION OF THE
MUNICIPAL WATER DISTRICT OF ORANGE COUNTY
BOARD OF DIRECTORS
APPROVING AND ESTABLISHING THE BIENNIAL BUDGET FOR
FISCAL YEARS 2026-27 AND 2027-28**

BE IT RESOLVED by the Board of Directors of Municipal Water District of Orange County that the Budget for financing the District's operations for Fiscal Years 2026-27 and 2027-28, as recommended, be and the same is hereby adopted as follows:

Fund	**FY2026-27**	**FY2027-28**
General (Inclusive of Expenses funded by Reserves)	15,016,187	15,413,903
Water Purchases	182,306,926	203,388,013
Water Use Efficiency	6,942,515	6,235,562
WEROC	731,372	782,694
AMP	0	0
Subtotal	204,997,000	225,820,172
Interfund transfer: MWDOC Contribution to WEROC*	-365,686	-391,347
Total Budget Resolution	**204,631,314**	**225,428,825**

*Account#8510, CC#24

Upon Board approval and the adoption of the Budget and rate resolution, the General Manager will expend, under District policy, such budgeted amounts as necessary for the purposes identified in the Budget for the Municipal Water District of Orange County.

PASSED AND ADOPTED by the Board of Directors of the Municipal Water District of Orange County at its regular meeting held on April 15, 2026, by the following roll call vote:

AYES:
NOES:
ABSTAIN:
ABSENT:

Angela Crespi
District Secretary
Municipal Water District of Orange County

Item No. 9

ACTION ITEM
April 15, 2026

TO: **Board of Directors**

FROM: **Administration & Finance Committee**

Harvey De La Torre, General Manager

Staff Contact: Melissa Baum-Haley, Assistant General Manager
Kevin Hostert, Senior Water Resources Analyst
Jared Dawson, Water Resources Analyst

SUBJECT: **ADOPT A RESOLUTION ESTABLISHING WATER RATES FOR FISCAL YEARS 2026-27 AND 2027-28**

STAFF RECOMMENDATION

Staff recommends the Board of Directors adopt a Resolution Establishing Water Rates for Fiscal Years 2026-27 and 2027-28.

COMMITTEE RECOMMENDATION

The committee concurred with staff recommendation.

REPORT

Purpose

This item requests the Municipal Water District of Orange County (MWDOC or District) Board of Directors (Board) adopt a Resolution Establishing Water Rates for Fiscal Years (FY) 2026-27 and 2027-28. Adoption of the resolution will support MWDOC's Biennial Budget and recover the costs of providing imported water.

Budgeted: ☐ Yes ☐ No ☒ N/A		Budgeted amount:
Core: ☒	Choice: ☐	Movement between funds: ☐ Yes ☐ No
Action item amount: N/A		

Discussion

MWDOC adopts a Water Rate resolution at the beginning of the budget to reflect water rates and charges required to collect revenue to support MWDOC's Biennial Budget and to recover the costs of providing imported water. Attachment 1 is the proposed Water Rates Resolution for FYs 2026-27 and 2027-28 with redline revisions.

Below is a summary of the proposed Rates and Charges for FYs 2026-27 and 2027-28:

MWDOC Proposed Rates & Charges	Proposed Rates July 1, 2026	Proposed Rates July 1, 2027
Retail Meter Charge	$15.70/meter	$16.25/meter
Groundwater Customer Charge	$427,658	$441,989

MET Rates & Charges	Current Rates January 1, 2026	Proposed Rates January 1, 2027	Proposed Rates January 1, 2028
Supply Rate	$313	See Note[1]	See Note[1]
System Access Rate	$492		
System Power Rate	$179		
Full Service Untreated Volumetric ($/AF)	**$984**		
Treatment Surcharge ($/AF)	$544		
Full Service Treated Volumetric ($/AF)	**$1,528**		
Treatment Peaking Capacity Charge ($/CFS)	-		
Treatment Used Standby Capacity Charge ($/AF)	-		
Treatment Remaining Capacity Charge ($/AF)	-		
Capacity Charge ($/CFS)	$14,500		
Total Readiness-to-Serve Charge ($/M)	$188		

Pending Metropolitan's budget adoption on April 14, 2026

[1] Metropolitan Water District of Southern California (Metropolitan) rates and charges for January 1, 2027 and January 1, 2028 are pending Metropolitan's budget adoption on April 14, 2026, and will be incorporated upon confirmation.

Next Steps

Staff recommends the Board select Option #1, to adopt a resolution establishing Water Rates for FYs 2026-27 and 2027-28.

Adopting this Resolution will in turn accomplish the following:

a. Increase the MWDOC Retail Meter Charge from $15.25 to $15.70 per meter in FY 2026-27, and then to $16.25 effective FY 2027-28,
b. Increase the Groundwater Customer Charge from $414,371 to $427,658 effective FY 2026-27 and then to $441,989 effective FY 2027-28; and
c. Set forth all rates and charges to be effective July 1, 2026, January 1, 2027, July 1, 2027, and January 1, 2028, as stipulated in the Water Rates Resolution.

ALIGNMENT WITH BOARD STRATEGIC PRIORITIES

☒ *Clarifying MWDOC's mission and role; defining functions and actions.*
☐ *Balance support for Metropolitan's regional mission and OC values and interests.*
☐ *Strengthen communication and coordination of messaging.*
☐ *Work with member agencies to develop water supply and demand objectives.*
☒ *Solicit input and feedback from member agencies.*
☐ *Invest in workforce development and succession planning.*

BOARD OPTIONS

Option #1: Adopt a Resolution Establishing Water Rates for FYs 2026-27 and 2027-28.

Fiscal Impact: Adopting the proposed rates will generate the projected revenue needed to meet the District's expenses for FYs 2026-27 and 2027-28.

Option #2: Do not adopt the Resolution at this time, and present revisions to the Board in May or June of 2026.

Fiscal Impact: The fiscal impacts of any revisions to the rates will need to be evaluated.

Attachments/Links:
Attachment 1: Water Rates Resolution - Redline
Attachment 2: Water Rates Resolution

RESOLUTION NO. ____

RESOLUTION OF THE MUNICIPAL WATER DISTRICT OF ORANGE COUNTY BOARD OF DIRECTORS ESTABLISHING WATER RATES

WHEREAS, pursuant to Water Code sections 71610, 71614 and 71616, the Municipal Water District of Orange County (MWDOC or District) is authorized to establish water rates and charges for water which will result in revenues sufficient to meet the operating expenses of the District to provide for repairs and depreciation of works, provide a reasonable surplus for improvements, extensions and enlargements, and cover principal and interest payments and costs associated with bonded debt; and,

WHEREAS, the District currently imports water from the Metropolitan Water District of Southern California (Metropolitan). Metropolitan adopted rates for water service consisting of a water supply rate, and separate unbundled rates for system access, system power, water treatment, and fixed charges for the Capacity Charge and Readiness-to-Serve Charge, which are imposed on MWDOC as a condition of receiving water deliveries from Metropolitan; and,

WHEREAS, pursuant to Section 1117 of the MWDOC Administrative Code, the MWDOC Board of Directors adopted Ordinance No. ~~55~~___ establishing classes of water service, and terms and conditions of such service, and intends to adopt this Resolution fixing the rates and charges for said classes of water service (including Choice services in Section ~~6~~10); and,

WHEREAS, the Board of Directors has reviewed the cost of water, including its current water supply costs and other charges imposed on MWDOC by Metropolitan, and with respect to the projected MWDOC operating expenses and financial needs, and has determined that it is necessary and appropriate to establish new rates and charges for water service and programs provided by MWDOC; and,

WHEREAS, the Board of Directors has reviewed the water supply, water demand and replenishment conditions in the Orange County Water District (OCWD) Basin and the impact these conditions will have on MWDOC's imported water purchases from Metropolitan; and,

~~WHEREAS, MWDOC's Administration and Finance Committee and Board reviewed the issue of tiered or melded water rates for Tier-1 and Tier-2 purchases from Metropolitan in November 2004, and retained the establishment of a melded rate, with a provision for further review should the OCWD's basin pumping percentage fall below 60% in the future; and,~~

WHEREAS, Metropolitan continues to levy its Standby Charge within the MWDOC service area, which will be credited against Metropolitan's Readiness-to-Serve Charge and will provide an equivalent offset on the Metropolitan charges imposed on MWDOC; and,

WHEREAS, Metropolitan assesses a Capacity Charge to MWDOC based on MWDOC's highest cumulative peak day delivery rate in cubic feet per second (CFS) between May 1 and September 30 in the three preceding calendar years, ending on the year prior to the year of the charge being imposed; and,

WHEREAS, MWDOC engaged Raftelis Financial Consultants, Inc. to prepare a cost of service allocation and rate study (Rate Study) for MWDOC's rates and charges in 2016 and 2021; and,

WHEREAS, the 2021 Core Service Allocation Study affirmed MWDOC's Retail Meter Charge, and modified the Groundwater Customer Charge effective with the fiscal year 2021-22 rates and charges; and,

WHEREAS, beginning with the budget year commencing July 1, 2011 through June 30, 2012, the MWDOC Board approved changing the format of the budget and how certain "Choice" services are to be funded by those MWDOC member agencies and the cities of Anaheim, Fullerton and Santa Ana (3 Cities) electing to receive such services; and,

WHEREAS, the MWDOC Board has approved the "Choice" services, the associated budgets, and the methods for allocating such costs to the member agencies and 3 Cities, and has directed staff to bill for those costs pursuant to Section ~~10~~14 of this Resolution as part of MWDOC's water rates and charges; and,

~~WHEREAS, there is a need to charge for costs associated with the transfer or wheeling of water into the MWDOC service area by any member agency as is provided for in this Resolution.~~

WHEREAS, on July 8, 2025, the Metropolitan Board of Directors approved a treated water cost recovery rate structure that incorporates fixed charges for a peaking capacity charge, used standby capacity charge, and a remaining standby capacity charge.

NOW, THEREFORE, BE IT RESOLVED by the Board of Directors of the Municipal Water District of Orange County that, subject to the terms and conditions set forth herein, the rates and charges for the classes of water service provided by MWDOC to MWDOC's member agencies shall be as follows:

SECTION 1. RATES FOR CLASSES OF WATER SERVICE~~.~~

The rates per acre-foot of water sold or delivered by MWDOC to its member agencies shall be as follows:

a. For Full Service, including water delivered for domestic, municipal, and agricultural purposes, including seawater barrier and groundwater replenishment.

~~Rate Component~~ MET Rates & Charges	~~July 1 through December 31,~~	~~Beginning~~Current Rates January 1, 2026	Proposed Rates January 1, 2027	~~Proposed Rates~~ January 1, 2028~~.~~

Deleted Cells
Inserted Cells
Inserted Cells

~~2025~~			
Supply Rate	$313	See Note[1]	See Note[1]
System Access Rate	$492		
System Power Rate	$179		
~~Untreated~~ Full Service	~~$912.00~~	$984.~~00~~	
~~Treated Full Service~~ Untreated Volumetric ($/AF)	~~$1,395.00~~	~~$1,528.00~~	
Treatment Surcharge ($/AF)	$544		
~~Unbundled Rate By Component:~~			
~~System Access Rate~~	~~$463.00~~		
~~System Power Rate~~	~~$159.00~~		
~~MWDOC Melded Supply Rate~~	~~$290.00~~		
~~Subtotal Untreated~~ Full Service~~:~~	~~$912.00~~		
~~Treatment Surcharge~~	~~$483.00~~		
~~Total~~ Treated ~~Full Service:~~Volumetric ($/AF)	~~$1,395.00~~	~~$492.00~~	
		~~$179.00~~	
		~~$313.00~~	
		~~$984.00~~	
		~~$544.00~~	
		$1,528.~~00~~	
Treatment Peaking Capacity Charge ($/CFS)			
Treatment Used Standby Capacity Charge ($/AF)			
Treatment Remaining Capacity Charge ($/AF)			
Capacity Charge ($/CFS)	$14,500		
Total Readiness-to-Serve Charge ($/M)	$188		

Pending Metropolitan's budget adoption on April 14, 2026

Deleted Cells

Inserted Cells

Inserted Cells

Deleted Cells

Inserted Cells

Inserted Cells

~~3~~

~~* In November of 2021 the Metropolitan Board directed staff to recover demand management costs via the supply rate.~~

[1] Metropolitan Water District of Southern California (Metropolitan) rates and charges for January 1, 2027 and January 1, 2028 are pending Metropolitan's budget adoption on April 14, 2026, and will be incorporated upon confirmation.

b. MWDOC Drought Allocation Surcharge

Rates for a Drought Allocation Surcharge are established by Board action in accordance with the MWDOC Water Supply Allocation Plan (WSAP), as required.

~~MWDOC Melded~~

c. System Access Rate

The System Access Rate is established by Board action to recover Metropolitan's system access rate. The System Access Rate is recovered on a volumetric rate equal to Metropolitan's system access rate.

d. System Power Rate

The System Power Rate is established by Board action to recover Metropolitan's system power rate. The System Power Rate is recovered on a volumetric rate equal to Metropolitan's system power rate.

e. Supply Rate

The ~~MWDOC Melded~~ Supply Rate is established by Board action to recover Metropolitan's ~~Tier 1~~ supply rate plus any additional water costs, fees, charges, and rates that benefit the District's service area. ~~At this time, the MWDOC~~

~~Melded Supply Rate is equal~~

SECTION 2. TREATMENT SURCHARGE

a. Amount Due to Metropolitan from MWDOC

Metropolitan's ~~Tier 1 Supply Rate.~~treatment surcharge is assessed at a volumetric rate to MWDOC at $ for every acre-foot of treated water purchased by MWDOC.

b. Apportionment of Metropolitan's Treatment Surcharge to MWDOC Member Agencies

MWDOC will apportion Metropolitan's treatment surcharge to MWDOC's Member Agencies at the volumetric rate of $ for every acre-foot of treated water purchased by the Member Agency.

SECTION ~~2.~~ 3. MWDOC READINESS-TO-SERVE CHARGE~~.~~

a. Amount Due to Metropolitan from MWDOC

Metropolitan has notified MWDOC that for fiscal year ~~2025-26~~2026-27 Metropolitan estimates that the amount of Metropolitan's Readiness-to-Serve (RTS) Charge applicable to MWDOC, which exceeds the standby charges collected in MWDOC's service area (Net RTS Charge) is

~~$17,600,208.~~ $. The Net RTS Charge will be allocated among the MWDOC member agencies, as provided herein, and invoiced as a fixed charge to each MWDOC member agency. Metropolitan will bill MWDOC for the Net RTS Charge on a monthly installment basis. The MWDOC Net RTS Charge will be invoiced to each MWDOC member ~~agencies~~agency on a monthly basis.

b. Apportionment of Net Metropolitan RTS Charge to MWDOC's Member Agencies

The MWDOC method of apportioning the Net RTS Charge to the MWDOC member agencies uses the most recently completed four-year rolling average of fiscal year full service purchases of water ending one year prior to the year of the charge being imposed (i.e., for fiscal year ~~2025-26~~2026-27 charges, the four-year average shall be based on fiscal years ~~2020-21~~2021-22 through ~~2023-24~~2024-25). The Net RTS Charge to MWDOC shall be apportioned to the MWDOC member agencies based on the four-year average of full service sales, which would include all cyclic, wheeled, and transferred water.

~~a.~~c. Fiscal Year ~~2025-26~~2026-27 MWDOC RTS Charge

For fiscal year ~~2025-26~~2026-27, MWDOC will charge the MWDOC member agencies total Net RTS Charges of ~~$17,600,208.~~$. The amount

of the Net RTS Charge to be apportioned to each of the MWDOC member agencies is set forth in **Exhibit A**, attached hereto ~~and by this reference~~, incorporated ~~herein~~, and made ~~an~~ operative ~~part hereof.~~by this reference.

~~b.~~d. Adjustment of RTS Charge

Metropolitan determines its Net RTS Charge to each member agency based on the estimated revenue derived from the Metropolitan Standby Charge within each member agency (less delinquencies and administrative costs). The projected Net Standby Charge revenue for MWDOC in fiscal year ~~2025-26~~2026-27 is set forth in **Exhibit A**. Once the actual Net Standby Charge revenue is known, Metropolitan may adjust the amount of the Net RTS Charge for the prior year through an additional charge or credit. Any adjustment necessary to reconcile the estimated Net RTS Charge with the actual Net RTS Charge will be charged or credited to each MWDOC member agency in the next regularly scheduled water billing following the preparation of the reconciliation report by Metropolitan.

SECTION ~~3.~~ 4. MWDOC CAPACITY CHARGE

~~a.~~ Amount due to Metropolitan from MWDOC

Metropolitan has notified MWDOC that for calendar year ~~2026~~2027, the amount of the Metropolitan Capacity Charge to be imposed on MWDOC will be ~~$4,089,000.~~$. The Metropolitan Capacity Charge will be allocated among the MWDOC member agencies as provided herein and invoiced as a fixed charge to each member agency. Metropolitan will bill MWDOC for the Capacity Charge on a monthly installment basis. The MWDOC Capacity Charge will be invoiced to the MWDOC member agencies on a monthly basis.

b. Apportionment of Metropolitan's Capacity Charge to MWDOC's Member Agencies

The MWDOC method of apportioning the Capacity Charge to the MWDOC member agencies uses each member agency's highest peak day flow for delivery of full service water, which includes wheeled and transferred water, during the period of May 1 through September 30 of each year for the three-year period ending one year prior to the year of the charge being imposed (i.e., for calendar year ~~2026~~2027 charges, the highest peak day flow shall be based on May 1 through September 30, ~~2022,~~ 2023, 2024, and ~~2024).~~2025). The peak day flow for each MWDOC member agency is used to apportion the Capacity Charge based upon the ratio of each agency's highest peak day flow to the sum of all member agencies' highest peak day flows. The amount of the ~~2026~~2027 Capacity Charge apportioned to each member agency is set forth in **Exhibit B**, attached hereto ~~and by this reference~~, incorporated ~~herein~~, and made ~~an~~ operative ~~part hereof~~by this reference.

SECTION 5. TREATMENT PEAKING CAPACITY CHARGE

a. Amount due to Metropolitan from MWDOC

For Calendar Year (CY) 2027, Metropolitan will assess the treatment peaking capacity charge based on MWDOC's fiscal year 2025 average daily treated water demand in CFS.

b. Apportionment of Metropolitan's Treatment Peaking Capacity Charge to MWDOC's Member Agencies

Each Member Agency's highest average one-day flow from the previous three summers (May 1 to September 30) converted to each Member Agency's proportional share of MWDOC's highest average one-day flow, excluding untreated flows.

SECTION 6. TREATMENT USED STANDBY CAPACITY CHARGE

a. Amount due to Metropolitan from MWDOC

For CY 2027, Metropolitan will assess the treatment used standby capacity charge based on MWDOC's fiscal year 2025 treated firm demands in AF.

b. Apportionment of Metropolitan's Treatment Used Standby Capacity Charge to MWDOC's Member Agencies

Each Member Agency's proportional share of MWDOC's fiscal year 2025 total treated usage.

SECTION 7. TREATMENT REMAINING STANDBY CAPACITY CHARGE

a. Amount due to Metropolitan from MWDOC

For CY 2027, Metropolitan will assess the treatment remaining standby capacity charge based on MWDOC's fiscal year 2025 Treated firm demands in AF.

b. Apportionment of Metropolitan's Treatment Remaining Standby Capacity Charge to MWDOC's Member Agencies

Each Member Agency's proportional share of MWDOC's fiscal year 2025 total treated usage.

SECTION ~~4.~~ 8. MWDOC'S RETAIL METER CHARGE~~.~~

The annual charge to be imposed by MWDOC on each member agency, except for Orange County Water District (OCWD~~)~~), for each retail water meter served by such MWDOC member agency, which is in service as of January 1 of each

year (MWDOC's Retail Meter Charge) shall be **$15.~~25~~70** for fiscal year 2026-27 and **$16.25** for fiscal year 2027-28. MWDOC's Retail Meter Charge shall be collected in accordance with Section ~~10~~14 of this Resolution. Annually, or at such time as determined to be necessary, MWDOC will request supporting documentation from each member agency to verify the number of retail meters within their service area, and such documentation shall be signed by a representative of the member agency. MWDOC is also authorized to conduct random on-site visits with the member agencies to verify the data on the number of retail meters.

SECTION ~~5.~~ 9. MWDOC GROUNDWATER CUSTOMER CHARGE

The annual charge to be imposed on OCWD for Core services provided by MWDOC shall be **$427,658** for fiscal year ~~2025-26 shall be **$414,371**~~2026-27 and **$441,989** for fiscal year 2027-28. MWDOC's Groundwater Customer Charge to be imposed on OCWD shall be collected in accordance with Section ~~10~~14 of this Resolution.

The Groundwater Customer Charge is calculated based on OCWD's proportionate share of all of MWDOC's cost centers of MWDOC's fiscal year ~~2025-26 general fund core~~2026-27 general fund Core budget; excluding the Water Emergency Response Organization of Orange County (WEROC) cost center. OCWD's proportionate share is calculated as one twenty-sixth of all Core cost centers except for WEROC.
~~budget; excluding the WEROC cost center. OCWD's proportionate share is calculated~~

~~as one~~

~~twenty-sixth of all core cost centers except for WEROC.~~

SECTION ~~6~~10. CHOICE SERVICES TO THE MWDOC ~~MEMBER AGENCIES 2025-~~

~~26~~CUSTOMERS 2026-27

The Choice services to the ~~member agencies~~customers shall be provided and charged for as follows for Fiscal Year ~~2025-26~~2026-27. Each Choice service is voluntary and provided at the option of the member agency, and the costs for such Choice services are not "imposed" for purposes of ~~article~~Article XIII C, ~~section~~Section 1(e) of the California ~~constitution~~Constitution:

a. The Water Use Efficiency Program provides cost-effective demand management measures and regulatory compliance technical assistance. ~~—~~The cost of ~~MWDOC's~~ the Water Use Efficiency Program shall be allocated to those agencies electing to participate in the program. The costs shall be apportioned to the participants in proportion to the benefits received from Metropolitan and/or any other outside sources of funding in calendar year ~~2024.~~2025. There may be other costs allocated over and above these costs for participation in certain water use efficiency program efforts in various parts of Orange County that are separate from this basic program. Anything beyond the basic program will be implemented separately by agreement or memorandum of understanding with each participating agency. The costs to be charged shall reflect any carry-over or deficit funds from the preceding fiscal year.

b. The MWDOC Elementary School Program provides comprehensive water education for Orange County elementary school students in Grades K-5. Through this program, each participating agency may set a target number of sessions to offer in their service area. In grades K-2, the MWDOC Elementary School Program charges participating agencies per school assembly, at a cost based on the size of the school assembly. In grades 3-5, the MWDOC Elementary School Program charges each participating agency at a cost per session based on the actual number of sessions provided.

~~Elementary School Program charges each participating agency at a~~

~~cost per~~

~~session based on the actual number of sessions provided.~~

c. ~~———~~The MWDOC Middle School Program provides comprehensive water education for Orange County middle school students in Grades 6-8. Through this program, each participating agency may set a target number of sessions to offer in their service area. The MWDOC Middle School Program charges each participating agency at a cost per session based on the actual number of sessions provided.

d. The MWDOC High School Program provides comprehensive water education for Orange County high school students in Grades 9-12. Through this program, each participating agency may set a target number of sessions to offer in their service area. The MWDOC High School Program charges each participating agency at a cost per session based on the actual number of sessions provided.

e. Blank.

f. The Water Loss Control Program provides a complement of technical assistance and shared service through consultants and in-house operations to retail agencies in Orange County. The costs for the program varies per agency according to the level of professional and technical service selected by each participating agency. The costs to be charged shall reflect any carry-over or deficit funds from the preceding fiscal year.

The details on these Choice options and charges to each agency are included in Section ~~10~~14 and are set forth in **Exhibit ~~C~~F**, attached hereto ~~and by this reference~~, incorporated herein, and made ~~an~~ operative ~~part hereof~~by this reference.

SECTION ~~7~~11. RATES AND CHARGES FOR ~~WHEELED, ~~EXCHANGED OR TRANSFERRED WATER

Unless otherwise specified by written agreement with MWDOC, MWDOC shall charge the member agencies for water ~~wheeled, ~~exchanged~~,~~ or transferred through exchanges with Metropolitan into the MWDOC service area in accordance with the provisions below.

~~Wheeled, exchanged,~~ Exchanged or transferred water will also be assessed, unless otherwise specified by written agreement, at the then-applicable rates for ~~wheeling~~transportation services set by Metropolitan's Board of Directors from time to time pursuant to its Administrative Code for the use of Metropolitan's facilities to transport water not owned or controlled by Metropolitan to Metropolitan's member agencies.

~~Metropolitan's rates for "wheeling service" are defined in the~~ Metropolitan repealed its Administrative Code~~. Metropolitan's~~ based water wheeling rate ~~for~~effective January 1, 2021. As such all water wheeling ~~service does not include power utilized for delivery, which the~~ rates approved by prior resolutions of the MWDOC Board of Directors are hereby repealed. All future water wheeling rates applicable to member agencies, and wheeling to third-parties, will be determined on a case-by-case basis and established by contract with the requesting party ~~must provide or pay directly at its own cost (if power can be scheduled by Metropolitan) or pay to Metropolitan at Metropolitan's actual (not system average) cost.~~.

In addition to these charges, MWDOC shall assess the following charges related to costs, pursuant to applicable law:

a. A one-time administrative charge, based on actual time spent to account for the staff time and legal counsel required for preparation of an agreement or agreements to establish the legal and administrative framework for water to be ~~wheeled or~~ transferred ~~through exchanges~~or exchanged with Metropolitan.

b. Unless otherwise specified by written agreement with MWDOC, an annual charge will be assessed, based on actual time spent in any year in which water is ~~wheeled or~~ transferred ~~through exchanges~~or exchanged with Metropolitan, to cover staff time to account for and bill for the water.

~~Metropolitan, to cover staff time to account for and bill for the water.~~

c. Other charges established by written agreement between MWDOC and a member agency that reflect additional costs of ~~wheeling~~supplying water.

SECTION ~~8.~~ 12. MWDOC WATER SUPPLY ALLOCATION PLAN ~~(WSAP)~~

In the event that a regional water shortage is declared, the MWDOC Board can implement, adjust, or adopt an updated Water Supply Allocation Plan (WSAP or Plan). This Plan, as adopted in 2009, updated in 2014 and 2016, and as amended from time to time, established procedures allowing MWDOC to assess an allocation surcharge to its member agencies in the event MWDOC is assessed an allocation surcharge under Metropolitan's own "Water Supply Allocation Plan." Under MWDOC's Plan, surcharges may be assessed according to a particular member agency's prorated share of it's over usage relative to the MWDOC surcharge amount assessed by Metropolitan. However, the rates set forth in this Resolution do not include or otherwise account for potential surcharges that may be assessed by MWDOC under its Water Supply Allocation Plan, and nothing contained herein is intended to preclude MWDOC from charging such surcharges as authorized in the Water Supply Allocation Plan.

SECTION ~~9~~13. EFFECTIVE DATE~~.~~

The rates set forth in this Resolution shall become effective as of July 1, ~~2025~~2026 or thereafter as specified and shall remain in effect until changed by subsequent Resolution of the Board of Directors.

SECTION ~~10.~~ 14. BILLING AND PAYMENT~~.~~

Billing Schedule. MWDOC member agencies shall be billed for water delivered and for other charges as follows:

a. MWDOC's cost of acquisition of the water shall be billed in the month following delivery of the water;
b. MWDOC's Retail Meter Charge shall be billed once annually on or after July 1st of each year, for each retail water service meter within each member agency's service area;
~~the~~
c. The MWDOC Readiness-to-Serve Charge shall be billed in monthly installments on the water billing in accordance with **Exhibit A**, the MWDOC Capacity Charge shall be billed in monthly installments on the water billing in accordance with **Exhibit B;** ~~and~~the MWDOC Treatment Peaking Capacity Charge shall be billed in monthly installments on the water billing in accordance with **Exhibit C;** the MWDOC Treated Used Standby Capacity Charge shall be billed in monthly installments on the water billing in accordance with **Exhibit D;** the MWDOC Treatment Remaining Standby Capacity Charge shall be billed in monthly installments on the water billing in accordance with **Exhibit E.**

~~the~~

d. The MWDOC Choice services shall be billed once annually on or after July 1st

DRAFT

of each year ~~or as otherwise during the fiscal year~~ in accordance with **Exhibit ~~C~~F** and/or as may be adjusted during the fiscal year in discussions with and as agreed to by the Choice Program participants.

e. The fixed annual Groundwater Customer Charge to OCWD, as set forth in MWDOC's Water Rate Ordinance No. ~~55~~___ and referred to in Section ~~5~~9 hereof, shall be billed to OCWD annually at the beginning of the fiscal year on July 1st.

f. All such billings shall be due on receipt by the member agency and shall be delinquent if payment is not received by MWDOC by the 15th day of the month following the mailing of the billing or within 30 days of mailing of such billing, whichever date is later.

SECTION ~~11~~15. EXEMPTION FROM CEQA~~.~~

The Board of Directors finds that the adoption of the rates and charges as set forth in this Resolution are exempt from the California Environmental Quality Act under Section 21080(b)(8) of the Public Resources Code in that the water rates established herein are for the purpose of meeting operating expenses of MWDOC, including employee wages and fringe benefits, purchasing or leasing of supplies, equipment and materials, meeting financial reserve needs and requirements and, obtaining funds for capital projects necessary to maintain service within existing service areas.

SECTION ~~12~~16. REASONABLE COST~~.~~

The Board of Directors finds that the water rates established herein are in accordance with the adopted fiscal ~~year 2025-26~~years 2026-27 and 2027-28 budget, and that said rates do not exceed the reasonable cost of providing water service and other services and regulatory functions for which they are charged.

~~SECTON 13.~~

SECTION 17. SUPERSEDES PRIOR RESOLUTIONS~~.~~

All resolutions, ~~ordinance~~ordinances, or administrative actions by the Board or parts thereof that are inconsistent with any provision of this Resolution are hereby superseded only to the extent of such inconsistency.

SECTION ~~14~~18. RATES SUBJECT TO ORDINANCE~~.~~

The rates for water service established herein are subject to Ordinance No. ~~55~~__ as it may be amended from time to time.

SECTION ~~15~~19. IMPLEMENTATION~~.~~

The General Manager is directed to ~~establish procedures~~take all actions necessary to implement this Resolution.

BE IT FURTHER RESOLVED that a copy of this Resolution be sent to each of

DRAFT

MWDOC's member agencies.

PASSED AND ADOPTED by the Board of Directors of the Municipal Water District of Orange County at its regular meeting held on April ~~16, 2025~~15, 2026, by the following roll call vote:

AYES:
NOES:
ABSTAIN:
ABSENT:

Angela Crespi
District Secretary
Municipal Water District of Orange County

DRAFT

RESOLUTION NO. ____

RESOLUTION OF THE MUNICIPAL WATER DISTRICT OF ORANGE COUNTY BOARD OF DIRECTORS ESTABLISHING WATER RATES

WHEREAS, pursuant to Water Code sections 71610, 71614 and 71616, the Municipal Water District of Orange County (MWDOC or District) is authorized to establish water rates and charges for water which will result in revenues sufficient to meet the operating expenses of the District to provide for repairs and depreciation of works, provide a reasonable surplus for improvements, extensions and enlargements, and cover principal and interest payments and costs associated with bonded debt; and,

WHEREAS, the District currently imports water from the Metropolitan Water District of Southern California (Metropolitan). Metropolitan adopted rates for water service consisting of a water supply rate, and separate unbundled rates for system access, system power, water treatment, and fixed charges for the Capacity Charge and Readiness-to-Serve Charge, which are imposed on MWDOC as a condition of receiving water deliveries from Metropolitan; and,

WHEREAS, pursuant to Section 1117 of the MWDOC Administrative Code, the MWDOC Board of Directors adopted Ordinance No. ___ establishing classes of water service, and terms and conditions of such service, and intends to adopt this Resolution fixing the rates and charges for said classes of water service (including Choice services in Section 10); and,

WHEREAS, the Board of Directors has reviewed the cost of water, including its current water supply costs and other charges imposed on MWDOC by Metropolitan, and with respect to the projected MWDOC operating expenses and financial needs, and has determined that it is necessary and appropriate to establish new rates and charges for water service and programs provided by MWDOC; and,

WHEREAS, the Board of Directors has reviewed the water supply, water demand and replenishment conditions in the Orange County Water District (OCWD) Basin and the impact these conditions will have on MWDOC's imported water purchases from Metropolitan; and,

WHEREAS, Metropolitan continues to levy its Standby Charge within the MWDOC service area, which will be credited against Metropolitan's Readiness-to-Serve Charge and will provide an equivalent offset on the Metropolitan charges imposed on MWDOC; and,

WHEREAS, Metropolitan assesses a Capacity Charge to MWDOC based on MWDOC's highest cumulative peak day delivery rate in cubic feet per second (CFS) between May 1 and September 30 in the three preceding calendar years, ending on the year prior to the year of the charge being imposed; and,

WHEREAS, MWDOC engaged Raftelis Financial Consultants, Inc. to prepare a cost of service allocation and rate study (Rate Study) for MWDOC's rates and charges in 2016 and 2021; and,

WHEREAS, the 2021 Core Service Allocation Study affirmed MWDOC's Retail Meter Charge, and modified the Groundwater Customer Charge effective with the fiscal year 2021-

DRAFT

22 rates and charges; and,

WHEREAS, beginning with the budget year commencing July 1, 2011 through June 30, 2012, the MWDOC Board approved changing the format of the budget and how certain "Choice" services are to be funded by those MWDOC member agencies and the cities of Anaheim, Fullerton and Santa Ana (3 Cities) electing to receive such services; and,

WHEREAS, the MWDOC Board has approved the "Choice" services, the associated budgets, and the methods for allocating such costs to the member agencies and 3 Cities, and has directed staff to bill for those costs pursuant to Section 14 of this Resolution as part of MWDOC's water rates and charges; and,

WHEREAS, on July 8, 2025, the Metropolitan Board of Directors approved a treated water cost recovery rate structure that incorporates fixed charges for a peaking capacity charge, used standby capacity charge, and a remaining standby capacity charge.

NOW, THEREFORE, BE IT RESOLVED by the Board of Directors of the Municipal Water District of Orange County that, subject to the terms and conditions set forth herein, the rates and charges for the classes of water service provided by MWDOC to MWDOC's member agencies shall be as follows:

SECTION 1. RATES FOR CLASSES OF WATER SERVICE

The rates per acre-foot of water sold or delivered by MWDOC to its member agencies shall be as follows:

a. For Full Service, including water delivered for domestic, municipal, and agricultural purposes, including seawater barrier and groundwater replenishment.

MET Rates & Charges	Current Rates January 1, 2026	Proposed Rates January 1, 2027	Proposed Rates January 1, 2028
Supply Rate	$313	See Note[1]	See Note[1]
System Access Rate	$492		
System Power Rate	$179		
Full Service Untreated Volumetric ($/AF)	**$984**		
Treatment Surcharge ($/AF)	$544		
Full Service Treated Volumetric ($/AF)	**$1,528**		
Treatment Peaking Capacity Charge ($/CFS)			
Treatment Used Standby Capacity Charge ($/AF)			
Treatment Remaining Capacity Charge ($/AF)			
Capacity Charge ($/CFS)	$14,500		
Total Readiness-to-Serve Charge ($/M)	$188		

Pending Metropolitan's budget adoption on April 14, 2026

[1] Metropolitan Water District of Southern California (Metropolitan) rates and charges for January 1, 2027 and January 1, 2028 are pending Metropolitan's budget adoption on April 14, 2026, and will be incorporated upon confirmation.

DRAFT

b. MWDOC Drought Allocation Surcharge

Rates for a Drought Allocation Surcharge are established by Board action in accordance with the MWDOC Water Supply Allocation Plan (WSAP), as required.

c. System Access Rate

The System Access Rate is established by Board action to recover Metropolitan's system access rate. The System Access Rate is recovered on a volumetric rate equal to Metropolitan's system access rate.

d. System Power Rate

The System Power Rate is established by Board action to recover Metropolitan's system power rate. The System Power Rate is recovered on a volumetric rate equal to Metropolitan's system power rate.

e. Supply Rate

The Supply Rate is established by Board action to recover Metropolitan's supply rate plus any additional water costs, fees, charges, and rates that benefit the District's service area.

SECTION 2. TREATMENT SURCHARGE

a. Amount Due to Metropolitan from MWDOC

Metropolitan's treatment surcharge is assessed at a volumetric rate to MWDOC at $_____ for every acre-foot of treated water purchased by MWDOC.

b. Apportionment of Metropolitan's Treatment Surcharge to MWDOC Member Agencies

MWDOC will apportion Metropolitan's treatment surcharge to MWDOC's Member Agencies at the volumetric rate of $_____ for every acre-foot of treated water purchased by the Member Agency.

SECTION 3. MWDOC READINESS-TO-SERVE CHARGE

a. Amount Due to Metropolitan from MWDOC

Metropolitan has notified MWDOC that for fiscal year 2026-27 Metropolitan estimates that the amount of Metropolitan's Readiness-to-Serve (RTS) Charge applicable to MWDOC, which exceeds the standby charges collected in MWDOC's service area (Net RTS Charge) is $_____. The Net RTS Charge will be allocated among the MWDOC member agencies, as provided herein, and invoiced as a fixed charge to each MWDOC member agency. Metropolitan will bill MWDOC for the Net RTS Charge on a monthly installment basis. The MWDOC Net RTS Charge will be invoiced to each MWDOC member agency on a monthly basis.

b. Apportionment of Net Metropolitan RTS Charge to MWDOC's Member

DRAFT

Agencies

The MWDOC method of apportioning the Net RTS Charge to the MWDOC member agencies uses the most recently completed four-year rolling average of fiscal year full service purchases of water ending one year prior to the year of the charge being imposed (i.e., for fiscal year 2026-27 charges, the four-year average shall be based on fiscal years 2021-22 through 2024-25). The Net RTS Charge to MWDOC shall be apportioned to the MWDOC member agencies based on the four-year average of full service sales, which would include all cyclic, wheeled, and transferred water.

c. Fiscal Year 2026-27 MWDOC RTS Charge

For fiscal year 2026-27, MWDOC will charge the MWDOC member agencies total Net RTS Charges of $_____. The amount of the Net RTS Charge to be apportioned to each of the MWDOC member agencies is set forth in **Exhibit A**, attached hereto, incorporated, and made operative by this reference.

d. Adjustment of RTS Charge

Metropolitan determines its Net RTS Charge to each member agency based on the estimated revenue derived from the Metropolitan Standby Charge within each member agency (less delinquencies and administrative costs). The projected Net Standby Charge revenue for MWDOC in fiscal year 2026-27 is set forth in **Exhibit A**. Once the actual Net Standby Charge revenue is known, Metropolitan may adjust the amount of the Net RTS Charge for the prior year through an additional charge or credit. Any adjustment necessary to reconcile the estimated Net RTS Charge with the actual Net RTS Charge will be charged or credited to each MWDOC member agency in the next regularly scheduled water billing following the preparation of the reconciliation report by Metropolitan.

SECTION 4. MWDOC CAPACITY CHARGE

a. Amount due to Metropolitan from MWDOC

Metropolitan has notified MWDOC that for calendar year 2027, the amount of the Metropolitan Capacity Charge to be imposed on MWDOC will be $_____. The Metropolitan Capacity Charge will be allocated among the MWDOC member agencies as provided herein and invoiced as a fixed charge to each member agency. Metropolitan will bill MWDOC for the Capacity Charge on a monthly installment basis. The MWDOC Capacity Charge will be invoiced to the MWDOC member agencies on a monthly basis.

b. Apportionment of Metropolitan's Capacity Charge to MWDOC's Member Agencies

The MWDOC method of apportioning the Capacity Charge to the MWDOC member agencies uses each member agency's highest peak day flow for delivery of full service water, which includes wheeled and transferred water, during the period of May 1 through September 30 of each year for the three-year period ending one year prior to the year of the charge being imposed (i.e., for calendar year 2027 charges,

DRAFT

the highest peak day flow shall be based on May 1 through September 30, 2023, 2024, and 2025). The peak day flow for each MWDOC member agency is used to apportion the Capacity Charge based upon the ratio of each agency's highest peak day flow to the sum of all member agencies' highest peak day flows. The amount of the 2027 Capacity Charge apportioned to each member agency is set forth in **Exhibit B**, attached hereto, incorporated, and made operative by this reference.

SECTION 5. TREATMENT PEAKING CAPACITY CHARGE

a. Amount due to Metropolitan from MWDOC

For Calendar Year (CY) 2027, Metropolitan will assess the treatment peaking capacity charge based on MWDOC's fiscal year 2025 average daily treated water demand in CFS.

b. Apportionment of Metropolitan's Treatment Peaking Capacity Charge to MWDOC's Member Agencies

Each Member Agency's highest average one-day flow from the previous three summers (May 1 to September 30) converted to each Member Agency's proportional share of MWDOC's highest average one-day flow, excluding untreated flows.

SECTION 6. TREATMENT USED STANDBY CAPACITY CHARGE

a. Amount due to Metropolitan from MWDOC

For CY 2027, Metropolitan will assess the treatment used standby capacity charge based on MWDOC's fiscal year 2025 treated firm demands in AF.

b. Apportionment of Metropolitan's Treatment Used Standby Capacity Charge to MWDOC's Member Agencies

Each Member Agency's proportional share of MWDOC's fiscal year 2025 total treated usage.

SECTION 7. TREATMENT REMAINING STANDBY CAPACITY CHARGE

a. Amount due to Metropolitan from MWDOC

For CY 2027, Metropolitan will assess the treatment remaining standby capacity charge based on MWDOC's fiscal year 2025 Treated firm demands in AF.

b. Apportionment of Metropolitan's Treatment Remaining Standby Capacity Charge to MWDOC's Member Agencies

Each Member Agency's proportional share of MWDOC's fiscal year 2025 total treated usage.

DRAFT

SECTION 8. MWDOC'S RETAIL METER CHARGE

The annual charge to be imposed by MWDOC on each member agency, except for Orange County Water District (OCWD), for each retail water meter served by such MWDOC member agency, which is in service as of January 1 of each year (MWDOC's Retail Meter Charge) shall be **$15.70** for fiscal year 2026-27 and **$16.25** for fiscal year 2027-28. MWDOC's Retail Meter Charge shall be collected in accordance with Section 14 of this Resolution. Annually, or at such time as determined to be necessary, MWDOC will request supporting documentation from each member agency to verify the number of retail meters within their service area, and such documentation shall be signed by a representative of the member agency. MWDOC is also authorized to conduct random on-site visits with the member agencies to verify the data on the number of retail meters.

SECTION 9. MWDOC GROUNDWATER CUSTOMER CHARGE

The annual charge to be imposed on OCWD for Core services provided by MWDOC shall be **$427,658** for fiscal year 2026-27 and **$441,989** for fiscal year 2027-28. MWDOC's Groundwater Customer Charge to be imposed on OCWD shall be collected in accordance with Section 14 of this Resolution.

The Groundwater Customer Charge is calculated based on OCWD's proportionate share of all of MWDOC's cost centers of MWDOC's fiscal year 2026-27 general fund Core budget; excluding the Water Emergency Response Organization of Orange County (WEROC) cost center. OCWD's proportionate share is calculated as one twenty-sixth of all Core cost centers except for WEROC.

SECTION 10. CHOICE SERVICES TO THE MWDOC CUSTOMERS 2026-27

The Choice services to the customers shall be provided and charged for as follows for Fiscal Year 2026-27. Each Choice service is voluntary and provided at the option of the member agency, and the costs for such Choice services are not "imposed" for purposes of Article XIII C, Section 1(e) of the California Constitution:

a. The Water Use Efficiency Program provides cost-effective demand management measures and regulatory compliance technical assistance. The cost of the Water Use Efficiency Program shall be allocated to those agencies electing to participate in the program. The costs shall be apportioned to the participants in proportion to the benefits received from Metropolitan and/or any other outside sources of funding in calendar year 2025. There may be other costs allocated over and above these costs for participation in certain water use efficiency program efforts in various parts of Orange County that are separate from this basic program. Anything beyond the basic program will be implemented separately by agreement or memorandum of understanding with each participating agency. The costs to be charged shall reflect any carry-over or deficit funds from the preceding fiscal year.

b. The MWDOC Elementary School Program provides comprehensive water

education for Orange County elementary school students in Grades K-5. Through this program, each participating agency may set a target number of sessions to offer in their service area. In grades K-2, the MWDOC Elementary School Program charges participating agencies per school assembly, at a cost based on the size of the school assembly. In grades 3-5, the MWDOC Elementary School Program charges each participating agency at a cost per session based on the actual number of sessions provided.

c. The MWDOC Middle School Program provides comprehensive water education for Orange County middle school students in Grades 6-8. Through this program, each participating agency may set a target number of sessions to offer in their service area. The MWDOC Middle School Program charges each participating agency at a cost per session based on the actual number of sessions provided.

d. The MWDOC High School Program provides comprehensive water education for Orange County high school students in Grades 9-12. Through this program, each participating agency may set a target number of sessions to offer in their service area. The MWDOC High School Program charges each participating agency at a cost per session based on the actual number of sessions provided.

e. Blank.

f. The Water Loss Control Program provides a complement of technical assistance and shared service through consultants and in-house operations to retail agencies in Orange County. The costs for the program varies per agency according to the level of professional and technical service selected by each participating agency. The costs to be charged shall reflect any carry-over or deficit funds from the preceding fiscal year.

The details on these Choice options and charges to each agency are included in Section 14 and are set forth in **Exhibit F**, attached hereto, incorporated herein, and made operative by this reference.

SECTION 11. RATES AND CHARGES FOR EXCHANGED OR TRANSFERRED WATER

Unless otherwise specified by written agreement with MWDOC, MWDOC shall charge the member agencies for water exchanged or transferred through exchanges with Metropolitan into the MWDOC service area in accordance with the provisions below. Exchanged or transferred water will also be assessed, unless otherwise specified by written agreement, at the then-applicable rates for transportation services set by Metropolitan's Board of Directors from time to time pursuant to its Administrative Code for the use of Metropolitan's facilities to transport water not owned or controlled by Metropolitan to Metropolitan's member agencies.

Metropolitan repealed its Administrative Code based water wheeling rate effective January 1, 2021. As such all water wheeling rates approved by prior resolutions of the MWDOC Board of Directors are hereby repealed. All future water wheeling rates

DRAFT

applicable to member agencies, and wheeling to third-parties, will be determined on a case-by-case basis and established by contract with the requesting party.

In addition to these charges, MWDOC shall assess the following charges related to costs, pursuant to applicable law:

a. A one-time administrative charge, based on actual time spent to account for the staff time and legal counsel required for preparation of an agreement or agreements to establish the legal and administrative framework for water to be transferred or exchanged with Metropolitan.

b. Unless otherwise specified by written agreement with MWDOC, an annual charge will be assessed, based on actual time spent in any year in which water is transferred or exchanged with Metropolitan, to cover staff time to account for and bill for the water.

c. Other charges established by written agreement between MWDOC and a member agency that reflect additional costs of supplying water.

SECTION 12. MWDOC WATER SUPPLY ALLOCATION PLAN

In the event that a regional water shortage is declared, the MWDOC Board can implement, adjust, or adopt an updated Water Supply Allocation Plan (WSAP or Plan). This Plan, as adopted in 2009, updated in 2014 and 2016, and as amended from time to time, established procedures allowing MWDOC to assess an allocation surcharge to its member agencies in the event MWDOC is assessed an allocation surcharge under Metropolitan's own "Water Supply Allocation Plan." Under MWDOC's Plan, surcharges may be assessed according to a particular member agency's prorated share of it's over usage relative to the MWDOC surcharge amount assessed by Metropolitan. However, the rates set forth in this Resolution do not include or otherwise account for potential surcharges that may be assessed by MWDOC under its Water Supply Allocation Plan, and nothing contained herein is intended to preclude MWDOC from charging such surcharges as authorized in the Water Supply Allocation Plan.

SECTION 13. EFFECTIVE DATE

The rates set forth in this Resolution shall become effective as of July 1, 2026 or thereafter as specified and shall remain in effect until changed by subsequent Resolution of the Board of Directors.

SECTION 14. BILLING AND PAYMENT

Billing Schedule. MWDOC member agencies shall be billed for water delivered and for other charges as follows:

a. MWDOC's cost of acquisition of the water shall be billed in the month following delivery of the water;
b. MWDOC's Retail Meter Charge shall be billed once annually on or after July 1st

DRAFT

of each year, for each retail water service meter within each member agency's service area;

c. The MWDOC Readiness-to-Serve Charge shall be billed in monthly installments on the water billing in accordance with **Exhibit A**, the MWDOC Capacity Charge shall be billed in monthly installments on the water billing in accordance with **Exhibit B;** the MWDOC Treatment Peaking Capacity Charge shall be billed in monthly installments on the water billing in accordance with **Exhibit C;** the MWDOC Treated Used Standby Capacity Charge shall be billed in monthly installments on the water billing in accordance with **Exhibit D;** the MWDOC Treatment Remaining Standby Capacity Charge shall be billed in monthly installments on the water billing in accordance with **Exhibit E.**

d. The MWDOC Choice services shall be billed once annually on or after July 1st of each year in accordance with **Exhibit F** and/or as may be adjusted during the fiscal year in discussions with and as agreed to by the Choice Program participants.

e. The fixed annual Groundwater Customer Charge to OCWD, as set forth in MWDOC's Water Rate Ordinance No. ___ and referred to in Section 9 hereof, shall be billed to OCWD annually at the beginning of the fiscal year on July 1st.

f. All such billings shall be due on receipt by the member agency and shall be delinquent if payment is not received by MWDOC by the 15th day of the month following the mailing of the billing or within 30 days of mailing of such billing, whichever date is later.

SECTION 15. EXEMPTION FROM CEQA

The Board of Directors finds that the adoption of the rates and charges as set forth in this Resolution are exempt from the California Environmental Quality Act under Section 21080(b)(8) of the Public Resources Code in that the water rates established herein are for the purpose of meeting operating expenses of MWDOC, including employee wages and fringe benefits, purchasing or leasing of supplies, equipment and materials, meeting financial reserve needs and requirements and, obtaining funds for capital projects necessary to maintain service within existing service areas.

SECTION 16. REASONABLE COST

The Board of Directors finds that the water rates established herein are in accordance with the adopted fiscal years 2026-27 and 2027-28 budget, and that said rates do not exceed the reasonable cost of providing water service and other services and regulatory functions for which they are charged.

SECTION 17. SUPERSEDES PRIOR RESOLUTIONS

All resolutions, ordinances, or administrative actions by the Board or parts thereof that are inconsistent with any provision of this Resolution are hereby superseded only to the

DRAFT

extent of such inconsistency.

SECTION 18. RATES SUBJECT TO ORDINANCE

The rates for water service established herein are subject to Ordinance No. __ as it may be amended from time to time.

SECTION 19. IMPLEMENTATION

The General Manager is directed to take all actions necessary to implement this Resolution.

BE IT FURTHER RESOLVED that a copy of this Resolution be sent to each of MWDOC's member agencies.

PASSED AND ADOPTED by the Board of Directors of the Municipal Water District of Orange County at its regular meeting held on April 15, 2026, by the following roll call vote:

AYES:
NOES:
ABSTAIN:
ABSENT:

_____
Angela Crespi
District Secretary
Municipal Water District of Orange County

DRAFT

EXHIBIT A

Readiness-to-serve Charge for MWDOC Client Agencies for FY 2026-27

Metropolitan Readiness-to-Serve (RTS) Charge to MWDOC for FY 2026/27 =	$
Expected Standby Revenue Less Metropolitan Administrative Charge Plus Delinquencies & Uncollectables FY 2026/27 =	$

Agency	2021-22	2022-23	2023-24	2024-25	4-Yr Ave	AF Share (%)	Net RTS	Net RTS	Monthly Charge July - December	Monthly Charge January - June
Brea										
Buena Park										
East Orange County Water District										
El Toro Water District										
Fountain Valley										
Garden Grove										
Golden State Water Company										
Huntington Beach										
Irvine Ranch Water District										
La Habra										
La Palma										
Laguna Beach County Water District										
Mesa Water District										
Moulton Niguel Water District										
Newport Beach										
Orange										
Orange County Water District										
San Clemente										
Santa Margarita Water District (ID9)										
Santa Margarita Water District										
Seal Beach										
Serrano Water District										
South Coast Water District										
Trabuco Canyon Water District										
Westminster										
Yorba Linda Water District										
Sum of MWDOC Agencies										

*totals may not foot due to rounding

Pending Metropolitan's budget adoption on April 14, 2026

EXHIBIT B
DRAFT Capacity Charge for MWDOC Member Agencies for CY 2026

	2023	2024	2025	Peak
MWDOC's Peak to MWD (cfs)	233.6	258.5	260.5	260.5
Date	8/9/2023	8/2/2024	7/12/2025	7/12/2025

Metropolitan Capacity Charge to MWDOC for CY 2026 $ *

Agency	Capacity Charge Eligible Flows (CFS) 2023	2024	2025	3-Yr Peak	CFS Share (%)	Annual Capacity Charge	Monthly Capacity Charge
City of Brea							
City of Buena Park							
East Orange County Water District							
El Toro Water District							
City of Fountain Valley							
City of Garden Grove							
Golden State Water Company							
City of Huntington Beach							
Irvine Ranch Water District							
City of La Habra							
City of La Palma							
Laguna Beach County Water District							
Mesa Water District							
Moulton Niguel Water District							
City of Newport Beach							
Orange County Water District							
City of Orange							
City of San Clemente							
Santa Margarita Water District (ID9)							
Santa Margarita Water District							
City of Seal Beach							
Serrano Water District							
South Coast Water District							
Trabuco Canyon Water District							
City of Westminster							
Yorba Linda Water District							

Pending Metropolitan's budget adoption on April 14, 2026

EXHIBIT C

DRAFT Treatment Peaking Capacity Charge for MWDOC Member Agencies for CY 2027

	2025	2026	2027	Peak
MWDOC's Treatment Average Daily Flow to MWD (cfs)				

Metropolitan Treatment Peaking Capacity Charge to MWDOC for CY 2025	$

Agency	TP Capacity Charge Eligible Flows (CFS) 2025	2026	2027	3-Yr Peak	CFS Share (%)	Annual TP Capacity Charge	Monthly TP Capacity Charge
City of Brea							
City of Buena Park							
East Orange County Water District							
El Toro Water District							
City of Fountain Valley							
City of Garden Grove							
Golden State Water Company							
City of Huntington Beach							
Irvine Ranch Water District							
City of La Habra							
City of La Palma							
Laguna Beach County Water District							
Mesa Water District							
Moulton Niguel Water District							
City of Newport Beach							
Orange County Water District							
City of Orange							
City of San Clemente							
Santa Margarita Water District (ID9)							
Santa Margarita Water District							
City of Seal Beach							
Serrano Water District							
South Coast Water District							
Trabuco Canyon Water District							
City of Westminster							
Yorba Linda Water District							
MWDOC Treatment Peaking Capacity Charge Per CFS:						$	

Pending Metropolitan's budget adoption on April 14, 2026

EXHIBIT D

Treated Used Standby Capacity Charge for MWDOC Client Agencies for FY 2026-27

Net Treated Used Standby Charge = $ per AF	$	

Agency	2024-25	2025-26	2026-27	2027-28	2028-29	2029-30	2030-31	2031-32	2032-33	2033-34	A 10-Yr Max	B 10 Yr Avg	A - B = C Used Standby	AF Share (%)	Net TUSCC	Monthly Charge July - December Breakdown	Monthly Charge January - June Breakdown
Brea																	
Buena Park																	
East Orange County Water District																	
El Toro Water District																	
Fountain Valley																	
Garden Grove																	
Golden State Water Company																	
Huntington Beach																	
Irvine Ranch Water District																	
La Habra																	
La Palma																	
Laguna Beach County Water District																	
Mesa Water District																	
Moulton Niguel Water District																	
Newport Beach																	
Orange																	
Orange County Water District																	
San Clemente																	
Santa Margarita Water District (ID9)																	
Santa Margarita Water District																	
Seal Beach																	
Serrano Water District																	
South Coast Water District																	
Trabuco Canyon Water District																	
Westminster																	
Yorba Linda Water District																	
Sum of MWDOC Agencies																	

*totals may not foot due to rounding **(0)**

Pending Metropolitan's budget adoption on April 14, 2026

	2026 July - December	2027 January - June
6 Month Charge		
6 Month Net TUSCC Charge		

EXHIBIT E

Treated Remaining Standby Capacity Charge for MWDOC Client Agencies for FY 2026-27

Net Treated Used Standby Charge = $ per AF	$	$

Agency	2024-25	2025-26	2026-27	2027-28	2028-29	5 Year Max	AFShare (%)	Net TRSCC	Monthly Charge July - December Breakdown	Monthly Charge January - June Breakdown
Brea										
Buena Park										
East Orange County Water District										
El Toro Water District										
Fountain Valley										
Garden Grove										
Golden State Water Company										
Huntington Beach										
Irvine Ranch Water District										
La Habra										
La Palma										
Laguna Beach County Water District										
Mesa Water District										
Moulton Niguel Water District										
Newport Beach										
Orange										
Orange County Water District										
San Clemente										
Santa Margarita Water District (ID9)										
Santa Margarita Water District										
Seal Beach										
Serrano Water District										
South Coast Water District										
Trabuco Canyon Water District										
Westminster										
Yorba Linda Water District										
Sum of MWDOC Agencies										

*totals may not foot due to rounding **(0)**

Pending Metropolitan's budget adoption on April 14, 2026

	2026 July - December	2027 January - June
6 Month Charge		
Monthly Net TRSCC Charge		$

Exhibit F

MWDOC Member Agency Choice Services Program Summary

DRAFT

Cost Allocations by Agencies for FY 2026-27

Retail Agency	Water Use Efficiency [1]	School Education (K-2)[2]	School Education (3-5)[2]	School Education (6-8)[2]	School Education (9-12)[2]	Water Loss Control Program [3]	Total Choice Allocation [4]
Brea	$ 13,896.77	$ -	$ -	$ -	$ -	$ -	**$ 13,897**
Buena Park	$ 48,114.02	$ -	$ -	$ -	$ -	$ -	**$ 48,114**
East Orange County WD	$ 53.28	$ -	$ -	$ -	$ -	$ -	**$ 53**
El Toro WD	$ 22,503.05	$ -	$ -	$ -	$ -	$ -	**$ 22,503**
Fountain Valley	$ 3,916.71	$ -	$ -	$ -	$ -	$ -	**$ 3,917**
Garden Grove	$ 14,410.68	$ -	$ -	$ -	$ -	$ -	**$ 14,411**
Golden State Water Company	$ 10,048.89	$ -	$ -	$ -	$ -	$ -	**$ 10,049**
Huntington Beach	$ 26,032.13	$ -	$ -	$ -	$ -	$ -	**$ 26,032**
Irvine Ranch WD	$ 287,996.00	$ -	$ -	$ -	$ -	$ -	**$ 287,996**
La Habra	$ 4,241.94	$ -	$ -	$ -	$ -	$ -	**$ 4,242**
La Palma	$ 1,112.32	$ -	$ -	$ -	$ -	$ -	**$ 1,112**
Laguna Beach County WD	$ 1,416.59	$ -	$ -	$ -	$ -	$ -	**$ 1,417**
Mesa Water	$ 64,064.13	$ -	$ -	$ -	$ -	$ -	**$ 64,064**
Moulton Niguel WD	$ 136,657.33	$ -	$ -	$ -	$ -	$ -	**$ 136,657**
Newport Beach	$ 12,497.85	$ -	$ -	$ -	$ -	$ -	**$ 12,498**
Orange	$ 50,659.90	$ -	$ -	$ -	$ -	$ -	**$ 50,660**
Orange County WD	$ -	$ -	$ -	$ -	$ -	$ -	**$ -**
San Clemente	$ 36,473.38	$ -	$ -	$ -	$ -	$ -	**$ 36,473**
Santa Margarita Water District (ID9)	$ -	$ -	$ -	$ -	$ -	$ -	**$ -**
Santa Margarita Water District	$ 121,378.59	$ -	$ -	$ -	$ -	$ -	**$ 121,379**
Seal Beach	$ 1,267.04	$ -	$ -	$ -	$ -	$ -	**$ 1,267**
Serrano WD	$ 121.17	$ -	$ -	$ -	$ -	$ -	**$ 121**
South Coast WD	$ 33,029.38	$ -	$ -	$ -	$ -	$ -	**$ 33,029**
Trabuco Canyon WD	$ 3,978.89	$ -	$ -	$ -	$ -	$ -	**$ 3,979**
Tustin	$ 13,513.83	$ -	$ -	$ -	$ -	$ -	**$ 13,514**
Westminster	$ 1,446.25	$ -	$ -	$ -	$ -	$ -	**$ 1,446**
Yorba Linda WD	$ 36,350.29	$ -	$ -	$ -	$ -	$ -	**$ 36,350**
Anaheim	$ 313.02	$ -	$ -	$ -	$ -	$ -	**$ 313**
Fullerton	$ 245.50	$ -	$ -	$ -	$ -	$ -	**$ 246**
Santa Ana	$ 264.08	$ -	$ -	$ -	$ -	$ -	**$ 264**
Orange County Total	**$ 946,003**	**$ -**	**$ -**	**$ -**	**$ -**	**$ -**	$ 946,003

TBD: Pending Each Agency's Level of Service

Note: Totals may not foot due to rounding.

**** These numbers are draft and subject to change**

[1] Preliminary Cost Allocation for the Choice Water Use Efficiency Program for FY 2026-27.

[2] FY 2026-27 costs dependent upon selection of vendor and each agency's level of participation.

[3] For FY 2026-27 the Water Loss Control Program includes Technical Assistance (Year XI) and the Water Loss Control Shared Services (Year VII). Agency costs will vary based on the selection of technical assistance and shared services.

[4] Actual costs for the programs will be reflected based on agency selections, roll-over of funds from prior fiscal years, and any changes an agency may make throughout the fiscal year.

Item No. 10

ACTION ITEM
April 15, 2026

TO: **Board of Directors**

FROM: **Administration & Finance Committee**

Harvey De La Torre, General Manager

Staff Contact: Cathleen Harris, Director of HR/Administration

SUBJECT: **ADOPT A RESOLUTION APPROVING THE LOAN POLICY FOR THE 401(a) MONEY PURCHASE PENSION PLAN**

STAFF RECOMMENDATION

Staff recommends the Board of Directors adopt a resolution approving the Loan Policy for the 401(a) Money Purchase Pension Plan.

COMMITTEE RECOMMENDATION

The committee concurred with staff recommendation.

REPORT

Purpose

This item requests the Municipal Water District of Orange County (MWDOC or District) Board of Directors (Board) approval to adopt the Loan Policy for the MWDOC 401(a) Money Purchase Pension Plan (Loan Policy) under the new recordkeeper, Empower Trust Company, LLC (Empower). Adoption of the resolution, and accompanying Loan Policy, will allow participants to continue requesting loans in accordance with its provisions.

Discussion

At its March 18 meeting, the Board adopted Resolution No. 2169 approving the restatement of the MWDOC 401(a) Money Purchase Pension Plan, effective April 1, with

Budgeted: ☐ Yes ☐ No ☒ N/A		Budgeted amount:
Core: ☒	Choice: ☐	Movement between funds: ☐ Yes ☒ No
Action item amount: NA		

Empower as the new recordkeeper. Since the prior Loan Policy was created when VOYA Financial, Inc. (VOYA) served as the recordkeeper, the District is required to adopt a new Loan Policy under Empower.

Empower provided the District with a Loan Policy (Attachment 1, Resolution Exhibit A). Staff completed a review of the proposed loan provisions and found them to be similar to the previous Loan Policy with VOYA. District Counsel also reviewed the Loan Policy and recommended that it be presented to the Board for its consideration.

Next Steps

Staff recommends the Board select Option #1, to adopt a resolution approving the Loan Policy for the 401(a) Money Purchase Pension Plan.

Adopting this resolution will in turn accomplish the following:

a. Approve the Loan Policy (Attachment 1, Resolution Exhibit A); and
b. Authorize the General Manager, or designee, to execute the necessary documents on behalf of the District.

If approved, this action will authorize Empower to implement the Loan Policy.

ALIGNMENT WITH BOARD STRATEGIC PRIORITIES

☐ *Clarifying MWDOC's mission and role; defining functions and actions.*
☐ *Balance support for Metropolitan's regional mission and OC values and interests.*
☐ *Strengthen communication and coordination of messaging.*
☐ *Work with member agencies to develop water supply and demand objectives.*
☐ *Solicit input and feedback from member agencies.*
☒ *Invest in workforce development and succession planning.*

BOARD OPTIONS

Option #1: Adopt a resolution approving the Loan Policy for the 401(a) Money Purchase Pension Plan.

Fiscal Impact: There is no direct fiscal impact on the District. Fees associated with the Loans are paid by the Participant.

Option #2: Do not adopt the resolution and discontinue the allowance of loans under the 401(a) Money Purchase Pension Plan with Empower.

Fiscal Impact: None.

Attachments/Links:
Attachment 1: Resolution Approving the Loan Policy for the 401(a) Money Purchase Pension Plan

RESOLUTION NO. ____

**RESOLUTION OF THE
MUNICIPAL WATER DISTRICT OF ORANGE COUNTY
BOARD OF DIRECTORS
APPROVING THE LOAN POLICY FOR
THE 401(a) MONEY PURCHASE PENSION PLAN**

WHEREAS, the Municipal Water District of Orange County (District) previously established a qualified retirement plan known as the Municipal Water District of Orange County Money Purchase Pension Plan (Pension Plan) for the benefit of certain employees;

WHEREAS, on March 18, 2026, the Board of Directors (Board) adopted a Resolution to approve the restatement of the Pension Plan to be effective as of April 1, 2026;

WHEREAS, the Pension Plan provides for loans to participants in accordance with a loan program established by the District in a separate written document forming part of the Pension Plan;

WHEREAS, the Board has been presented with a Plan Loan Administration Policy (Loan Policy) for the Pension Plan describing the terms under which loans will be granted to participants; and

WHEREAS, the Board wishes to adopt the Loan Policy for the Pension Plan.

NOW, THEREFORE, be it resolved, determined and ordered by the Board of Directors of the Municipal Water District of Orange County as follows:

Section 1. That the above recitals are true and correct.

Section 2. That the Board hereby approve the Loan Policy attached as Exhibit A.

Section 3. That the District hereby authorizes the General Manager, or his designee, on behalf of the District to duly execute the Loan Policy and to perform any other actions necessary and appropriate to reflect the foregoing approval.

PASSED AND ADOPTED by the Board of Directors of the Municipal Water District of Orange County at its regular meeting held on April 15, 2026, by the following roll call vote:

AYES:
NOES:
ABSTAIN:
ABSENT:

Angela Crespi
District Secretary
Municipal Water District of Orange County

Exhibit A

Plan Loan Administration Policy

Plan Name: Municipal Water District of Orange County Money Purchase Plan (Plan) Plan Number: 744733-02

Article I. Loan Eligibility

1.01
Loans may be requested by a participant via the participant's account online and/or by speaking with a Participant Call Center representative, as determined by the Plan's administration procedures.

Only active participants in the Plan may request a loan.

Article II. Loan Origination and Administration Fees

2.01
Loan origination and administration fees, as applicable may be assessed and deducted from the participant's account, as directed by the Plan Administrator. Applicable loan fees are disclosed and agreed to by the Plan Sponsor and are also disclosed and agreed to by the participant at the time the loan is requested.

Article III. Minimum and maximum loan amounts

3.01
The minimum loan amount that a participant may request is $1000.

3.02
The maximum loan amount that a participant may request is $50,000.00 or 50% of the vested account balance, whichever is less. The $50,000.00 is reduced by the highest outstanding loan balance during the past 12 months or any existing loan balances on the date a new loan is made, whichever is greater.

3.03
The Plan Administrator is solely responsible for ensuring that the aggregated loan amount available to participants in all plans sponsored by the same employer (or by a member of the employer's controlled group) is the lesser $50,000.00 or 50% of the vested account balance and for reducing the maximum loan amount available from the Plan by the highest outstanding loan balance during the past 12 months for any loan(s) issued by such other plan(s). The Plan Administrator is solely responsible to direct the Plan's recordkeeper to aggregate Plan loans with loans issued by such other plan(s) and to provide loan data from such other plan(s) which is required by the recordkeeper in order to process and administer loans from the Plan for purposes of this section.

Article IV. Number of loans permitted

4.01
The number of loans a participant may have outstanding at one time is one (1).

Article V. Loan Requests and Loan Refinancing

5.01 Loans require an Enforceable Agreement
An enforceable agreement between the participant and the Plan is required for all loans. Loans will not be issued by the Plan unless the participant acknowledges and agrees to the Loan terms. If the loan proceeds are issued from the Plan via a check, the participant must acknowledge and agree to the loan terms which appear with the check by endorsing and depositing the loan proceeds. If the loan proceeds are issued from the Plan via an ACH transfer to the participant, the participant must acknowledge and agree to the loan terms at the time the loan is requested.

5.02 Loan Refinancing
A participant may not request an additional loan amount by refinancing and replacing the existing loan(s) with a new loan. The refinanced loan term cannot exceed the shortest term of all replaced loan(s) and cannot be refinanced if the term of replacement loan is less than the minimum term for a new loan as allowed under this Loan Policy. Participants may not refinance a loan that has been reported as a deemed distribution.

5.03 Plan Administrator Approval
The Plan Administrator must adopt the Plan Loan Policy before loan requests will be processed by the Plan's recordkeeper. Participant loan requests require the approval of the Plan Administrator prior to issuance by the Plan, consistent with the Plan's administration procedures.

Article VI. Distribution of loan amount

6.01
Loan distribution amounts will be depleted across the available money sources in a prorated manner pursuant to the plan's procedures or as otherwise instructed by the Plan Administrator.

Article VII. Types of loans available

7.01 General Purpose Loan
A General Purpose Loan has a term of twelve (12) - sixty {60) months. No reason or documentation is required when a participant requests a General Purpose Loan. The interest rate for this type of loan is fixed for the life of the loan. The interest rate is 0% over the Prime Rate published in the Wall Street Journal on the first business day of the month the loan is originated.

7.02 Principal Residence Loan
A Principal Residence Loan has a term of sixty-one (61) - two hundred and forty (240) months. This type of loan must be utilized for the purchase of a primary residence. The interest rate is 0% over the Prime Rate published in the Wall Street Journal on the first business day of the month the loan is originated.

Article VIII. Deduction of Interest on Plan Loans

8.01
Interest paid on Plan loans is not eligible for an income tax deduction by the participant.

Article IX. Loan Payment Requirements

9.01 Repayments in General
Active employees must make timely loan repayments as per the amortization schedule. Further, where this loan policy allows partial repayments and early loan payoff, the administrative policies of the plan allow for repayments to be made via a method other than payroll deduction. Loan repayments will be allocated to the participant's account according to the investment election in effect at the time the payment is processed. Loan repayments are generally deposited pro rata into the money sources originally used to fund the loan proceeds.

9.02 Repayment Method
The Plan Sponsor will deduct and remit loan repayments following the plan's issuance of a loan. The Plan Sponsor is responsible for providing the recordkeeper information regarding the employment status of the participant in a timely manner. The Plan Sponsor will ensure that loan repayments are deducted in full and remitted on a timely basis in accordance with the loan amortization schedule. However, the Plan Administrator may determine, on a uniform and nondiscriminatory basis, to allow such Participants to remit loan installment repayments via Payroll deduction. Any repayment amount remitted and credited to the loan that is less than the full installment payment amount required per the amortization schedule, plus accrued interest, results in a loan in arrears and subject to default. Exceptions to this Section appear in Section 10.02.

9.03 Delinquent Loans and Repayment Grace Period
Loans are in arrears and delinquent when any payment is missed, an amount remitted and credited to the loan is less than that required under the amortization schedule, plus accrued interest, or as otherwise treated as delinquent pursuant to this loan policy. Subject to any restrictions on repayments after termination of employment described in Section 9.06 and the conditions under which a loan will be automatically offset under Section 9.07 of this policy, the Plan's grace period allows for the late loan repayment(s) to be cured by the applicable deadline. The late loan repayments, plus any accrued interest, must be made by the end of the grace period. The Plan's loan grace period shall be the end of the calendar quarter following the calendar quarter in which payment is first delinquent. If the late loan payment plus accrued interest is not repaid to the Plan by the end of the Plan's grace period, the entire outstanding loan balance, consisting of the missed payments, remaining principal and accrued but unpaid interest, will be treated as a deemed distribution from the Plan.

9.04 Deemed Distribution in General
A loan delinquency that is not cured by the end of the plan's grace period results in a loan default and treatment of the loan under this policy as a deemed distribution. A deemed distribution of a defaulted loan is not an actual plan distribution, but is treated as a distribution for tax purposes. IRS regulations require the defaulted loan to be reported to the IRS as a deemed distribution and as taxable income to the participant on IRS Form 1099-R in the year in which the loan defaulted.

Since a deemed distribution is not treated as an actual distribution, the loan obligation against the participant's account remains and the participant's obligation to repay the loan shall continue. In addition, interest on the loan shall continue to accrue until such time as the loan is either offset or fully paid.

Participants with a previously defaulted loan are generally not allowed to take a new loan under this policy until such loan is fully paid. However, the Plan Administrator may determine, on a uniform and nondiscriminatory basis, to allow such Participants to take a new loan(s) and will direct the recordkeeper accordingly. Participants may not refinance a loan that has been reported as a deemed distribution. Any loan payments made after the loan is treated as a deemed distribution will be recorded on an after-tax cost basis within the Participant's account.

9.05 Repayment upon Distributable Event other than Termination of Employment

If a Participant has not terminated service, but is otherwise eligible for a distributable event (e.g., age 59 ½ partial withdrawal), the repayment obligation continues under the terms of the amortization schedule and any outstanding loan amount will reduce the amount available for partial distribution(s) and any new loan, as applicable.

If the loan is not timely repaid in accordance with Sections 9.01 and 9.02, the Plan Administrator may direct the recordkeeper to offset the unpaid loan obligation against the participant's vested balance. In addition, the participant may elect to offset the loan balance when a distributable event occurs under the plan.

9.06 Repayment of Outstanding Loan upon Termination of Employment

Repayment via installment of an outstanding loan upon termination of service is not allowed under this policy. Participants who leave service prior to the end of the loan term will be required to pay off the loan at termination of employment. The loan shall be due and payable upon termination of employment and will be offset in accordance with Section 9.07.

9.07 Loan Offset Following Termination of Employment

The participant's outstanding loan balance will be offset upon the Participant receiving any form of distribution after termination of employment. Notwithstanding the above, prior to receiving a distribution, the participant may elect to offset the loan balance against the vested account balance. In such event unless the delinquent loan has not already been reported as a deemed distribution on IRS Form 1099-R, the entire amount of the outstanding loan balance (plus accrued interest) will be reported as a loan offset distribution on IRS Form 1099-R in the year the offset occurs.

9.08 Death

The Plan Administrator may direct the recordkeeper to offset the loan of a deceased participant. If the recordkeeper is not notified a participant is deceased, outstanding loans of a deceased participant remain subject to the provisions of this policy that address the reporting of a delinquent loan as a deemed distribution and the reporting of a deemed distribution as taxable income to the participant on IRS Form 1099-R. At the time a claim for benefits deemed to be in good order is made by the beneficiary, the outstanding loan principal and accrued interest shall be treated as an offset distribution from the plan. Unless the delinquent loan has not already been reported as a deemed distribution on IRS Form 1099-R, the entire amount of the outstanding loan balance (plus accrued interest) will be reported as a loan offset distribution and as taxable income to the participant on IRS Form 1099-R in the year the offset occurs. A deceased participant's loan may not be transferred or assumed by the participant's beneficiary(ies).

9.09 Leaves of Absence

Suspension of loan repayments administered by the Plan Sponsor via payroll deduction is permitted during a participant's leave of absence approved by the Plan Sponsor for a period not exceeding one (1) year either without pay from the employer or at a rate of pay that is less than the amount of the installment payments required under the terms of the loan. The Plan Administrator must provide information to the plan's recordkeeper concerning the start and stop dates of an approved leave of absence and to the extent the participant does not elect to continue making repayments, the Plan Administrator directs the recordkeeper to reamoratize the loan effective when the participant returns from the approved leave of absence. Notwithstanding the plan loan leave of absence policies described above, the participant must repay the loan in full by the original maturity date of the loan. Interest on the loan continues to accrue during the leave of absence.

If the participant takes a military leave of absence and the interest rate on the loan is greater than 6% during the leave period, the Plan Administrator may direct the recordkeeper to reduce the interest rate on the loan to 6%. Upon the participant's return from military leave, the Plan Administrator may direct the recordkeeper to extend the term of the loan by the term of the military leave, not to exceed five (5) years. The loan will be reamortized to reflect the new payment schedule, as applicable. Interest on the loan continues to accrue during the leave of absence.

Article X. Loan Payoffs

10.01 Loan Payoffs in Full

A loan can be repaid at any time. The participant may obtain a loan payoff quote via the participant website or a participant services representative. Where a loan is paid in full, but a trailing payment is received, the recordkeeper will return the excess back to the participant.

Repayment in full of the outstanding loan principal and accrued interest may be made at any time. If payment is made by any means other than certified funds, then subsequent loans and distributions will be held for ten (10) calendar days following the receipt of the payment.

10.02 Exceptions to Standard Loan Repayment Policies

A participant may make loan repayments via payroll deduction or by other means in order to catch-up on a past due amount or to reduce the principal amount of the loan. Additional loan repayments in advance of the applicable due date reflected on the amortization schedule are credited to the loan in accordance with the administrative policies of the Plan. Any loan repayments will first be applied to the accrued interest and remaining principal amount of any payment in arrears.

Article XI. Adoption of the Loan Policy by the Plan

Administrator Section 11.01

The Plan Administrator is responsible for adopting, amending, interpreting and administering the provisions of the Plan's Loan Policy. The Plan Administrator has developed this Loan Policy consistent with the requirements of the Plan's recordkeeper and will consult with the recordkeeper prior to making any changes.

Board Adopted Policy on _____

_____ _____

Harvey DeLaTorre, General Manager Date

Item No. 11

ACTION ITEM
April 15, 2026

TO: **Board of Directors**

FROM: **Larry Dick, President**

SUBJECT: **APPOINTMENT OF A SPECIAL (AD HOC) COMMITTEE TO REVIEW THE ADMINISTRATIVE CODE**

PRESIDENT'S RECOMMENDATION

President Dick recommends the Board of Directors ratify the appointment of Directors Nederhood, Thomas, and Yoo Schneider to a Special (Ad Hoc) Committee, with Director Thomas serving as Chair, to complete a review of the Administrative Code and make recommendations to the Board.

REPORT

Purpose

This item requests the Municipal Water District of Orange County (MWDOC or District) Board of Directors (Board or Director) to appoint Directors Nederhood, Thomas, and Yoo Schneider to a Special (Ad Hoc) Committee with the task of completing a review of the District Administrative Code and returning with recommendations for the Board.

Discussion

In accordance with Administrative Code Section 1212, Special (Ad Hoc) Committees may be established by an action of the Board for the purpose of considering, studying, reviewing and making recommendations to the Board on specific matters and shall be terminated when its task is completed. A Special Committee may, at the direction of the Board, meet with certain individuals or entities and report its findings to the Board for its consideration. Special Committees shall be composed of no more than three members of the Board. Members shall be appointed to Special Committees by the President and ratified by Board action.

Budgeted: ☐ Yes ☐ No ☒ N/A		Budgeted amount:
Core: ☐	Choice: ☐	Movement between funds: ☐ Yes ☐ No
Action item amount:		

Following Board ratification of the Ad Hoc Committee, and completion of the initial legal review, staff will begin scheduling committee meetings to coincide with an internal operational review of the 12 Chapters of the Administrative Code. The Ad Hoc Committee will:

- Identify opportunities for policy clarification or refinement;
- Ensure decisions align with core values, integrity, and ethical standards; and
- Ensure governance provisions continue to meet Board preferences.

Once formed, the Ad Hoc Committee may determine the frequency and nature of its reports back to the Board prior to formulating its final recommendations.

Next Steps

President Dick recommends the Board of Directors select Option #1 to ratify the appointment of Directors Nederhood, Thomas, and Yoo Schneider to a Special (Ad Hoc) Committee, with Director Thomas serving as Chair, to complete a review of the Administrative Code and make recommendations to the Board.

ALIGNMENT WITH BOARD STRATEGIC PRIORITIES

☒ *Clarifying MWDOC's mission and role; defining functions and actions.*
☐ *Balance support for Metropolitan's regional mission and OC values and interests.*
☐ *Strengthen communication and coordination of messaging.*
☐ *Work with member agencies to develop water supply and demand objectives.*
☐ *Solicit input and feedback from member agencies.*
☐ *Invest in workforce development and succession planning.*

BOARD OPTIONS

Option #1: Ratify the appointment of Directors Nederhood, Thomas, and Yoo Schneider to a Special (Ad Hoc) Committee, with Director Thomas serving as Chair, to complete a review of the Administrative Code and make recommendations to the Board.

Fiscal Impact: None.

Option #2: Take no action.

Fiscal Impact: None.

Attachments/Links:
N/A

GENERAL MANAGER REPORT OF STAFF ACTIVITIES

April 2026

MWDOC Member Agency Managers' Meeting

On March 19, MWDOC held a joint meeting of the MWDOC Member Agency Managers and the OC Metropolitan Managers at the MWDOC offices.

In attendance: Mike McGee – Buena Park, David Youngblood – East Orange County Water District, Mark Sprague – Fountain Valley, Cody Nicolae – Garden Grove, John Poehler – Huntington Beach, Paul Weghorst – Irvine Ranch Water District, Jake Chavira – La Palma, Paul Shoenberger – Mesa Water District, Johnathan Cruz and Matt Collings – Moulton Niguel Water District, Mark Vukojevic – Newport Beach, Sonny Tran – Orange, John Kennedy and Chris Olsen – Orange County Water District, Dustin Burnside – San Clemente, Cesar Barrera – Santa Ana, Jerry Vilander – Serrano Water District, Larry McKenney – Trabuco Canyon Water District, Rick Olson and Noelani Leal – Westminster, and Mark Toy – Yorba Linda Water District

Staff in attendance: Harvey De La Torre, Damon Micalizzi, Sarina Sriboonlue, Rachel Davis, Rachel Waite-Harvey, Jared Dawson, Angela Crespi

General Meeting Information/Discussion Items:

- MWDOC Update
  - Draft Board Agendas
  - MWDOC 2nd Draft Budget for Fiscal Years 2026-27 and 2027-28
- Metropolitan Update
  a. Metropolitan's FY 2026-27 and 2027-28 Biennium Budget – Workshop #3 Update
  b. Notification of Retail Water Data Collection for updating MWD Demand Forecast Models
- Water Resources Update
  a. Water Loss Control Participation Agreement; FY 2026-27 Shared Services and Technical Assistance Exhibits

Announcements

- Engineering Reminder: April 8-10 Shutdown of Irvine Cross Feeder Affecting OC-44A, OC-44B, and CM-11
- Water Use Efficiency Reminder: January 1, 2027, is the deadline to include Non-Functional Turf (NFT) Language in Agency Ordinances.
- Water Use Efficiency Reminder: Time to Budget for Needed Framework and/or NFT Shared Services

The next MWDOC Managers' Meeting is on April 16, 2026, via Zoom.

ENGINEERING AND PLANNING

MWDOC GIS IMPLEMENTATION

A Request for Proposal (RFP) inviting qualified and experienced consulting firms to submit proposals to assist with the Year 1 implementation of a Municipal Water District of Orange County (MWDOC) GIS system was released on November 21, 2025, and proposals were due on January 20, 2026. Staff have been reviewing the proposals and interviewing consultants. Staff will provide the Board with recommendations on the consultant contract award in May 2026.

UPCOMING METROPOLITAN SHUTDOWNS

Metropolitan Water District of Southern California (Metropolitan) has scheduled two shutdowns in the Spring 2026 timeframe with impacts to Orange County. The schedules remain unchanged from last month, including:

- Diemer Water Treatment Plant Shutdown (March 2-8) – Installation of backup chlorine feed lines, diffusers, and additional sampling lines to provide additional redundancy. The shutdown was successful and completed ahead of schedule.
- Irvine Cross Feeder Shutdown (April 8-10) – Pre-stressed Concrete Cylinder Pipe (PCCP) inspection.

EMERGENCY PREPAREDNESS

INCIDENTS/EVENTS

(EVENTS LISTED ONLY INCLUDE WEROC INVOLVEMENT. EVENTS AND INCIDENTS HAPPEN EVERY DAY, BUT MAY NOT REQUIRE REPORTING, OR COORDINATION WITH WEROC)

Suspicious Activity (2 Agencies)

WEROC MEMBER AGENCY PLANNING, COORDINATION, AND PROGRAM EFFORTS

America's Water Infrastructure Act (AWIA) Compliance

In March, Herndon Solutions Group (HSG) conducted Emergency Response Plan (ERP) revision workshops, including Risk and Resilience Assessments (RRAs) with Tier 3 agencies. The WEROC team participated in all meetings to provide direct technical support and coordination assistance to member agencies. In March, 11 meetings were held with member agencies for this project.

The WEROC Team continues to provide comprehensive project coordination support to the WEROC Director, including participation in local Municipal Water District of Orange County (MWDOC) AWIA monthly progress meetings with HSG and attendance at multiple agency-specific coordination meetings. Miriam is currently undergoing training to assume responsibility for these duties upon Janine's retirement at the end of March.

WEROC Legislation Watch

Vicki continues to monitor state legislation and policy proposals emerging from the January 2025 Los Angeles County wildfires that impact water and wastewater emergency operations, infrastructure resilience, and mutual aid. Vicki participated in multiple calls with the American Water Works Association (AWWA), the California Municipal Utilities Association (CMUA), and the Association of California Water Agencies (ACWA).

Vicki is actively working with partner associations to provide input, recommended language, and operational considerations on proposed legislation. This coordination is focused on ensuring alignment with real-world operations, mutual aid frameworks, and established emergency management principles.

WEROC Readiness Mobile Command Vehicle/Peters Canyon Location

The Mobile Command Vehicle is regularly tested to ensure its continued readiness phase.

WEROC Presentations, Training, and Exercises

Training and Exercises for Member and Partner Agencies in March:

ICS 100/700 - SOCWA - March 11 (Vicki) (Canceled due to Federal Shutdown)
ICS 200/800 – Moulton Niguel Water District (MNWD) - March 12 (Vicki) (Canceled due to Federal Shutdown)

Vicki is developing the custom Management Training for the Orange County Water District (OCWD), which will include classroom training and a tabletop exercise, to be offered on April 2.

WEROC Regional Fuel Planning Project

In the first week of April, Thevin submitted the Regional Fuel Plan Request for Proposal (RFP) to legal for review, advancing the document to the next step in the RFP process.

In parallel, staff engaged with member agencies through meetings and email correspondence to support fuel planning efforts and identify potential gaps. This coordination with Member Agencies is critical to ensuring the Regional Fuel Plan is operationally effective when needed. These discussions focused on fuel types, operational uses, and whether agencies have established Fuel Points of Distribution (FPODs) to support continuity of operations during emergencies, as identified by operations staff of WEROC member agencies.

Operational Area, State and Federal Meetings

(Specific details can be provided as requested by the board.)

March 05: Orange County Emergency Management Meeting
March 10: California Department of Water Resources (DWR) Tank Project Coordination Meeting
March 10: CMUA Water Supplier Wildfire Strike Team Meeting
March 24: South Orange County Wastewater Authority (SOCWA) Coastal Treatment Plant Technology Day Presentation and Tour

Other Events, Information, and WEROC Activities

Federal Shutdown Impacts on WEROC Agencies (Training & Grant Impacts)

The Federal Emergency Management Agency's (FEMA) online Independent Study (ICS) training platform remains temporarily offline. This has directly impacted WEROC member agencies by canceling two additional scheduled classes this month, affecting approximately 65 personnel who were unable to complete required coursework following WEROC-led training. The duration of the outage remains unknown.
Potential additional impacts to member agencies may include delays in FEMA Public Assistance reimbursements, slowed processing of Project Worksheets, and pauses in Hazard Mitigation and preparedness grant awards or modifications.

WEROC continues monitoring the situation and will provide updates as federal operations resume.

In the midst of the federal funding lapse and the resulting temporary shutdown of FEMA's training systems, WEROC is discussing internally how to proceed after May, if the site remains offline for an extended period of up to six months. Member Agencies will be briefed on the options, and Vicki is reaching out to the State Training Officer for additional information.

DWR Tank Project Coordination Meeting
Following last month's Member Agency Coordination Meeting, Vicki coordinated with the DWR to provide a briefing on the State's Water Tank Program. This drought resilience initiative distributes 2,500-gallon potable water storage tanks to eligible agencies. Participation requires a minimum request of five tanks per order. The program is scheduled to conclude in June 2026, with all tank deliveries required by May 1, 2026. Post-delivery requirements are minimal, consisting only of documenting tank locations; registration with the California Department of Public Health is not required, and agencies are responsible for maintaining internal records.

During the discussion, participants raised questions about expanding the resource to support critical facilities, including hospitals, law enforcement, and other essential service providers. WEROC will follow up with relevant partner agencies to share program information and assess potential applicability. Agencies interested in participating must ensure delivery can be completed by the May 1 deadline.

Vicki also coordinated with the Orange County Health Care Agency to evaluate whether this program could support hospital compliance with backup water supply requirements. Feedback from the California Department of Public Health indicated limited benefit for hospital settings, as typical facility demand significantly exceeds the 2,500-gallon capacity—often requiring a minimum of approximately 40,000 gallons. Additionally, the expedited delivery timeline further limits the feasibility for healthcare applications.

Regional Water Distribution Plan - Vendor Outreach for Packaged and Bulk Potable Water
The WEROC Team has initiated targeted outreach to water distribution providers to enhance emergency potable water supply capabilities across Orange County. This ongoing effort is focused on identifying vendors that provide bottled and canned water, three- and five-gallon jug services, and bulk water hauling/tanker delivery, while gaining a general understanding of scalability, incident prioritization, and potential alignment with emergency procurement and mutual aid frameworks.

This work remains in progress, and no decisions or agreements have been finalized at this time. Information gathered will help inform future considerations for a “menu of options” for emergency water distribution, including potential approaches for contracts, activation, and coordination. A more detailed update will be provided to the Board in the coming months.

SOCWA Coastal Treatment Plant Technology Day Presentation and Tour
The WEROC team participated in the Technology Day at the SOCWA Coastal Treatment Plan. The event offered an opportunity to learn about plant facility operations, lessons learned from past events, the risks and vulnerabilities posed by hazards such as wildland fires and debris flows, and to network with representatives not only from SOCWA but also from water agencies and private-sector companies in Los Angeles and San Diego Counties.

WEROC Emergency Operations Center (EOC) Readiness Equipment Inventory
On March 3, 2026, Miriam and Thevin conducted a preliminary inventory of MWDOC’s EOC equipment in Conference Room 101. As one of the locations earmarked for use as a WEROC EOC, this effort is important for establishing a clear understanding of available resources and identifying opportunities to enhance readiness. Ongoing evaluations will focus on optimizing the layout, technology, and resource needs to ensure staff are fully supported during an EOC activation.

California Water/Water Agency Response Network (CalWARN) Update
The new CalWARN website has launched with an updated look and improved functionality. Initial 30-minute virtual training sessions are being conducted with the regional chairs to support familiarization and use of the new platform.

The system was recently utilized to support a mutual aid request, providing an opportunity to assess real-world functionality. During this initial use, several minor bugs and operational impacts were identified. These findings are informing ongoing refinements and will support continued improvements as implementation progresses.

WEROC Personnel – Vicki Osborn and Janine Schunk
From April 6 through May 4, Vicki will be on a scheduled leave of absence. To ensure continuity of operations and ongoing support to member agencies and MWDOC, both the WEROC Specialist and WEROC Coordinator will assume temporary Duty Officer responsibilities during this time. They will serve as the primary points of contact for emergency management coordination and support functions. All staff and partner agencies will be advised to direct relevant communications and requests through the designated Duty Officers for the duration of this period.
Janine Schunk’s retirement celebration was held on March 25, providing Member Agencies and the MWDOC team an opportunity to celebrate her contributions and wish her well in her new endeavors.

MET ITEMS CRITICAL TO ORANGE COUNTY

METROPOLITAN FINANCES

Water Transactions for March 2026 (for water delivered in January 2026) totaled 79.7 thousand acre-feet (TAF), which was 11.0 TAF lower than the budget of 90.7 TAF. This translates to $100.2 million in receipts for March 2026, $5.5 million below the $105.8 million budget.

Year-to-date water transactions through March 2026 (for water delivered in May 2025 through January 2026) totaled 1.0 million acre-feet (MAF), which was 62.9 TAF below the budget of 1.07 MAF.

Year-to-date water receipts through March 2026 were $1.17 billion, $40.6 million below the $1.21 billion budget.

FY25-26 Cash Water Transactions and Revenues Budget vs Actual (Preliminary, subject to change)

Month		Acre-Feet (AF)[1]		Variance		Revenue ($)[2]		Variance	
Delivered/Billed In	Collected in	Budget	Actual	AF	%	Budget	Actual	$	%
May	July	110,834	104,802	(6,032)	-5%	122,873,672	134,899,988	12,026,316	10%
June	August	117,893	105,957	(11,936)	-10%	150,194,358	117,905,817	(32,288,541)	-21%
July	September	130,799	117,324	(13,475)	-10%	149,512,493	134,297,129	(15,215,364)	-10%
August	October	133,060	121,437	(11,623)	-9%	152,486,828	153,574,498	1,087,670	1%
September	November	125,227	131,836	6,609	5%	141,365,920	150,893,965	9,528,045	7%
October	December	126,161	123,200	(2,961)	-2%	139,251,899	132,150,366	(7,101,533)	-5%
November	January	128,056	103,951	(24,105)	-19%	136,399,566	109,283,424	(27,116,142)	-20%
December	February[3]	107,621	119,244	11,623	11%	112,940,009	136,943,652	24,003,643	21%
January	March[3]	90,739	79,717	(11,022)	-12%	105,775,733	100,240,583	(5,535,150)	-5%
YTD Total		**1,070,390**	**1,007,468**	**(62,922)**	-6%	**1,210,800,480**	**1,170,189,422**	**(40,611,058)**	-3%
February	April	78,856	-	-	0%	91,212,001	-	-	0%
March	May	84,484	-	-	0%	98,206,004	-	-	0%
April	June	110,200	-	-	0%	129,990,583	-	-	0%
FY Total		**1,343,930**	**1,007,468**	**N/A**	**N/A**	**1,530,209,068**	**1,170,189,422**	**N/A**	**N/A**

[1] AF reflected does not include non-member agency transactions.
[2] Includes Water Sales, Exchanges, and Wheeling for member agency and non-member agency.
[3] Information is presented on an accrual basis; corresponding cash data is not yet available.

Budget Process

Metropolitan is currently developing its biennial budget for Fiscal Years (FY) 2026-27 and 2027-28. The biennial budget process establishes Metropolitan's financial framework for the two-year period. This includes the Capital Investment Plan and revenue requirements for FYs 2026-27 and 2027-28; proposed water rates and charges for Calendar Years (CY) 2027 and 2028 to meet revenue requirements for FYs 2026-27 and 2027-28; a ten-year financial forecast; and a Cost of Service Report.

In March, Metropolitan staff held two budget workshops for the Metropolitan Board, ahead of the budget's proposed adoption on April 14.

Municipal Water District of Orange County (MWDOC) staff also invited Metropolitan staff to present their proposed budget at the March 4, 2026, Joint Workshop Board meeting.

METROPOLITAN'S SUPPLY CONDITION UPDATE

The 2025-26 Water Year (WY) officially started on October 1, 2025. Thus far, Northern California accumulated precipitation (8-Station Index) reported ***41.3 inches or 103% of normal as of March 23.*** The Northern Sierra Snow Water Equivalent was ***2.9 inches on March 23***, which is ***10% of normal*** for that day. The Department of Water Resources (DWR) has increased the initial State Water Project (SWP) ***"Table A" allocation for WY 2025-26 to 30%.***

The Upper Colorado River Basin has accumulated precipitation of ***13.44 inches, or 117% of normal, as of March 23***. Snowpack is measured across four states in the Upper Colorado River Basin, encompassing the Colorado River system. The Upper Colorado River Basin Snow Water Equivalent was ***6.57 inches as of March 23***, which is ***45% of normal*** for that day. Due to below-average inflows into Lake Powell over the past several years, the U.S. Bureau of Reclamation **declared a shortage at Lake Mead that has been ongoing since January 1, 2022 (below the 1,075-foot storage level)**. As of February 2026, **there is a 100% chance of shortage continuing in Calendar Year (CY) 2026, a 93% chance in CY 2027, and a 97% chance in CY 2028. Additionally, there is a 13% chance of a California shortage (below a 1,045-foot storage level) in 2028.**

As of March 22, Lake Oroville storage is at ***89% of total capacity and 125% of normal.*** Additionally, as of March 22, San Luis Reservoir is at ***89% of its total capacity and is 104% of normal.***

With CY 2026 estimated total demands and losses of 1.486 million acre-feet (MAF) and with a 30% State Water Project (SWP) Table A Allocation, Metropolitan is projecting that demands will equal supply levels in CY 2026. Based on this, the estimated total dry-year storage for Metropolitan at the end of ***CY 2026 will be approximately 3.8 MAF.*** A projected dry-year storage supply of ***3.8 MAF would be approximately 2.8 MAF above the typical level where Metropolitan enters Water Supply Allocations.*** A significant factor in maintaining high water storage levels is lower-than-expected water demands***.*** We are seeing regional water demands reaching a 40-year low. **However, *with a majority of Metropolitan's water supplies stored in Lake Mead, which still projects a five-year shortage, there remains considerable uncertainty about future supply balances. The Colorado River Basin States failed to meet the February 14, 2026, deadline to negotiate new, post-2026 operations at Glen Canyon Dam, located at Lake Powell, and Hoover Dam, located at Lake Mead.***

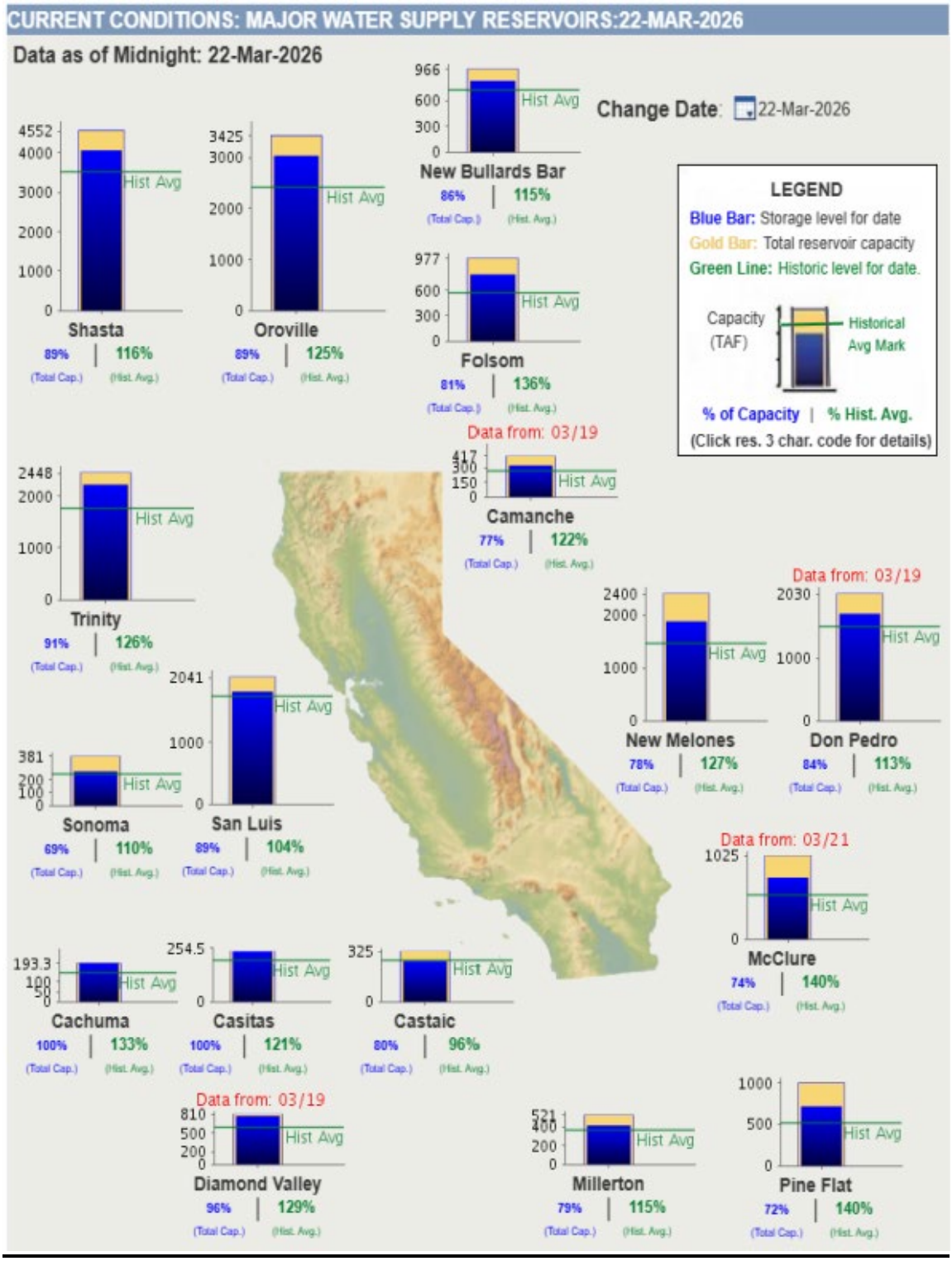
CURRENT CONDITIONS: MAJOR WATER SUPPLY RESERVOIRS:22-MAR-2026
Data as of Midnight: 22-Mar-2026
Change Date: 22-Mar-2026
LEGEND
Blue Bar: Storage level for date
Gold Bar: Total reservoir capacity
Green Line: Historic level for date.
Capacity (TAF)
Historical Avg Mark
% of Capacity | % Hist. Avg.
(Click res. 3 char. code for details)
Shasta 89% | 116%
Oroville 89% | 125%
New Bullards Bar 86% | 115%
Folsom 81% | 136%
Data from: 03/19
Camanche 77% | 122%
Trinity 91% | 126%
Data from: 03/19
New Melones 78% | 127%
Don Pedro 84% | 113%
Sonoma 69% | 110%
San Luis 89% | 104%
Data from: 03/21
McClure 74% | 140%
Cachuma 100% | 133%
Casitas 100% | 121%
Castaic 80% | 96%
Data from: 03/19
Diamond Valley 96% | 129%
Millerton 79% | 115%
Pine Flat 72% | 140%
Hist Avg

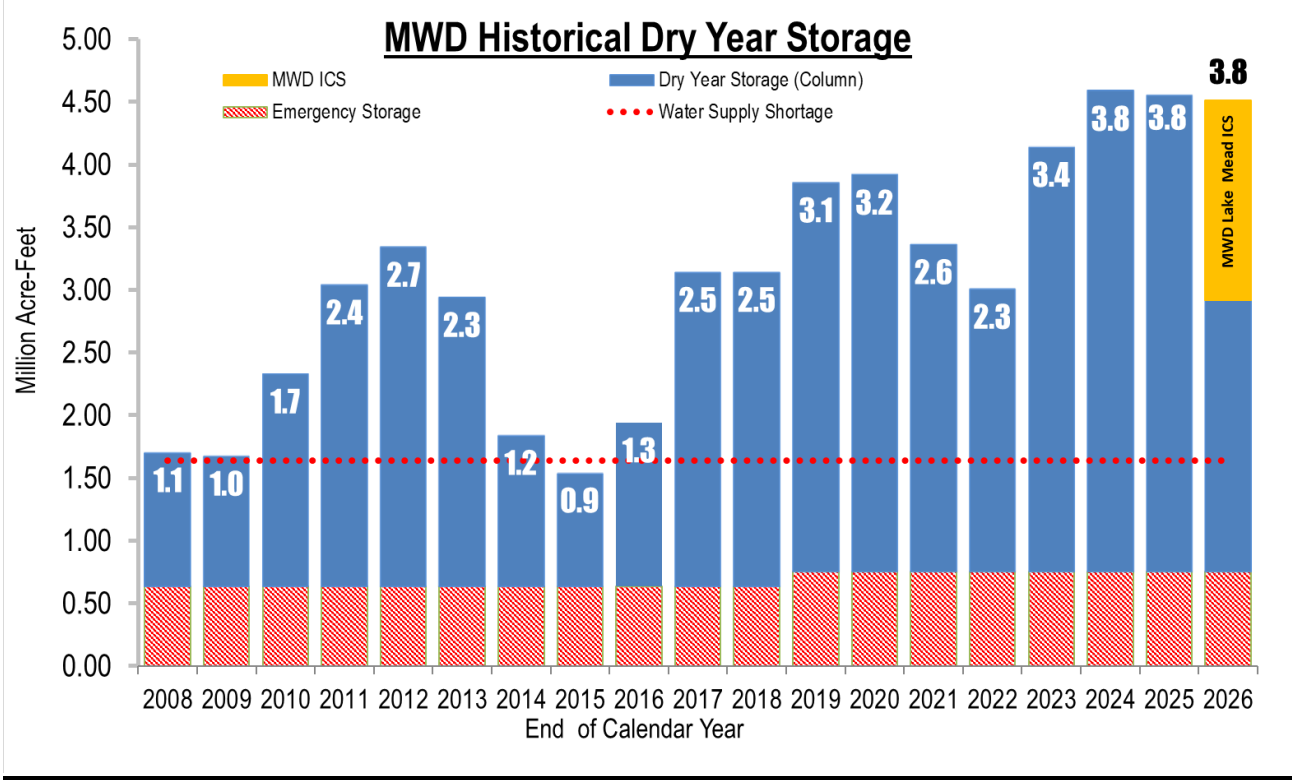
MWD Historical Dry Year Storage
MWD ICS
Dry Year Storage (Column)
Emergency Storage
Water Supply Shortage
Million Acre-Feet
5.00
4.50
4.00
3.50
3.00
2.50
2.00
1.50
1.00
0.50
0.00
1.1
1.0
1.7
2.4
2.7
2.3
1.2
0.9
1.3
2.5
2.5
3.1
3.2
2.6
2.3
3.4
3.8
3.8
3.8
MWD Lake Mead ICS
2008 2009 2010 2011 2012 2013 2014 2015 2016 2017 2018 2019 2020 2021 2022 2023 2024 2025 2026
End of Calendar Year

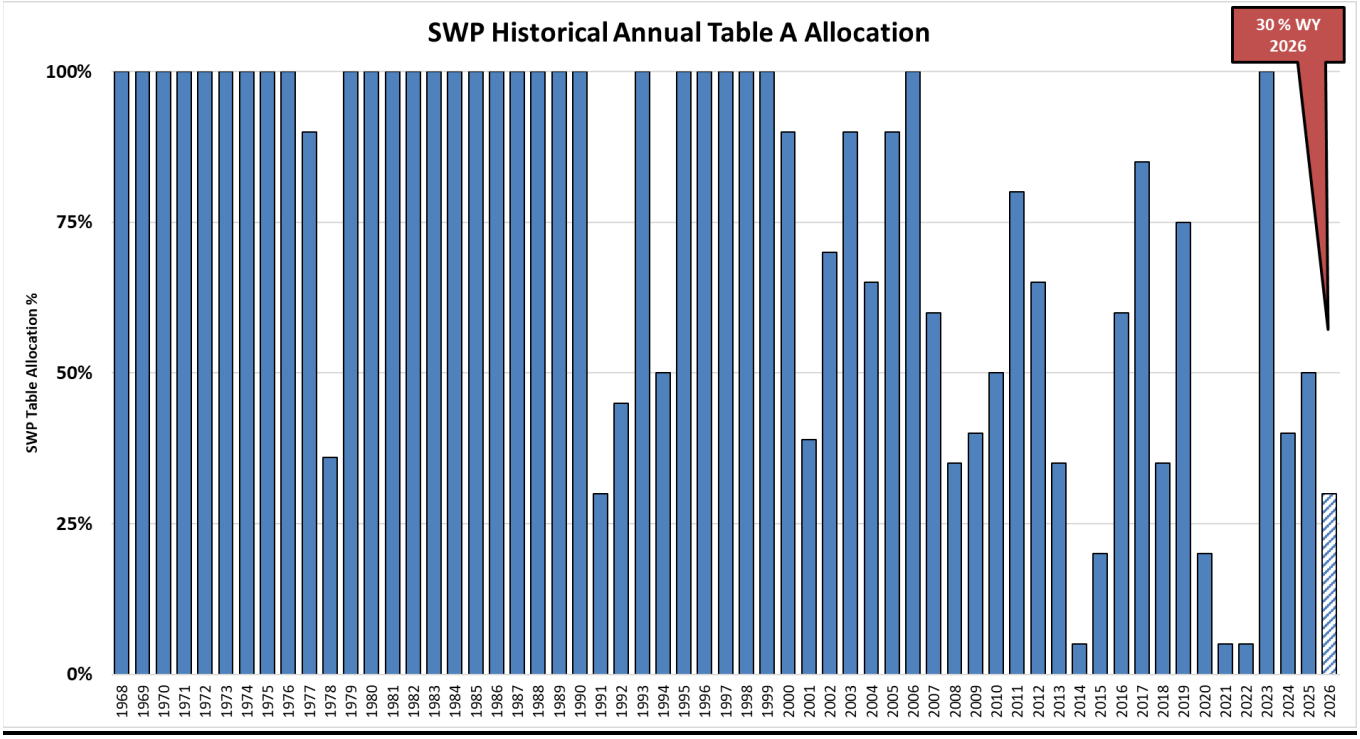
SWP Historical Annual Table A Allocation
30 % WY 2026
SWP Table Allocation %
100%
75%
50%
25%
0%
1968 1969 1970 1971 1972 1973 1974 1975 1976 1977 1978 1979 1980 1981 1982 1983 1984 1985 1986 1987 1988 1989 1990 1991 1992 1993 1994 1995 1996 1997 1998 1999 2000 2001 2002 2003 2004 2005 2006 2007 2008 2009 2010 2011 2012 2013 2014 2015 2016 2017 2018 2019 2020 2021 2022 2023 2024 2025 2026

Attachment 1 – 2026 WSDM Storage Detail

WSDM Storage	1/1/2026 Estimated Storage Levels [1]	CY 2026 Put Capacity [2]	CY 2026 Take Capacity [2]	2026 Total Storage Capacity
Colorado River Aqueduct Delivery System	**1,568,000**	**54,000**	**185,000**	**1,622,000**
Lake Mead ICS	1,568,000 [3]	54,000	185,000 [4]	1,622,000 [3]
State Water Project System	**1,265,000**	**356,000**	**769,000**	**2,431,000**
MWD & DWCV SWP Carryover	473,000	149,000	473,000	622,000 [5]
MWD Articles 14(b) & 12(e)	0	0	0	0
Castaic & Perris DWR Flex Storage	219,000	0	219,000	219,000
Arvin-Edison Storage Program	100,000	0 [6]	0	350,000
Semitropic Storage Program	237,000	92,000	45,000	350,000
Kern Delta Storage Program	142,000	45,000	32,000	250,000
Mojave Storage Program	19,000	0	0	330,000
AVEK Storage Program	30,000	0	0	30,000
AVEK High Desert Water Bank Program	45,000	70,000	0	280,000
In-Region Supplies & WSDM Actions	**1,042,000**	**71,000**	**633,000**	**1,151,000**
Diamond Valley Lake	760,000	50,000	503,000	810,000
Lake Mathews & Lake Skinner	204,000	22,000	92,000	226,000
Conjunctive Use Programs	77,000	0	38,000	115,000
Other Programs	**684,000**	**37,000**	**93,000**	**1,181,000**
Other Emergency Storage	381,000	0	0	381,000
DWCV Advanced Delivery Account	303,000	37,000	93,000	800,000
Total	**4,558,000**	**519,000**	**1,680,000**	**6,385,000**
Emergency	750,000	0	0	750,000
Total WSDM Storage (AF) [7]	**3,808,000**	**519,000**	**1,680,000**	**5,635,000**

[1] Preliminary start of year balances, subject to DWR adjustments and USBR final accounting in May 2026.
[2] Put and Take capacity assumed under a 30 percent SWP Table A Allocation. Storage program losses included where applicable.
[3] This amount is net of the water Metropolitan stored for IID in Lake Mead in an ICS sub-account.
[4] Take capacity is based on planned maintenance activities and current CRA supply estimate.
[5] Total storage capacity varies year-to-year as the contractual annual storage limit, based on the current SWP Table A allocation of 30 percent, is combined with the remaining balance from the previous year. There is a potential risk that Metropolitan's stored water may be converted to SWP contractor water if the San Luis Reservoir approaches full capacity. Metropolitan is actively monitoring the storage in San Luis Reservoir and has plans to manage carryover supply should the reservoir fill.
[6] Puts are limited due to water quality considerations.
[7] Total WSDM Storage level subject to change based on accounting adjustments. Total may not sum due to rounding.

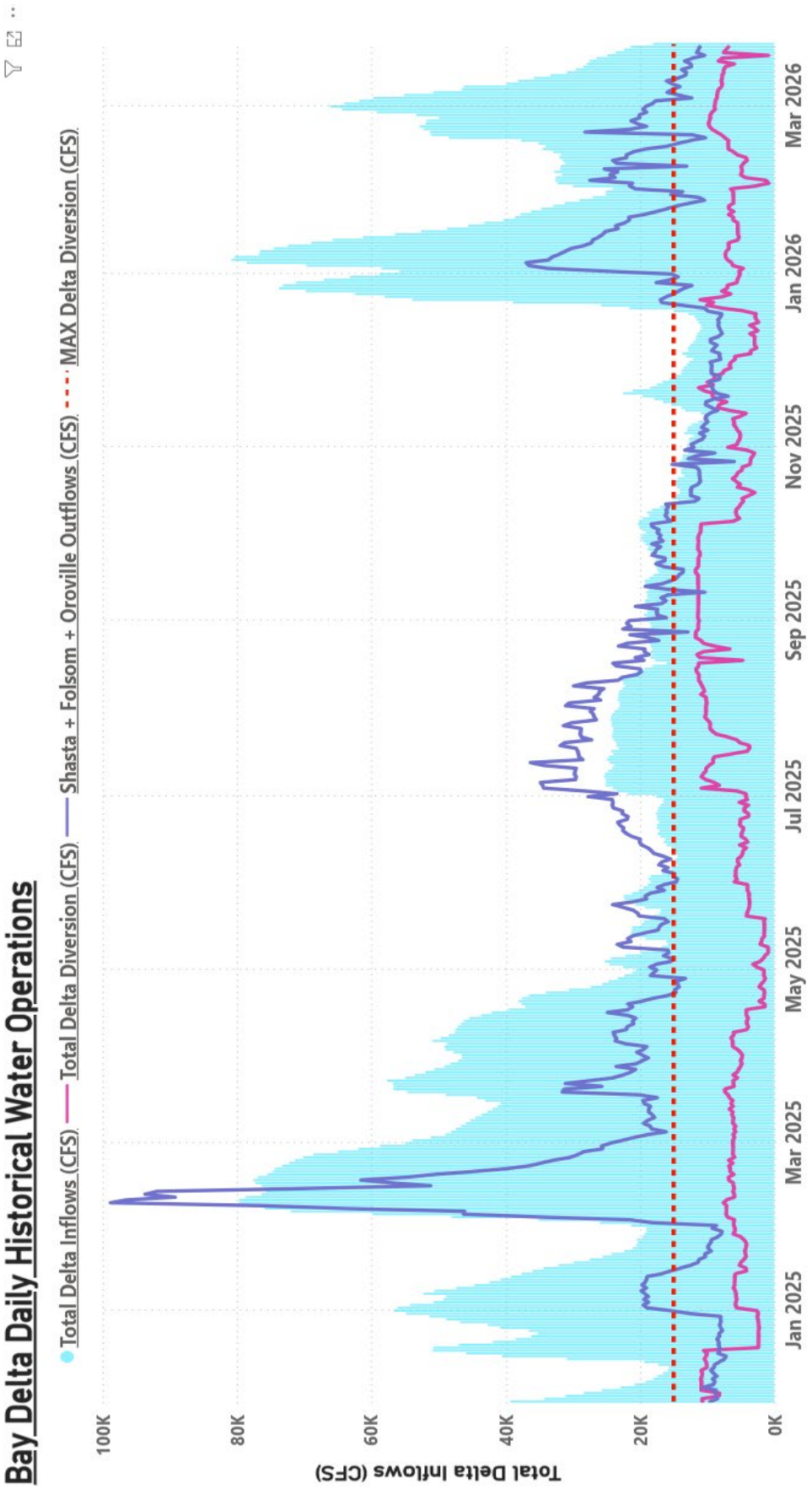
Bay Delta Daily Historical Water Operations
Total Delta Inflows (CFS)
Total Delta Diversion (CFS)
Shasta + Folsom + Oroville Outflows (CFS)
MAX Delta Diversion (CFS)
Total Delta Inflows (CFS)
100K
80K
60K
40K
20K
0K
Jan 2025
Mar 2025
May 2025
Jul 2025
Sep 2025
Nov 2025
Jan 2026
Mar 2026

METROPOLITAN'S WATER QUALITY UPDATE

Water System Operations

Metropolitan's total imported supply is estimated to be 1.47 million acre-feet (MAF) for Calendar Year (CY) 2026 at current allocation levels, before stored supply withdrawal. On January 29, 2025, the California Department of Water Resources increased the State Water Project (SWP) Table A Allocation from 10 percent to 30 percent, reflecting improved hydrologic conditions observed in late December and early January. This brings Metropolitan's SWP supply to 574 thousand acre-feet (TAF). Further changes to the SWP allocation are possible, but will depend on current and future hydrologic conditions. February and March are the final traditional wet months, and additional snowstorms will be needed to improve snowpack conditions and support water supplies heading into the summer. The Colorado River Lower Basin is at a Level 1 shortage in CY 2026, which does not impact Metropolitan's operations or water supply. Metropolitan's Colorado River supply is currently estimated at 898 TAF. Metropolitan's Colorado River supply may change based on higher-priority water use in California and future water management actions by Metropolitan.

Metropolitan's CY 2026 demands, including other obligations, are estimated to be 1.50 MAF. Holding the current estimated demand and available imported supply constant, Metropolitan's supplies are effectively balanced, with a minor supply gap of approximately 30 TAF. Metropolitan has sufficient dry-year storage to address the projected supply gap, including for the SWP Dependent Area.

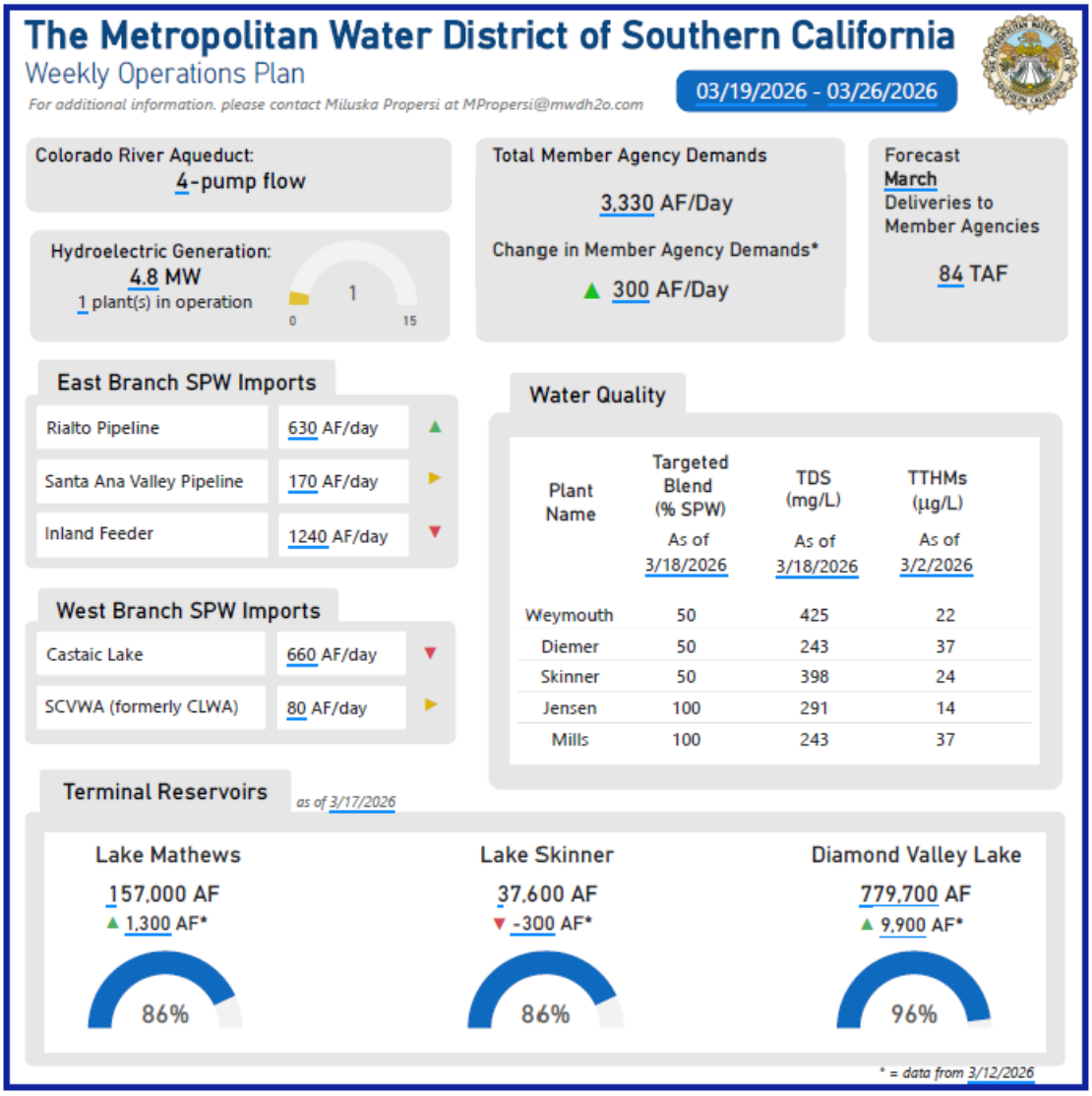

The Metropolitan Water District of Southern California

Weekly Operations Plan

For additional information. please contact Miluska Propersi at MPropersi@mwdh2o.com

03/19/2026 - 03/26/2026

Colorado River Aqueduct:
4-pump flow

Hydroelectric Generation:
4.8 MW
1 plant(s) in operation

Total Member Agency Demands
3,330 AF/Day

Change in Member Agency Demands*
▲ 300 AF/Day

Forecast
March
Deliveries to Member Agencies
84 TAF

East Branch SPW Imports

Rialto Pipeline	630 AF/day	▲
Santa Ana Valley Pipeline	170 AF/day	▶
Inland Feeder	1240 AF/day	▼

West Branch SPW Imports

Castaic Lake	660 AF/day	▼
SCVWA (formerly CLWA)	80 AF/day	▶

Water Quality

Plant Name	Targeted Blend (% SPW) As of 3/18/2026	TDS (mg/L) As of 3/18/2026	TTHMs (µg/L) As of 3/2/2026
Weymouth	50	425	22
Diemer	50	243	37
Skinner	50	398	24
Jensen	100	291	14
Mills	100	243	37

Terminal Reservoirs

as of 3/17/2026

Lake Mathews
157,000 AF
▲ 1,300 AF*
86%

Lake Skinner
37,600 AF
▼ -300 AF*
86%

Diamond Valley Lake
779,700 AF
▲ 9,900 AF*
96%

* = data from 3/12/2026

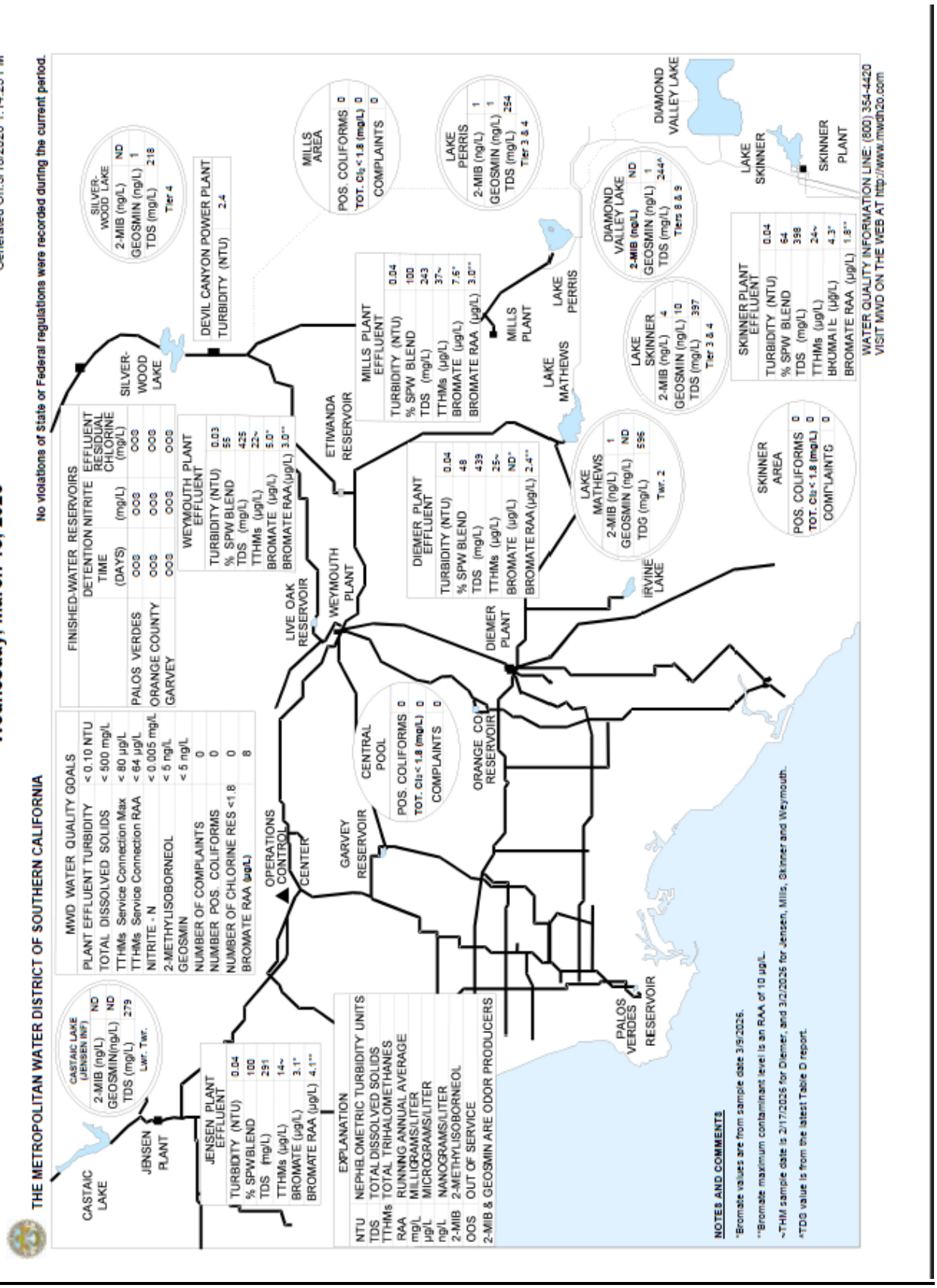
Weekly Water Quality System Status
Wednesday, March 18, 2026
Generated On:3/18/2026 1:14:25 PM
THE METROPOLITAN WATER DISTRICT OF SOUTHERN CALIFORNIA
No violations of State or Federal regulations were recorded during the current period.
MWD WATER QUALITY GOALS
PLANT EFFLUENT TURBIDITY < 0.10 NTU
TOTAL DISSOLVED SOLIDS < 500 mg/L
TTHMs Service Connection Max < 80 µg/L
TTHMs Service Connection RAA < 64 µg/L
NITRITE - N < 0.005 mg/L
2-METHYLISOBORNEOL < 5 ng/L
GEOSMIN < 5 ng/L
NUMBER OF COMPLAINTS 0
NUMBER POS. COLIFORMS 0
NUMBER OF CHLORINE RES <1.8 0
BROMATE RAA (µg/L) 8
FINISHED-WATER RESERVOIRS
DETENTION TIME (DAYS)
NITRITE (mg/L)
EFFLUENT RESIDUAL CHLORINE (mg/L)
PALOS VERDES 0.03 0.03 0.03
ORANGE COUNTY 0.03 0.03 0.03
GARVEY 0.03 0.03 0.03
CASTAIC LAKE (JENSEN INF)
2-MIB (ng/L) ND
GEOSMIN(ng/L) ND
TDS (mg/L) 279
Lwr. Twr.
JENSEN PLANT
JENSEN PLANT EFFLUENT
TURBIDITY (NTU) 0.04
% SPW BLEND 100
TDS (mg/L) 291
TTHMs (µg/L) 14~
BROMATE (µg/L) 3.1*
BROMATE RAA (µg/L) 4.1**
EXPLANATION
NTU NEPHELOMETRIC TURBIDITY UNITS
TDS TOTAL DISSOLVED SOLIDS
TTHMs TOTAL TRIHALOMETHANES
RAA RUNNING ANNUAL AVERAGE
mg/L MILLIGRAMS/LITER
µg/L MICROGRAMS/LITER
ng/L NANOGRAMS/LITER
2-MIB 2-METHYLISOBORNEOL
OOS OUT OF SERVICE
2-MIB & GEOSMIN ARE ODOR PRODUCERS
CASTAIC LAKE
OPERATIONS CONTROL CENTER
GARVEY RESERVOIR
CENTRAL POOL
POS. COLIFORMS 0
TOT. Cl2 < 1.8 (mg/L) 0
COMPLAINTS 0
ORANGE CO RESERVOIR
LIVE OAK RESERVOIR
WEYMOUTH PLANT
WEYMOUTH PLANT EFFLUENT
TURBIDITY (NTU) 0.03
% SPW BLEND 55
TDS (mg/L) 425
TTHMs (µg/L) 22~
BROMATE (µg/L) 5.0*
BROMATE RAA(µg/L) 3.0**
ETIWANDA RESERVOIR
DIEMER PLANT
DIEMER PLANT EFFLUENT
TURBIDITY (NTU) 0.04
% SPW BLEND 48
TDS (mg/L) 439
TTHMs (µg/L) 25~
BROMATE (µg/L) ND*
BROMATE RAA(µg/L) 2.4**
LAKE MATHEWS
2-MIB (ng/L) 1
GEOSMIN (ng/L) ND
TDG (mg/L) 596
Twr. 2
IRVINE LAKE
PALOS VERDES RESERVOIR
SILVER-WOOD LAKE
2-MIB (ng/L) ND
GEOSMIN (ng/L) 1
TDS (mg/L) 218
Tier 4
DEVIL CANYON POWER PLANT
TURBIDITY (NTU) 2.4
MILLS AREA
POS. COLIFORMS 0
TOT. Cl2 < 1.8 (mg/L) 0
COMPLAINTS 0
MILLS PLANT EFFLUENT
TURBIDITY (NTU) 0.04
% SPW BLEND 100
TDS (mg/L) 243
TTHMs (µg/L) 37~
BROMATE (µg/L) 7.6*
BROMATE RAA (µg/L) 3.0**
MILLS PLANT
LAKE PERRIS
LAKE PERRIS
2-MIB (ng/L) 1
GEOSMIN (ng/L) 1
TDS (mg/L) 254
Tier 3 & 4
DIAMOND VALLEY LAKE
2-MIB (ng/L) ND
GEOSMIN (ng/L) 1
TDS (mg/L) 244^
Tiers 8 & 9
LAKE SKINNER
2-MIB (ng/L) 4
GEOSMIN (ng/L) 10
TDS (mg/L) 397
Tier 3 & 4
SKINNER AREA
POS. COLIFORMS 0
TOT. Cl2 < 1.8 (mg/L) 0
COMPLAINTS 0
SKINNER PLANT EFFLUENT
TURBIDITY (NTU) 0.04
% SPW BLEND 64
TDS (mg/L) 398
TTHMs (µg/L) 24~
BROMATE (µg/L) 4.3*
BROMATE RAA (µg/L) 1.8**
LAKE SKINNER
SKINNER PLANT
DIAMOND VALLEY LAKE
WATER QUALITY INFORMATION LINE: (800) 354-4420
VISIT MWD ON THE WEB AT http://www.mwdh2o.com
NOTES AND COMMENTS
*Bromate values are from sample date 3/9/2026.
**Bromate maximum contaminant level is an RAA of 10 µg/L.
~THM sample date is 2/17/2026 for Diemer, and 3/2/2026 for Jensen, Mills, Skinner and Weymouth.
^TDG value is from the latest Table D report.

COLORADO RIVER ISSUES

Develop Post-2026 Guidelines and Negotiate Implementation Agreements: Provide Input that Shapes the U.S. Bureau of Reclamation's Selected Alternative

Basin States Meetings

Despite sustained, intensive negotiations over the past several months, the seven Basin States did not reach a consensus on the post-2026 operations of Lake Powell and Lake Mead by the federal deadline of February 14. Discussions continued up to the deadline and narrowed areas of disagreement, but ultimately did not result in a package of operational elements that all states were prepared to support. The federal team has not established any additional deadlines for the states to reach an agreement, and both states and major water contractors are now assessing next steps in light of this outcome.

In this context, Metropolitan staff will proceed with submitting comments on the Draft Environmental Impact Statement under conditions of continued uncertainty. Because there is no Basin State consensus alternative at this time, Metropolitan's comments will focus on identifying the operational elements necessary to ensure dry-year reliability, protecting existing investments, and preserving long-term system flexibility, rather than recommending a specific preferred alternative. Metropolitan staff will continue to monitor developments closely and evaluate options as the federal government considers how to proceed in the absence of a negotiated agreement.

DELTA CONVEYANCE ACTIVITIES AND STATE WATER PROJECT ISSUES

Decide on Sites Reservoir and Bay-Delta Interests

Delta Conveyance Project

On February 2, 2026, the Department of Water Resources (DWR) released a new operations fact sheet for the Delta Conveyance Project (DCP) outlining proposed operational parameters. The fact sheet emphasizes that project operations would be governed by extensive regulatory and permitting requirements to protect fisheries, salinity, and water quality, and that real-time coordination among relevant local agencies would be required. Operations would prioritize diversion of available excess flows, and DWR shows that differences in Delta outflow with and without DCP diversions would be minimal. Additionally, DWR released a fact sheet titled "Adapting to Climate Change: Catching and Moving Water from Big Storms." This document includes the theoretical additional diversions if the DCP were operational in water year 2026.

On February 9, DWR filed its written statement opposing the ten administrative appeals of its certification of consistency with the Delta Plan for the DCP.

Advance Science and Multi-Benefit Solutions that Improve the Sustainability of the Delta and Inform Regulation

Metropolitan staff, in partnership with the University of California, Davis, and in collaboration with DWR, United States Bureau of Reclamation (USBR), and United States Fish and Wildlife Service (USFWS), conducted their second trial Delta Smelt Pond Harvest Study on Metropolitan's Bouldin Island.

Metropolitan staff received the Restoration Management Permit from the California Department of Fish and Wildlife for the Webb Tract Wetland Restoration Project. Additionally, Metropolitan staff received the Biological Opinion from USFWS. Metropolitan staff expect the 100 percent bid drawings for this project to be completed by the end of February.

Sites Reservoir

At the January 16, 2026, Joint Reservoir Committee and Authority Board meeting, the Sites Authority Board approved the selection of Barnard Construction Company Inc. for the Reservoir Package Construction Manager at Risk contract. The initial award covers pre-construction services, allowing the contractor to provide collaborative input as the project advances from 30% design to construction.

The Site's Authority Board also approved submittal of an amendment to the existing Construction Incidental Take Permit to address the western burrowing owl, subject to review and input from the Tehama-Colusa Canal Authority and Glenn-Colusa Irrigation District.

On January 23, 2026, the U.S. Department of the Interior approved the Record of Decision (ROD) for the Sites Reservoir Project, confirming compliance with the National Environmental Policy Act, including completion of the Environmental Impact Statement and compliance with the Endangered Species Act and Section 106 of the National Historic Preservation Act. With the ROD issued, the Site's Authority will proceed with final planning and advance next steps toward construction. USBR must meet all environmental requirements before executing a Partnership Agreement, which is required for USBR's participation in the project with the Sites Authority.

PUBLIC/GOVERNMENT AFFAIRS

COMMUNITY AND SPECIAL EVENTS

Public Affairs Staff:

- A Ricky appearance at Richard Henry Dana Elementary School Jogathon alongside the South Coast Water District on March 6.
- Collected and recorded more than 650 posters for MWDOC's Annual Water Awareness Poster Contest.
- Hosted an information booth with promotional materials at the Walk 4 Water event in Fountain Valley on March 21.
- Provided giveaways and printed materials for a Speakers Bureau opportunity with Shadow Lane Homeowners Association in Fountain Valley on March 21, in collaboration with WUE.
- Co-hosted Director Randall Crane's Inspection Trip to the State Water Project and Delta Islands on March 27-28.

Government Affairs Staff:

- Attended the Association of California Cities – Orange County (ACC-OC) Legislative and Regulatory Committee meeting.
- Along with Director Dick, I attended the Cal Cities, Orange County Division, Quarterly meeting.
- Attended the Orange County Business Council (OCBC) Government Affairs Committee meeting.
- Moderated a panel on "Navigating Legislative Pathways" that included Andrea Abergel, Director of Water at California Municipal Utilities Association (CMUA), and Christine Castillo, Director of Federal Relations, at Scripps Institute of Oceanography at the 9th Annual Women in Water Symposium in San Diego.

EDUCATION INITIATIVES

Public Affairs Staff:

General Education

- Participated in two California Environmental Literacy Initiative Community of Practice meetings. Topics included outdoor learning and education program evaluation.
- Participated in the bi-monthly Department of Water Resources Water Education Committee meeting.
- Continued coordination of two Project Water Education Today (WET) Orange County trainings: Facilitator Training on April 9 with The Metropolitan Water District

of Southern California (Metropolitan) and Orange County Teacher Training on May 16 with the Moulton Niguel Water District.
- Attended the Orange County Department of Education's State of Education featuring Dr. Stefan Bean, County Superintendent of Schools.
- Met with Metropolitan's Education and Workforce Development teams to discuss current and upcoming efforts, and how they align with the Water Energy Education Alliance (WEEA) and MWDOC's education and workforce priorities and direction.
- Shared a volunteer opportunity to participate in Orange Unified School District's Career Days with the City of Anaheim, the City of Orange, and East Orange County Water District.

MWDOC Choice K-12 School Programs

- Conducted panel proposal review and interviews for MWDOC Request for Proposal Design and Implementation of K-12 Water Education School Program Services. Panelists included representatives from Metropolitan, Moulton Niguel Water District, and the City of Santa Ana.
- Provided information regarding MWDOC Choice K-12 School Programs to the City of Anaheim, City of Santa Ana, Irvine Ranch Water District, and Yorba Linda Water District.

Water Energy Education Alliance (WEEA)

- Hosted 35 Villa Park High School students and faculty for a pilot student career day with hands-on activities, a professional industry panel, and a tour of OCWD's GWRS. Partners included MWDOC, Metropolitan, OCWD, and Orange Unified School District.
- Participated as a panelist at a workforce pathways networking event hosted by the OCBC, the College Board, and Orange County Pathways.
- Participated in the American Water Works Association Water (AWWA) 2050 Initiative Workforce Advisory Sub-Committee.
- Participated in Metropolitan's Veteran Workforce Sub-Committee.
- Participated in the Water Replenishment District's full-day Water Industry Careers Workshop, supporting student networking and mock interviews.
- Participated in Metropolitan's Member Agency Workforce Development Summit Planning Meeting.
- Met with UndauntedK12 to discuss a proposed Seal of Climate Literacy as it relates to real-world experience and career pathways.
- Participated in the Villa Park Sustainable Water Systems Career Technical Education Advisory Committee.

DIGITAL COMMUNICATIONS, PUBLICATIONS, AND MEDIA ENGAGEMENT

- Developed and distributed social media content across all MWDOC social media channels.

- Created posts for the U.S. Environmental Protection Agency's (EPA) WaterSense Fix a Leak Week campaign and added a webpage with resources on the MWDOC website.
- Interviewed Mary Jane Foley for an upcoming 75th Anniversary Reflections video.
- Created and released five 75th Anniversary FACES videos on MWDOC social media featuring Director Al Nederhood, Harvey De La Torre, Katie Vo, Rachel Davis, and Tiffany Baca.
- Joined a virtual California Water Efficiency Partnership (CalWEP) Education & Outreach Taskforce meeting on March 11.
- Attended the CalWEP Spring Plenary on March 18, featuring Commercial, Industrial, and Institutional (CII) Outreach guidelines in collaboration with WUE.

SPECIAL PROJECTS

Public Affairs Staff:

- Conducted a training for all MWDOC staff to utilize Microsoft's built-in "Accessibility Checker" tools to comply with the Americans with Disabilities Act.
- Hosted an Orange County Water Summit Planning Committee meeting.
- Delivered promotional materials to Huntington Beach's Central Library to support a Seed Library program in partnership with WUE.

Government Affairs Staff:

- Drafted the agenda and edited minutes for the Independent Special Districts of Orange County (ISDOC) Executive Committee meeting.
- Circulated the agenda/minutes and staffed the ISDOC Executive Committee meeting.
- Worked with staff at the Registrar of Voters' office to coordinate Bob Page speaking at the next ISDOC Quarterly Luncheon on April 30.
- Drafted and circulated the Water Advisory Committee of Orange County (WACO) Planning meeting agenda.
- Staffed the WACO Planning Committee meeting.

OUTREACH METRICS

Public Affairs Staff:

- Google Performance Analytics (GM Report Timeframe)
  - 212 business profile interactions
  - 2,292 people viewed the business profile
- Website Analytics (GM Report Timeframe)
  - 16,308 pageviews
  - Top pages for this date range
    - Home Page – 3,570

        - Poster Awareness Contest – 785
        - Board Meetings – 692
        - Turf Replacement Rebate – 578
        - Residential Rebates – 545
        - RFPs and RFQs – 357
    - ocwatersmartparks.com: 10 site sessions
- ocwatersmartgardens.com Analytics (February 2026)
  504,553 Sessions, 483,000 New Users
    - Top pages for this date range
        - Guided Plant Search
        - Landing Page
        - Plant Botanical Name
- Social Media (GM Report Timeframe)
  According to a global leader in social media management, a good engagement rate is between 1% and 5%.
  For this period, MWDOC's engagement rate is 6.4%
    - 6,874 post reach (number of people)
        - 440 post engagement (actions taken – likes, shares, etc.)

LEGISLATIVE AFFAIRS

Government Affairs Staff:

- Met with staff at Metropolitan to discuss Climate Adaptation Master Plan for Water (CAMP4W).
- Participated in the California Council for Environmental and Economic Balance Water, Chemistry, and Waste (CCEEB WCW) Project meeting.
- Participated in the Southern California Water Coalition (SCWC) Legislative Task Force meeting.
- Attended the CMUA Low Income Water Rate Assistance (LIRA) working group meeting.
- Participated in the Association of California Water Agencies (ACWA) Region 10 State Legislative Committee meeting prep call.
- Attended the ACWA State Legislative Committee meeting.
- Attended the CMUA Regulatory Committee meeting.
- Participated in the CMUA Legislative Committee meeting.
- Participated in the CCEEB WCW Project - March 2026 Monthly & Legislative Review/Positioning meeting.
- Participated in the California Special Districts Association (CSDA) Legislative Committee meeting.
- Along with Director Dick, I attended the OCBC Sacramento Advocacy Trip, where we heard from speakers such as:
    - Senator Tony Strickland
    - Assembly Member Cottie Petrie-Norris

  - Assembly Member Avelino Valencia
  - Assembly Member Heath Flora
  - Senator Catherine Blakespear
  - Toks Omishakin, Secretary of Transportation
  - Durriya Syed, Deputy Commissioner, California Department of Insurance

  In addition, Director Dick had the opportunity to moderate a discussion with Samanta Arthur, Deputy Secretary for Water.
- Participated in the ACWA Region 10 State Legislative Committee prep call.

WATER USE EFFICIENCY

Orange County Landscape Program Advisory Committee (OC PAC) Meeting

On March 9, Rachel Waite-Harvey, Tina Fann, and Cristal Castro hosted the OC Landscape PAC, which was attended by water-efficiency staff from MWDOC's member agencies. Collaborative discussion focused on the status of Metropolitan's Turf Replacement grant funding, both regionally and in Orange County, implementation of funds, messaging to the public regarding rebate changes, and other Turf Replacement Program-related grant challenges.

The OC PAC will continue to meet as needed. The next meeting has not yet been scheduled.

California Water Efficiency Partnership (CalWEP) Program Committee Meeting

On March 10, Sam Fetter attended the CalWEP Program Committee meeting via Zoom. This was Sam's first meeting as the Vice Chair of the Program Committee. Items on the agenda included:

- CalWEP and Alliance for Water Efficiency (AWE) Updates
- Committee and Task Force Updates
- Urban Water Use Objective Report Summaries
- Compliance Challenges Breakout Groups

The next meeting has not yet been scheduled.

Alliance for Water Efficiency (AWE) Water Efficiency Research (WER) Meeting

On March 10, Rachel W-H. joined the AWE WER Committee meeting. Topics on the agenda included AWE and CalWEP research activities, as well as a presentation on CalWEP's recently released Measurements & Evaluation of Water Savings Programs Guidebook.

The next meeting will be scheduled for Quarter 2 of 2026.

Orange County Water Loss Control Workgroup Meeting

On March 10, Rachel Davis and Cassidy Harding hosted the Orange County Water Loss Control Workgroup meeting in person at the MWDOC office. Approximately 36 agency staff attended this meeting. Items on the agenda included:

- Welcome/Introductions and Water Loss Updates
- Update to Water Loss Control Program Participation Agreement
- Breakout Session – Workgroup Topics
  - What would you like the OC WLC Workgroup to focus on this year?
- 2024 MWDOC Agencies Water Audit Review

- Discussion & Questions

The next meeting is scheduled for May 12.

Implementation Meetings with Submittable

On March 11 and March 24, Tina F., Rachel W-H., Cristal, and Ellie Song met with MWDOC consultant, Submittable, to discuss next steps in implementing the Web-Based Rebate Processing and Databasing Platform. Topics included:

- Custom Roles, Tracking Additional Forms, and Building DocuSign Templates
- Email Templates, Advanced Reports, Workflow Improvements, and Training

The next meeting is scheduled for April 7.

SB 1157 Indoor Working Group Technical Advisory Panel (TAP)

SB 1157 requires the Department of Water Resources (DWR) and the State Water Resources Control Board (SWRCB) to conduct investigations to assess and quantify the economic benefits and impacts of the 2030 indoor residential use standard on water, wastewater, and recycled water systems. Rachel W-H. serves on the Indoor Water Use TAP, which provides feedback on the Indoor Water Use Study being conducted by Flume Inc. on behalf of DWR. This study seeks to understand indoor water use across the State and will be considered in the broader context of the Conservation Framework's impact.

On March 11, March 19, and March 26, Rachel W-H. and indoor TAP Members met internally with DWR and project consultant Flume, respectively. The next related meeting is scheduled for April 6.

Water Audit Validator Training

On March 17-19, Cassidy attended a three-day Water Loss Audit Validator training hosted by the California-Nevada Section of the American Water Works Association (CA-NV AWWA).

This course is designed to qualify individuals to perform Level 1 water audit validations in California by teaching students to examine water loss audit inputs and supporting documents to verify that the correct methodology was used, evaluate selections made in the interactive data grading sheet, and identify and document sources of uncertainty.

CalWEP Board Meeting

On March 17, Rachel D. attended the CalWEP Board meeting hosted by the Irvine Ranch Water District (IRWD). Topics on the agenda included:

- Executive Director’s Report
- Alliance for Water Efficiency Update
- 2026 CalWEP Board Committee Updates and Membership

- Peer to Peer Conference Update
- CalWEP 2026 Initiatives
    - CII BMP Database
    - Urban Water Reporting Data Streamlining
    - “Efficiency Starts Here!” Water Loss Control Cohort
- Committee and Task Force Updates
    - Program Committee and Task Forces
    - Research and Evaluation Committee

CalWEP Spring Plenary Meeting

On March 18, Rachel D. and Sam attended CalWEP’s Spring Plenary meeting hosted by IRWD. Topics on the agenda included:

- Host Presentation by IRWD
- CalWEP & AWE News and Happenings
- CII AI Pilot Program: From Classification to Action
- Don’t Panic: How Courts are Looking at Water Rates
- Building the CII Outreach Playbook Panel Discussion

California Data Collaborative (CaDC) Regional Data Solutions Committee Meeting

On March 19, Cassidy and Rachel W-H. attended the CaDC Regional Data Solutions Committee meeting. This bimonthly meeting provides wholesalers with an opportunity to discuss emerging data needs and review tools that support wholesalers and their member agencies. Discussion focused on Urban Water Use Objective reporting and associated fellowship opportunities through the CaDC, in addition to ongoing joint research on a turf replacement direct install program for disadvantaged community areas through CalWEP.

The next meeting is scheduled for May 21.

DWR Monthly Webinar Series on Water Loss and Leak Detection

On March 19, Rachel D. attended the monthly DWR webinar. Items on the agenda included:

- DWR ESRI Storymap & Dashboard
- Consultant Services Showcase: Nobel Systems - A Unified Platform for Leak Registry, Work Management, and Analytics.

The next webinar is scheduled for April 16.

Metropolitan Water Use Efficiency Workgroup Meeting

On March 19, Rachel D., Rachel W-H., Sam, Tina F., and Cristal attended Metropolitan’s Water Use Efficiency Workgroup meeting via Zoom. Items on the agenda included:

- Metropolitan Board Meeting Update
- Metropolitan Conservation Program Updates
    - MAAP Scheduling for EOY
    - Grant Funding Update
- Metropolitan External Affairs Update

The next meeting is scheduled for April 16 in person at MWD headquarters.

CA-NV AWWA Water Loss Control Committee Meeting

On March 26, Rachel D., committee chair, hosted the CA-NV AWWA Water Loss Control Committee meeting via Zoom. There were approximately 34 attendees. Items on the agenda included:

- Welcome
- Upcoming Events
- Leading from Within: Driving Water Conservation through Organizational and Operational Efficiency – Presentation by Tom Eastman, South Coast Water District, and Tim Marcella, E Source.
- Call for Future Topics

The next meeting is scheduled for April 30.

CaDC Business Development Committee Meeting

On March 30, Cassidy attended the CaDC Business Development Committee meeting. The quarterly meeting is designed to evaluate CaDC's membership tiers and ensure the organization continues to deliver value to its members. Discussion centered on viable membership models to attract businesses, students, and non-profit groups to the CaDC, and targeted sponsorship outreach for the CaDC's annual CA Water Data Summit scheduled for August 19-20.

The next meeting has not yet been scheduled.

Making Conservation a CA Way of Life Framework

The following items relate to the Making Conservation a CA Way of Life regulation:

- On March 23, Rachel W-H. and Sam met with Environmental Incentives (EI) to discuss upcoming program activity and support for AB1572 (the ban on irrigation for non-functional turf) requirements.
- On March 23, EI, in coordination with Sam, met with City of Brea staff to discuss the Framework TAP Compliance Plan service.
- On March 25, EI, in coordination with Sam, met with City of San Clemente staff to discuss the Framework TAP CII Account Classifications service.
- On March 25, EI, in coordination with Sam, met with City of Westminster staff to discuss the Framework TAP Compliance Plan service.

- On March 31, EI, in coordination with Sam, met with City of Newport Beach staff to discuss the Framework TAP Compliance Plan service.

CalWEP Research & Evaluation (R&E) Committee

On March 30, Rachel W-H., as vice-chair, co-hosted the CalWEP R&E Committee meeting with CalWEP staff and the committee chair. Discussion focused on research topics of interest and what topics may develop further and ultimately move forward.

The next meeting has not yet been scheduled.

Orange County Data Acquisition Partnership (OCDAP) Steering and Technical Advisory Committee (STAC) Meeting

On March 31, Cassidy attended the OCDAP STAC meeting. This working group collaborates on and organizes a regional effort to cost-share the acquisition of high-resolution aerial imagery and related products, and to plan the OC GIS Users meetings. Discussion centered on confirming the financial commitments of participating agencies to ensure the timely purchase of 2026 Cycle #3 before the scheduled summer capture.

The next meeting is scheduled for April 16.

Association of Compost Producers (ACP) Meeting

On March 31, Rachel W-H., Tina F., and Cristal met with an ACP representative to discuss opportunities for collaboration. ACP is organizing a Compost Caravan that will include events throughout the State of California. An upcoming event will be hosted in Irvine and will include a compost application demonstration focused on water-efficient landscape practices.

The next meeting is scheduled for April 8 and will include representatives from IRWD.

Under Pressure: Optimizing Pressure to Reduce Water Loss Webinar

On April 2, in her role as Committee Chair, Rachel D. organized and hosted a CA-NV Water Loss Control Committee webinar on Advanced Pressure Management. The webinar explored practical pressure management strategies that help utilities reduce water loss, extend asset life, and improve overall system performance. Participants learned how excessive or poorly-controlled pressure contributes to leakage, bursts, and background losses, and how data-driven pressure control, zoning, and monitoring can significantly mitigate these issues. Through real-world examples and best practices, the session, taught by international pressure management expert Julian Thornton, demonstrated how effective pressure management can deliver measurable water savings, lower operating costs, and support long-term system resilience.

Orange County Water Use Efficiency Coordinator Workgroup Meeting

On April 2, Rachel W-H., Rachel D., Sam, Tina F., Beth Fahl, and Cristal hosted the Orange County Water Use Efficiency Coordinator Workgroup meeting via Zoom.

Approximately 41 staff members from member agencies attended the workgroup. Topics discussed included:

- Metropolitan Budget Update
- Water Loss Control Participation Agreement
- Water Use Efficiency Updates
    - Grant Funding
    - Inspection Timeframes
    - Tree Update
- Conservation as a California Way of Life Framework
    - Grant Funding
    - Inspection Timeframes
    - Tree Update

The next Workgroup meeting is scheduled for May 7 via Zoom.

WaterView Wholesale Portal Testing Session

On April 2, Rachel W-H. and Cassidy attended the WaterView Wholesale Portal Testing Session. The onboarding meeting offered founding members, those who contributed funding toward the platform's development, an early look at the new GIS-based tool. Co-developed by CalWEP and Eagle Aerial, the WaterView Wholesale Portal is designed to help wholesale agencies support their retailers with compliance and landscape analytics under Making Conservation a California Way of Life. Discussion focused on walking through the platform's core workflows and gathering direct user feedback to inform ongoing refinements.

Southern California Golf Association (SCGA) Meeting

On April 2, Rachel W-H. and Sam met with SCGA representatives to discuss opportunities for collaboration between Orange County retail water agencies and golf course representatives.

The next meeting has not yet been scheduled.

MWDOC GENERAL INFORMATION ITEMS

MWDOC BOARD OF DIRECTORS

- Al Nederhood
- Larry D. Dick
- Bob McVicker
- Karl W. Seckel
- Randall Crane
- Jeffery M. Thomas
- Megan Yoo Schneider