MEETING OF THE BOARD OF DIRECTORS OF THE
MUNICIPAL WATER DISTRICT OF ORANGE COUNTY
Jointly with the
PLANNING & OPERATIONS COMMITTEE
18700 Ward Street, Conference Room 101, Fountain Valley, CA 92708
November 3, 2025, 8:30 a.m.

Teleconference Sites:
25652 Paseo De La Paz, San Juan Capistrano, CA 92675
17420 Walnut Street, Fountain Valley, CA 92708

This meeting will be held in person at 18700 Ward Street, Fountain Valley, California, 92708 (Conference Room 101). As a convenience for the public, the meeting may also be accessed by Zoom Webinar and will be available by either computer or telephone audio as indicated below. Because this is an in-person meeting and the Zoom component is not required, but rather is being offered as a convenience, if there are any technical issues during the meeting, this meeting will continue and will not be suspended.

Computer Audio: You can join the Zoom meeting by clicking on the following link:
https://zoom.us/j/8828665300

Telephone Audio:	**(669) 900 9128 fees may apply**
	(877) 853 5247 Toll-free
Webinar ID:	**882 866 5300#**

P&O Committee:
Director Seckel, Chair
Director Yoo Schneider
Director Dick

Staff: H. De La Torre, M. Baum-Haley, A. Crespi, V. Osborn, C. Busslinger,

Ex Officio Member: President McVicker

MWDOC Committee meetings are noticed and held as joint meetings of the Committee and the entire Board of Directors, and all members of the Board of Directors may attend and participate in the discussion. Each Committee has designated Committee members, and other members of the Board are designated alternate committee members. If less than a quorum of the full Board is in attendance, the Board meeting will be adjourned for lack of a quorum and the meeting will proceed as a meeting of the Committee with those Committee members and alternate members in attendance acting as the Committee.

ROLL CALL

PUBLIC COMMENTS
Public comments on agenda items and items under the jurisdiction of the Committee should be made at this time.

ITEMS RECEIVED TOO LATE TO BE AGENDIZED
Determine need and take action to agendize item(s), which arose subsequent to the posting of the Agenda. (Requires a unanimous vote of the Committee).

ITEMS DISTRIBUTED TO THE BOARD LESS THAN 72 HOURS PRIOR TO THE MEETING
Pursuant to Government Code section 54957.5, non-exempt public records that relate to open session agenda items and are distributed to a majority of the Board less than 72 hours prior to the meeting will be available for public inspection in the lobby of the District's business office located at 18700 Ward Street, Fountain Valley, California 92708, during regular business hours. When practical, these public records will also be made available on the District's Internet Website, accessible at http://www.mwdoc.com.

PRESENTATION ITEM

1. 2025 URBAN WATER MANAGEMENT PLAN DEMAND PROJECTIONS (PRESENTATION BY HAZEN AND SAWYER)

ACTION ITEMS

2. AWARD OF CONTRACT FOR WATER LOSS CONTROL TECHNICAL ASSISTANCE

3. UPDATE TO WATER LOSS CONTROL PARTICIPATION AGREEMENTS

4. WEROC FACILITIES USE AGREEMENT WITH EL TORO WATER DISTRICT

INFORMATION ITEMS

5. 2026 TENTATIVE WATER POLICY FORUM DATES

6. PUBLIC AFFAIRS HIGHLIGHTS

7. DEPARTMENT ACTIVITIES REPORTS
   a. Ongoing MWDOC Reliability and Engineering/Planning Projects
   b. WEROC
   c. Water Use Efficiency Projects
   d. Public and Government Affairs

8. REVIEW OF ISSUES RELATED TO PLANNING OR ENGINEERING PROJECTS, WEROC, WATER USE EFFICIENCY, FACILITY AND EQUIPMENT MAINTENANCE, WATER STORAGE, WATER QUALITY, CONJUNCTIVE USE PROGRAMS, EDUCATION, PUBLIC AFFAIRS PROGRAMS AND EVENTS, PUBLIC INFORMATION PROJECTS, PUBLIC INFORMATION CONSULTANTS, DISTRICT FACILITIES, AND MEMBER AGENCY RELATIONS

ADJOURNMENT

NOTE: At the discretion of the Committee, all items appearing on this agenda, whether or not expressly listed for action, may be deliberated, and may be subject to action by the Committee. On those items designated for Board action, the Committee reviews the items and makes a recommendation for final action to the full Board of Directors; final action will be taken by the Board of Directors. Agendas for Committee and Board meetings may be obtained from the District Secretary. Members of the public are advised that the Board consideration process includes consideration of each agenda item by one or more Committees indicated on the Board Action Sheet. Attendance at Committee meetings and the Board meeting considering an item consequently is advised.

Accommodations for the Disabled. Any person may make a request for a disability-related modification or accommodation needed for that person to be able to participate in the public meeting by telephoning Angela Crespi, District Secretary, at (714) 963-3058, or writing to Municipal Water District of Orange County at 18700 Ward Street, Unit B, Fountain Valley, CA 92708. Requests must specify the nature of the disability and the type of accommodation requested. A telephone number or other contact information should be included so that District staff may discuss appropriate arrangements. Persons requesting a disability-related accommodation should make the request with adequate time before the meeting for the District to provide the requested accommodation.

Item No. 1

PRESENTATION ITEM
November 3, 2025

TO: **Planning & Operations Committee**

FROM: **Harvey De La Torre, General Manager**

Staff Contact: Charles Busslinger, Dir. of Engineering/District Engineer
Sarina Sriboonlue, Principal Engineer

SUBJECT: **2025 URBAN WATER MANAGEMENT PLAN DEMAND PROJECTIONS (PRESENTATION BY HAZEN AND SAWYER)**

STAFF RECOMMENDATION

Staff recommends the Planning & Operations Committee receive the presentation.

REPORT

Purpose

MWDOC staff invited subject-matter experts from Hazen and Sawyer (Hazen) to provide a high-level overview and summary of the 2025 Orange County Water Demand Forecast methodology and findings.

Background

California Water Code Sections 10610–10656, the Urban Water Management Planning (UWMP) Act enacted by California legislature, requires every urban water supplier providing water for municipal purposes to more than 3,000 customers or supplying more than 3,000 acre-feet of water annually to prepare, adopt, and file an UWMP with the California Department of Water Resources (DWR) every five years in the years ending in six and one. The upcoming 2025 UWMP is due to DWR on July 1, 2026.

UWMPs are comprehensive documents that present an evaluation of a water supplier's reliability over a long-term (20 to 25-year) planning horizon. UWMPs provide an assessment of the present and future water demand and supply sources within a

supplier's service area. Developing a long-term water demand forecast is a vital prerequisite to preparing a credible UWMP.

Every five years since 2010, leading up to each UWMP preparation, MWDOC, in collaboration with member agencies and the cities of Anaheim, Fullerton, and Santa Ana, coordinates the development of updated water demand projections. Since the 2020 UWMP, MWDOC and Orange County Water District (OCWD) have jointly developed regionally consistent water demand forecasts through a bottom-up approach, in which forecasts are created for individual member agencies, and their demands roll up to the wholesale demand. It should be noted that the development of individual member agency demand is part of MWDOC's Core Services and has been a relied upon function for many years.

OCWD is a co-funding project partner, as 16 of its 19 basin producers are also MWDOC member agencies. The remaining three basin producers are the cities of Anaheim, Fullerton, and Santa Ana. To ensure consistency in demand projections across MWDOC and OCWD, the demand forecasting effort includes the three cities.

On December 18, 2024, after a competitive procurement and consultant selection process by a team of member agencies and MWDOC representatives, the MWDOC Board awarded a contract to Hazen to provide professional services for the 2025 Orange County Water Demand Forecast Project to support the 2025 UWMP development. The demand forecast project began in January 2025.

Discussion

Demand projections were generated for each Orange County water agency and rolled up to provide totals for MWDOC and OCWD service areas, and for all of Orange County. The demand model, developed using econometric methods, analyzes historical water consumption data (sourced from retail agency billing records between 2010 and 2024) in relation to several explanatory variables (i.e., key factors) that influence water use — including weather, water pricing, regional economic conditions, and housing density. The demand model performed well at explaining historical water use patterns over the last 10 years (including two major droughts and COVID) and was deemed suitable for forecasting.

Demand forecasting was conducted for four major water-use sectors, most representative of water use in Orange County: single-family, multi-family, commercial, industrial, and institutional (CII), and irrigation. The remaining water uses — fire flows, temporary meters, construction and power water requirements, non-revenue use, and losses — were combined into a "other uses" category and projected as annual percentages of total water use.

Regional demographic and housing trends provided by the Center for Demographic Research (CDR) at California State University, Fullerton, offer some insight into future water demand. Water demand in the single-family sector (the largest of the four use

sectors) is forecast to remain relatively flat over the next 25 years, as single-family housing units are not expected to grow substantially. Growth in residential water demand is primarily forecast to occur in the multifamily sector, consistent with anticipated increases in multifamily housing. Demands in the CII sector are also expected to increase, consistent with CDR forecasts of total job growth in the county. Increasing water rates and housing density are expected to have a moderating effect on demand (as both housing density and water rates increase put downward pressure on demand).

In addition to developing baseline demand projections, which reflect average Orange County weather conditions, the UWMP also requires long-term projected water use under two additional types of hydrology:

- **Single Dry Year**: representing somewhat higher water demands on the supplier (~6% higher than baseline demand)
- **Five Consecutive Dry Years**: where demand during the driest five-year historical sequence is up to ~16% higher than the baseline demand in the 5th year

Independent of the UWMP demand scenarios, Hazen also developed two alternative forecasts using updated climate data from Cal-Adapt to infer climate change impacts on long-term demand. The alternative forecasts included a dry warm scenario and a wet cool scenario. Both scenarios predict increasing temperatures, and as a result, demand is forecast to be higher than baseline demand (a gradual increase of ~2% to 4% above baseline by 2050).

The presentation by Hazen will provide key summaries of the 2025 Orange County Water Demand Forecast methodology and findings.

Next Steps

Draft demand projections were made available to all Orange County retail water agencies for review and feedback in mid-October 2025. Hazen staff are working with retail water agencies to fine-tune and finalize each agency's demand projections before producing the final demand projections for MWDOC and OCWD service areas. MWDOC staff are currently reviewing the draft Technical Memorandum (TM) for the project from Hazen.

Final deliverables from Hazen, expected in November 2025, will include the final TM documenting demand modeling methodologies and assumptions, a companion PowerPoint presentation, and the final demand model (in Excel) customized for each individual water agency’s data and projections. The Excel model will allow agencies to use the demand model as they see fit going forward.

ALIGNMENT WITH BOARD STRATEGIC PRIORITIES

☒ *Clarifying MWDOC’s mission and role; defining functions and actions.*
☐ *Balance support for Metropolitan’s regional mission and OC values and interests.*
☒ *Strengthen communication and coordination of messaging.*

☒ *Work with member agencies to develop water supply and demand objectives.*
☐ *Solicit input and feedback from member agencies.*
☐ *Invest in workforce development and succession planning.*

Attachments/Links:
Attachment 1: Demand Forecasts for Orange County Water Agencies PowerPoint Presentation

Hazen



Demand Forecasts for Orange County Water Agencies

November 3, 2025

Agenda

1) Econometric Forecast Overview
2) Model Development and Results
3) Baseline Forecast & Assumptions
4) Alternative Forecasts – Projecting Impacts of Climate Change and Price
5) UWMP Scenarios

Model Development and Results

There is no perfect method for Demand Forecasting

Model	Pro's	Con's
Time Series	• Simple and easily estimated in a Spreadsheet	• Trends are simply extended into the future; provides no indication of what causes trends in water use
Gross per Capita	• Ability to de-couple the rate of water use from growth	• GPCD is often held constant at historical rate, no indication of what causes trends in GPCD
End Use Accounting	• Estimates the amount of use associated with individual purposes • Addresses technological change and water use efficiency	• Consists of many assumptions for each time period • Difficult to explain observed ***variability*** in water use due to weather, price, or demographic influences
Regression (Econometric)	• Links water use statistically to explanatory variables • Provides estimates of how ***variability*** in explanatory factors affect water use • Can design scenarios around inputs	• Difficult to address historical impacts of technology • Statistical parameters contain a degree of potential error • Uncertainty in future values of inputs

Hazen

Econometric Approach

The econometric approach links *retail level* water use statistically to explanatory variables and provides estimates of how changes in these explanatory variables affect water use

$$Water\ use = Driver\ Count * Rate\ of\ Use\ per\ Driver$$

The rate of use per driver unit (e.g., water use per household) is based on:

1) The historical response of the use rate to explanatory variables

$$Historical\ Use\ per\ Account = C_{Intercept} + C_R \times Historical\ Water\ Rates + C_T \times Historical\ Temperatures + \cdots$$

2) The future values of those same explanatory variables

$$Projected\ Use\ per\ Account = C_{Intercept} + C_R \times Projected\ Water\ Rates + C_T \times Projected\ Temperatures + \cdots$$

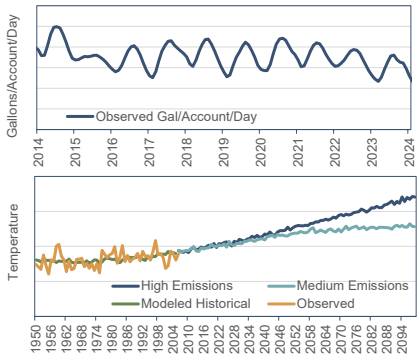

Hazen

Econometric Approach

Addressing multiple influences on demand improves the accuracy and precision of all estimated parameters

For example, demand reduction through mandatory state restrictions or local conservation should not be attributed to changes in water rates

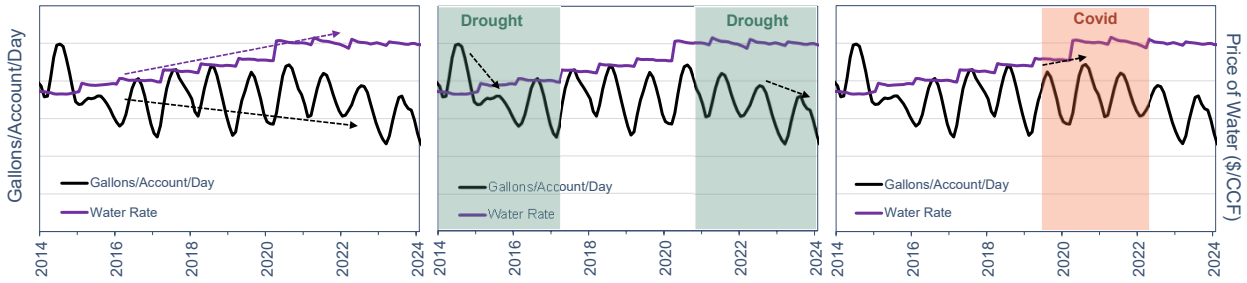

Long term decrease in water use and increase in water rate: we expect water use to be negatively correlated to rate

Assigning a coefficient to water rate without accounting for drought restrictions would generate a too negative coefficient

Assigning a coefficient to water rate without accounting for Covid could bias the price coefficient

Hazen

Standardize Agency Data: Identify 4 Standard Demand Sectors

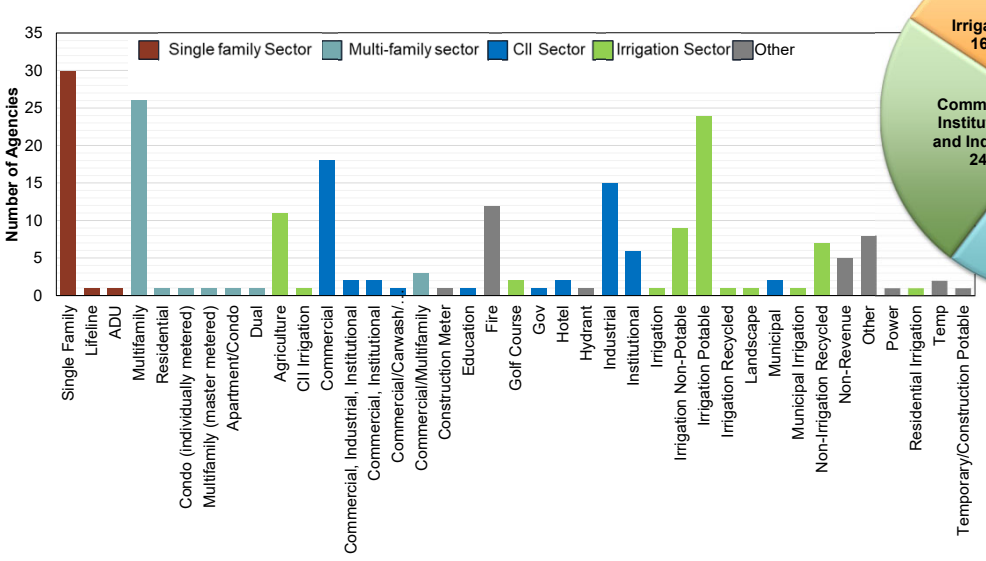

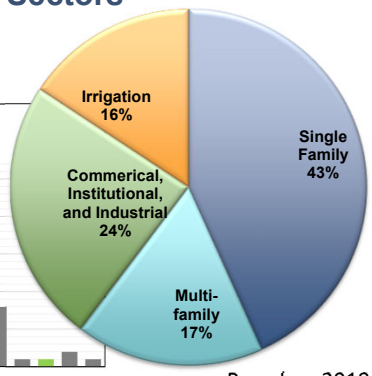

Based on 2018 water use

Hazen

Explanatory Variables

Variable Type	Predictor Name	Historical Data Source	SF	MF	CII	Irrigation
Weather / Climate	Monthly / Seasonal Pattern	Sine/Cosine	•	•	•	•
	Monthly Max Temperature	PRISM	•	•	•	•
	Monthly Total Precipitation	PRISM	•	•	•	•
Economic	Average Unemployment Rate	Federal Reserve			•	
	Regional GDP	Federal Reserve			•	
	Water Rates	Member agency provided	•	•	•	•
Demographic	Persons Per Household	Historical Demographics	•	•		
	Housing Density	Historical demographics, land use	•	•		
	Jobs Categories	US Census LODES and CDR*			•	
	Jobs or Housing Units per Account	CDR and agency billing data	•	•	•	
Efficiency	Conservation estimates for SF, MF, and CII	Analysis of trend indicators and MWDOC/FLUME insight	•	•	•	

**Center for Demographic Research Cal State Fullerton*

Accounted for drought restrictions (State Water Resources Control Board) and COVID (active from March 2020 – May 2023) so they are not incorrectly attributed to other model variables

Hazen

Efficiency (Historical Conservation)

The MWDOC Water Use Efficiency Group provided annual savings achieved by various *active* conservation measures for each MWDOC member agency and the adjacent cities of Anaheim, Fullerton, and Santa Ana.

Conservation Measure	Fiscal Years
High Efficiency Clothes Washers	2002 – 2025
High Efficiency Toilets	2007 – 2025
Flow Monitoring Devices	2022 – 2025
CII Plumbing Flow Control	2010 – 2025
Turf Replacement	2010 – 2025
Industrial Process/Water Savings Incentive Program (WSIP)	2008 – 2025
Spray to Drip Conversion	2014 – 2025
Smart Timers	2005 – 2025
Rotary Multi-Stream Nozzles	2007 – 2025
Rain Barrels	2014 – 2025
Recycled Water Retrofit (ORP)	2014 – 2025
Water Smart Landscape Program	2013 – 2021
Home Water Certification Program	2014 – 2017
Synthetic Turf Rebate Program	2008 – 2011

- To avoid additional calculations and potential errors in the classification of historical conservation data, total historical conservation was captured in each sectoral model using a linear trend term.
- The coefficients derived for the trend variable in the regression equations explain trends in water use not captured independently by the other explanatory variables, such as price.
- Decreases over time are assumed to be generally attributable to on-going conservation and efficiency improvements.

Hazen

Model Coefficient Estimates

Predictor Name	General Directional Influence	
SF and MF Persons per Household	+	Residential Sectors
SF and MF Units per Account	+	
SF and MF Housing Density	-	
Average Agency Income	+	
Water Rate	-	All Sectors
Tmax (and lagged values)	+	
Tmax (lag 1 month)	+	
Precip (and lagged values)	-	
Residual Trend	-	
COVID Indicator	+	
State Restriction (or Agency Stage)	-	
State Drought Declaration	-	
Proportion of Total Jobs in Retail	+	CII Sector
Proportion of Total Jobs in Education	+	
Proportion of Total Jobs in Services	+	
GDP	+	

- ***Single family*** consumption is highly seasonal, and the econometric model correlates well to seasonality and temperature.
- ***Multifamily*** use is generally less responsive to weather than single-family demands; some outdoor use has been shifted into the irrigation sector. The multi-family use per account is less influenced by water rate than single-family.
- ***CII*** use per job is positively correlated to each job proportion as well as gross domestic product throughout Orange County.
- ***Irrigation*** use is better defined by agency declared stages than by State declarations. Irrigation is much more responsive to temperature and precipitation than the other sectors.

Hazen

Estimated Seasonal Price Elasticities

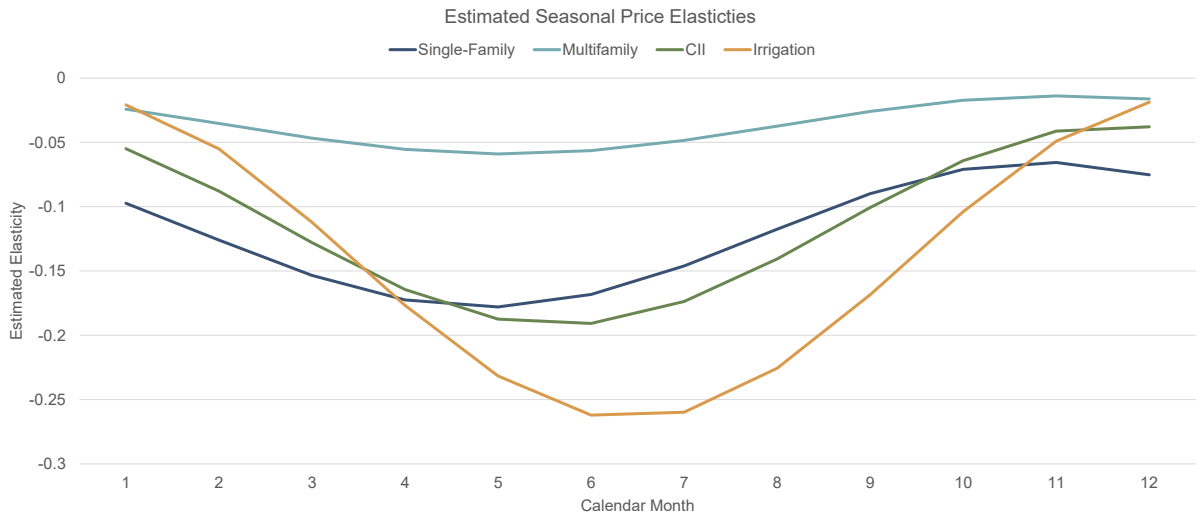

Hazen

Baseline and Alternative Forecasts

Econometric Model Development

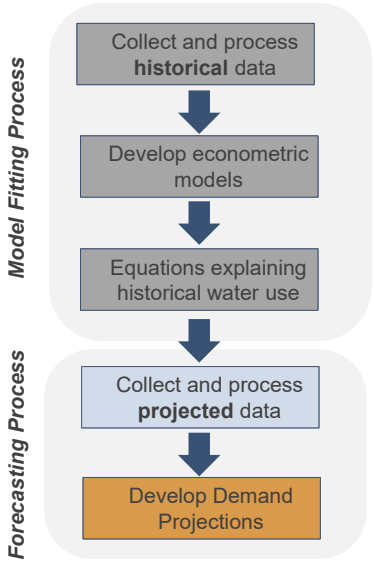

Model fitting results in a set of equations that was used to forecast future demands

$$Historical\ Use\ per\ Account = C_{Intercept} + C_R \times Historical\ Water\ Rates + C_T \times Historical\ Temperatures + \cdots$$

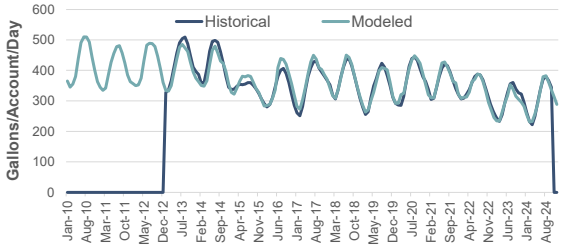

To transition to the forecast:

1) Calibrate model equations to a specific observation year
2) Quantify other uses (not included in the 4 demand sectors: single family, multi-family, irrigation, or CII sectors)

Hazen

Baseline Forecast Assumptions

Future Driver Units

Sector	Rate of Use	Driver Units
Single Family Residential	Gallons / account / day	Historical households per account are multiplied by households projected by CDR*
Multi Family Residential	Gallons / account / day	
Commercial, Institutional, Industrial	Gallons / job / day	Proportion of jobs in CII sectors projected by CDR
Irrigation (potable, recycled, raw)	Gallons / account / day	Accounts assumed constant into the future

**Center for Demographic Research Cal State Fullerton*

Explanatory Variables

Variable Name	Proposed Future Assumption
Water Rates	Increase by 3% per year above inflation to 2030, then keep pace with inflation
Persons Per Household (PPH)	Derived from CDR projected demographics
Housing Density	CDR housing unit projections, assuming residential area remains at 2024 levels
Drought and COVID	None
GDP	long-term real GDP growth (no deviation from trend)
Precipitation and Temperature	long-term historical average weather
Passive Conservation	2% decrease in residential demand by 2030, then no change

Hazen

Passive Conservation

The 2021 Orange County Residential Water Efficiency Potential and Opportunities Study (2021 Study) assumes total County-wide passive conservation will increase by 695 acre-feet per year out to 2030 (a 1.9% decrease in annual residential demand) at which point it will remain constant going forward.

Year	Residential Demand (AFY)	Passive Conservation Volume (AFY)	Percent Demand Reduction
2025	222,572	695	0.31%
2026	222,572	1390	0.62%
2027	222,572	2085	0.94%
2028	222,572	2780	1.25%
2029	222,572	3475	1.56%
2030	222,572	4170	1.87%

Hazen

Forecast Expectations

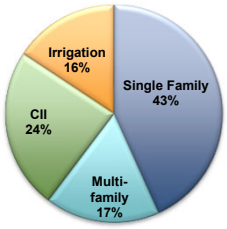

Residential Use Accounts for 60% of total demand

Explanatory Variable	SF Model Coefficient	MF Model Coefficient
Persons per Household	0.32	0.5 (restricted)
Housing Density	-0.52	-0.33

CII Use Accounts for 24% of total demand

Explanatory Variable	CII Model Coefficient
Proportion of Total Jobs in Retail	0.42
Proportion of Total Jobs in Education	0.287
Proportion of Total Jobs in Services	0.294

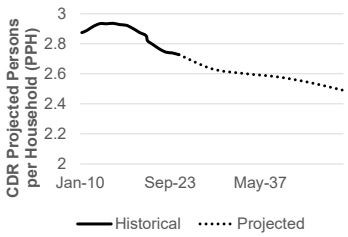

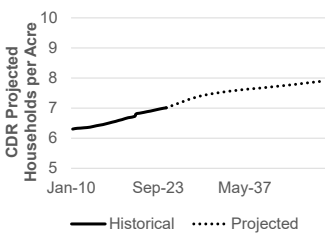

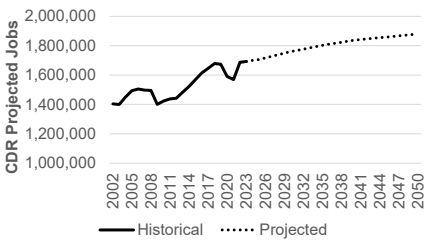

Regionally, decreasing PPH and increasing density are **expected** to provide decreased residential demand, which could influence the total demand more than the **expected** increase in CII demand that corresponds to increasing jobs

Hazen

Forecast Expectations

Multi-family growth exceeds Single Family Growth

Single Family Households

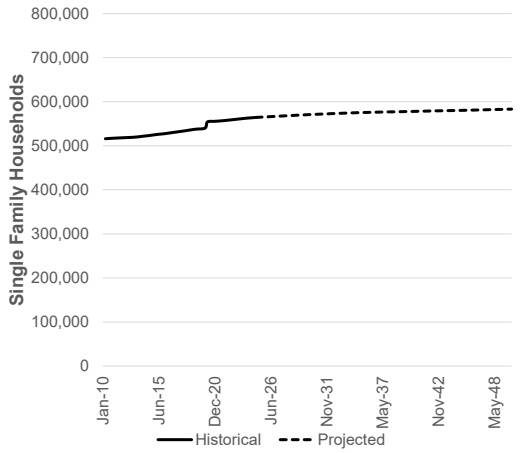

Multi-family Households

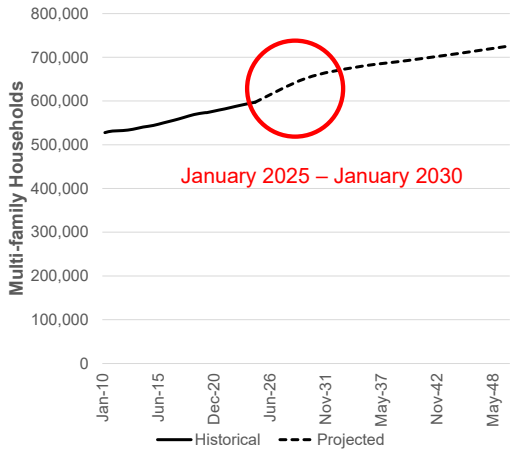

Hazen

Example Irrigation Forecasts

Although expectations are that demands stay flat, variations in demand by sector exist at the retail agency level

Increase in Water Rates above inflation between 2025 and 2030

Agency 1

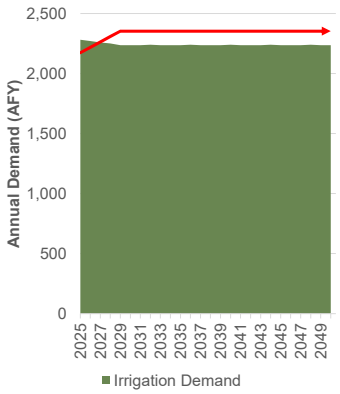

Agency 2

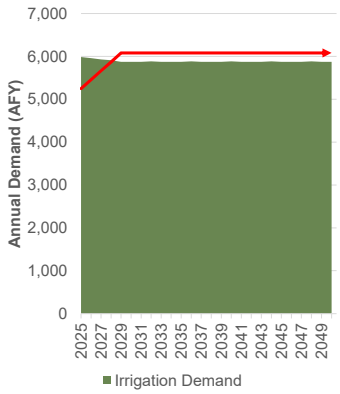

Agency 3

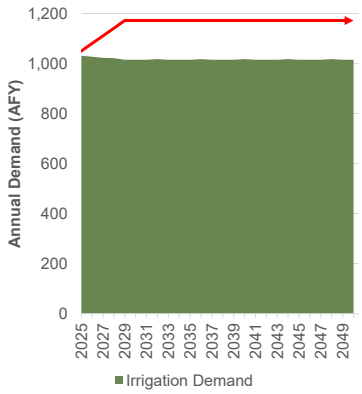

Hazen

Example CII Forecasts

- Increase in Water Rates above inflation between 2025 and 2030
- Increase in Jobs (varies for different agencies)

Agency 1

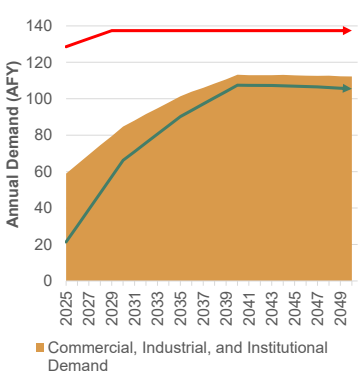

Agency 2

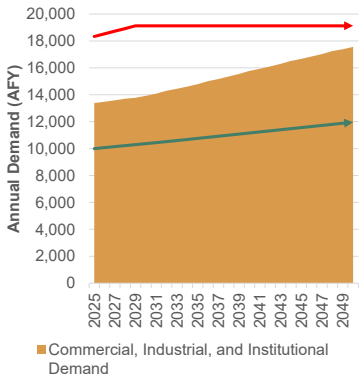

Agency 3

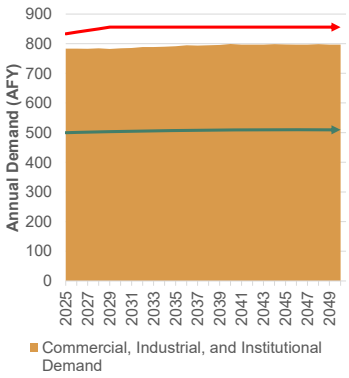

Hazen

Example Single Family Forecasts

- Increase in Water Rates above inflation between 2025 and 2030
- Low single-family growth throughout forecast period
- Decrease in PPH, peak decline occurs between 2025 and 2031
- Increase in single family density (households per acre) throughout forecast period

Agency 1

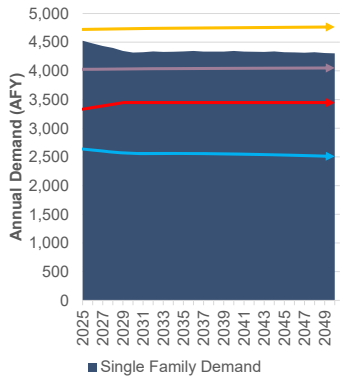

Agency 2

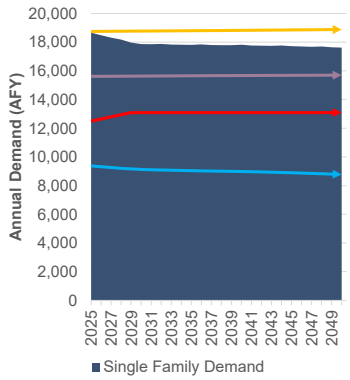

Agency 3

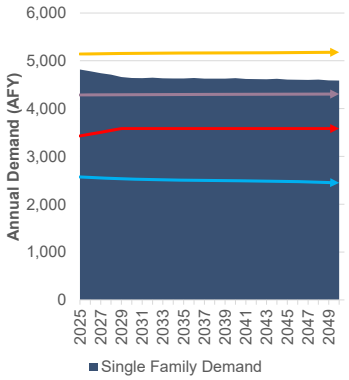

Hazen

Example Multi-family Forecasts

- Increase in Water Rates above inflation between 2025 and 2030
- High multi-family growth throughout forecast period
- Decrease in PPH, peak decline occurs between 2025 and 2031
- Increase in multi-family density (households per acre)

Agency 1

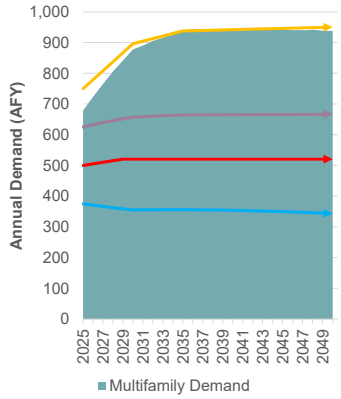

Agency 2

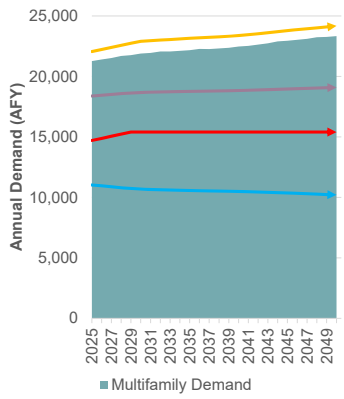

Agency 3

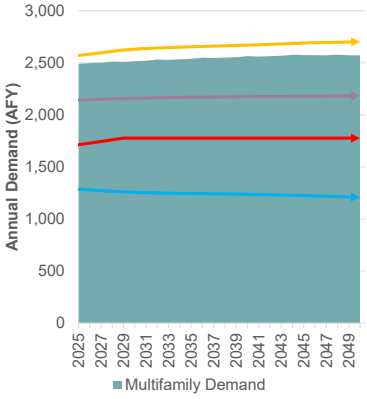

Hazen

Example Total Forecasts

Agency 1

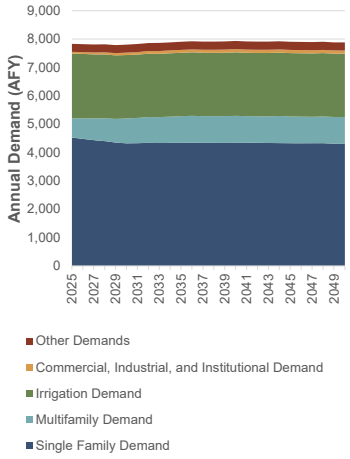

Agency 2

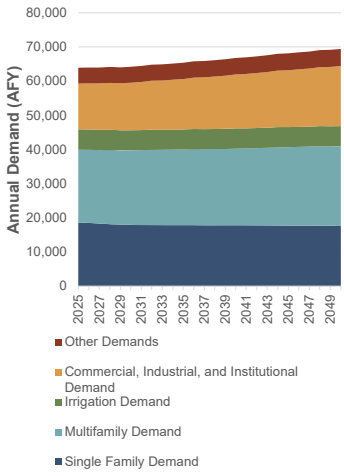

Agency 3

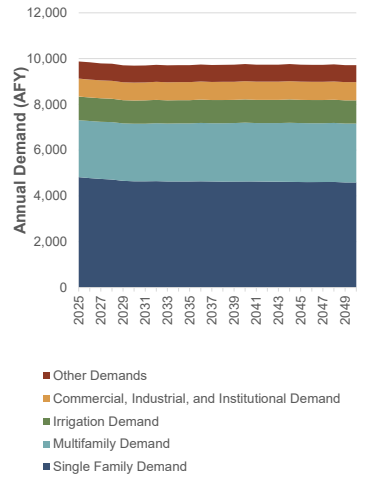

Hazen

Retail Agency Level Forecasts

The total area forecast reflects sums across multiple agencies and sectors

$$Forecast\ Water\ Use = \sum_{a,s,m} Driver\ Count_{a,s,m} \times Rate\ of\ Use\ per\ Driver_{a,s,m}$$

or

$$Q = \sum_{a,s,m} N_{a,s,m} \times q_{a,s,m}$$

Agency (a) Sector (s) Month (m)

Hazen

Baseline Forecast – Total Orange County

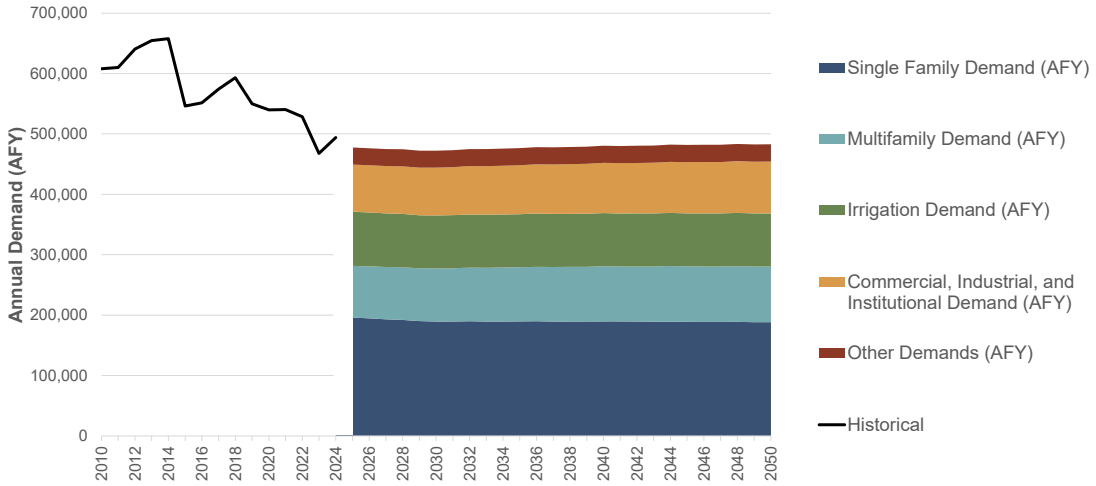

Hazen

Alternate Forecast 1: Localized Climate Projections for California

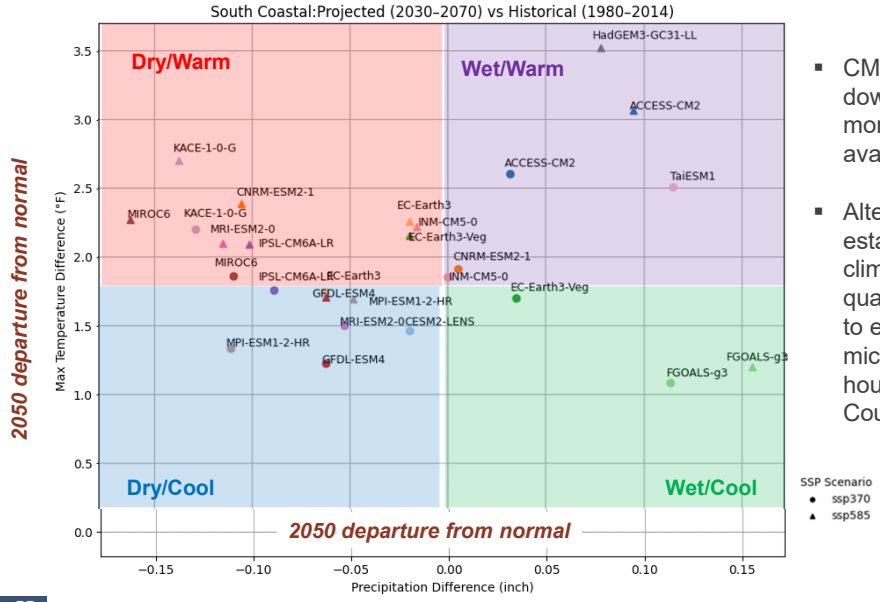

- CMIP6 and enhanced hybrid downscaling methods allow more GCMs to be made available for the State
- Alternative forecasts were established using new climate data with the quadrants Flume developed to evaluate varying microclimates and age of housing stock across Orange County

Hazen

Alternate Forecast 1: Future Climate

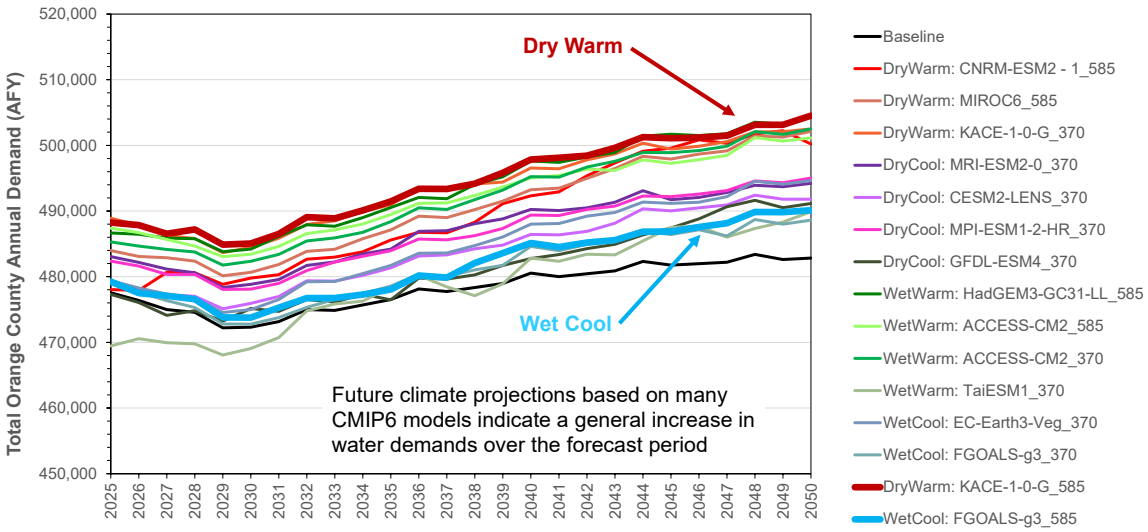

Hazen

Alternate Forecast 1: Future Climate

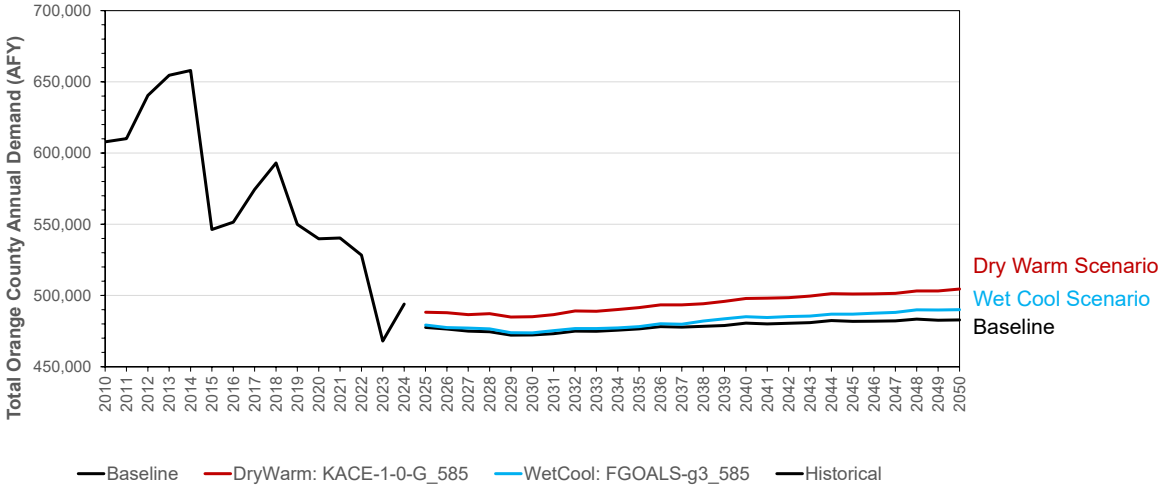

Hazen

Alternate Forecast 2: Changes to Water Price and Climate

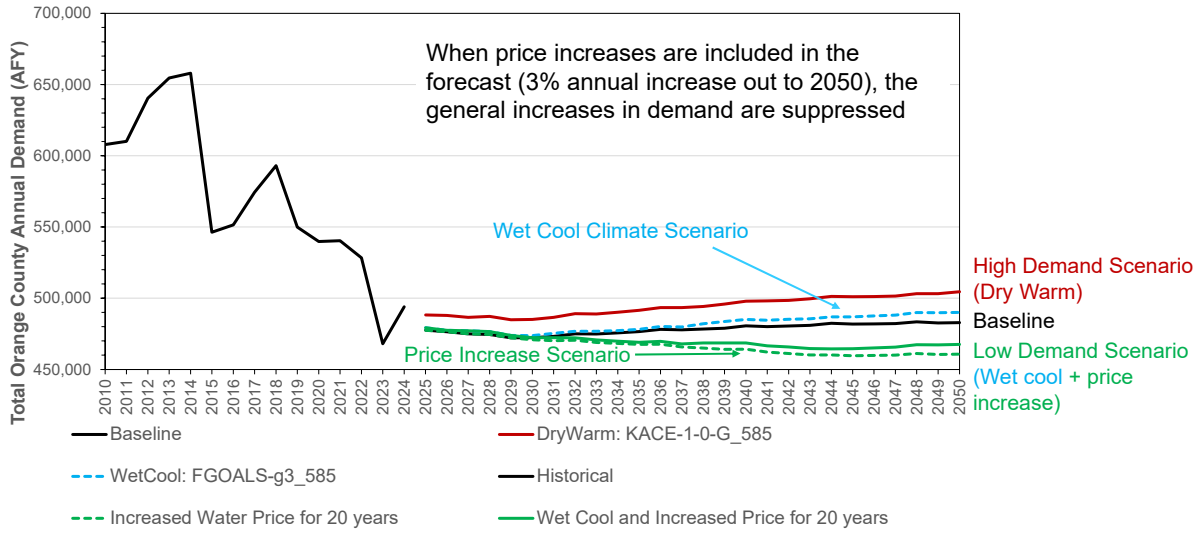

Hazen

UWMP Requirements

Long term projected water use over the next 20 years, in 5-year increments, for a normal year, single dry year, and five consecutive dry years

- **Normal Year:** The demand a Supplier considers to occur during normal conditions. Could be a single year or averaged range of years that most closely represents the average water demand.
  Provided by Baseline Forecast
- **Single Dry Year:** A year that represents the highest water demand on the Supplier.
  Provided by finding the historical year most sensitive to all weather parameters (2010 – present) across all sector sales, calculated by a Hot Dry Index (HDI)
- **Five Consecutive Year Drought:** The demand during the driest five-year historical sequence for the Supplier.
  Provided through a separate regression on total Orange County demand and historical weather (2004 – present). Trends in historical regional water use were correlated with trends in observed weather conditions to develop a set of factors to describe the potential impact of consecutive dry years. Estimates potential demands without supply constraints (assumes no curtailments instated during the hot dry spell).

Hazen

UWMP Forecasts

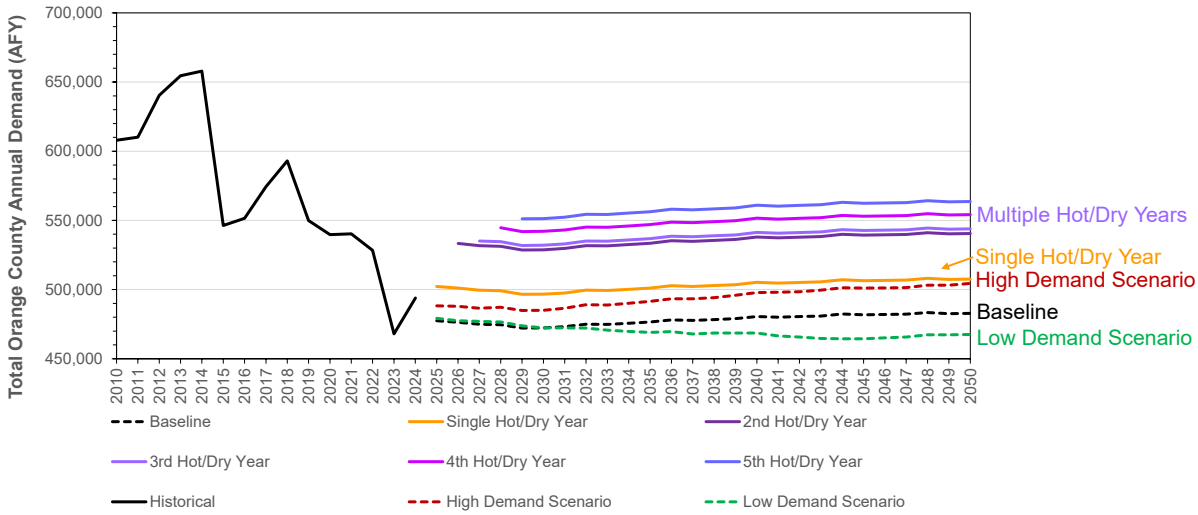

Hazen

Item No. 2

ACTION ITEM
November 19, 2025

TO: **Board of Directors**

FROM: **Planning & Operation Committee**

Harvey De La Torre, General Manager

Staff Contact: Rachel Davis, Water Loss Control Programs Manager

SUBJECT: **AWARD OF CONTRACT FOR WATER LOSS CONTROL TECHNICAL ASSISTANCE**

STAFF RECOMMENDATION

Staff recommends the Board of Directors authorize the General Manager to enter into a five-year professional services agreement with E Source Companies LLC., effective January 2026, in an amount not to exceed $2.25 million, to provide Choice-based Technical Assistance to Orange County retail water agencies for Water Loss Control regulation compliance, as well as Core-based work group support, regulatory review, and Technical Assistance to MWDOC.

COMMITTEE RECOMMENDATION

(To be determined at Committee Meeting)

REPORT

Purpose

The purpose of this action is to enter into a new five-year professional services agreement with E Source Companies LLC (E Source), effective January 2026, to continue MWDOC's Water Loss Control Technical Assistance Program. The agreement provides two types of service: (1) Core services, including workgroup and technical support, as well as regulatory guidance funded by MWDOC for regional benefit; and (2) Choice services, including one-on-one technical assistance, funded by individual retail agencies that elect

Budgeted: ☒ Yes ☐ No ☐ N/A		Budgeted amount: FY 25-26 $90,000 Core
Core: ☒	Choice: ☒	Movement between funds: ☐ Yes ☒ No
Action item amount: $450,000 over five-years Core; $1.8 million over five-years Choice		

to participate. Both service types help agencies prepare for the 2028 water loss and Urban Water Use Objective compliance deadlines.

Background

In October 2015 and again in October 2020, the MWDOC Board of Directors authorized staff to implement Water Loss Control Technical Assistance Program to support member agency compliance with Senate Bills 1420 and 555.

Over the past decade, MWDOC's Water Loss Control Program successfully built regional expertise in water loss recovery strategies and in the implementation of those strategies by retail water agencies. All 30 retail agencies in Orange County have participated in at least one Water Loss Control program. The program has validated 277 Annual Water Audits, helping agencies quantify real and apparent losses and identify cost-effective recovery strategies.

There is strong support among the member agencies for continuing the Water Loss Control Workgroup and one-on-one technical assistance. To do so, the MWDOC Administrative Code requires staff to rebid the professional services components of this program, as it will have been in place for two five-year periods at the close of December 2025. Staff propose continuing to offer the Water Loss Control Workgroup and one-on-one technical assistance, as detailed below.

Request for Proposals (RFP) Process

On July 29, 2025, staff released the RFP on the District website and sent the opportunity to 14 qualified consultants, with proposals due August 18, 2025. The RFP requested pricing for four Core Tasks and seven Choice Tasks over a five-year period. One proposal was received from E Source and found to be responsive and complete.

To review the proposal, a proposal evaluation committee (Committee) was formed comprising one MWDOC staff member and retail agency staff members from the City of Fountain Valley, the South Coast Water District, and the City of Fullerton. The Committee concluded unanimously that E Source met the selection criteria.

Although only one proposal was received, E Source is well-qualified to continue this work, as it possesses relevant experience, a highly capable consultant team, reasonable pricing, a strong record of assisting MWDOC and Orange County agencies, and has proposed value-added tasks beyond those defined in the RFP. For these reasons, the Committee recommends that E Source be selected to provide Water Loss Control Technical Assistance for the next five years.

Scope of Work

The scope of Water Loss Technical Assistance services desired over the next five years was broken into Core and Choice components. Core services are funded by MWDOC and provide regional benefits to all agencies. Choice services are funded by individual agencies.

For Component 1, MWDOC will budget $90,000 annually ($450,000 over five years) for Tasks 1 and 2. Tasks 3 and 4 will be budgeted separately as needed.

Component 1 – Technical Assistance to MWDOC	Estimated Cost Per Task:
Task 1: MWDOC Water Loss Control Workgroup Support	Time and materials
Task 2: Water Loss Policy Review	Time and materials
Task 3: Water Balance Validation	$2,700.00
Task 4: Shared Services Technical Support	Time and materials

For Component 2, E Source provided a tiered pricing structure that allows agencies to select the level of support they need. Low-cost options serve agencies with existing expertise, comprehensive data, and the support they need. High-cost options provide more intensive assistance for agencies requiring additional support.

Based on historical participation rates, Component 2 services are projected to cost $1.7 to $1.8 million over five years, paid entirely by participating retail agencies (some using Metropolitan Conservation Credits Program funding). MWDOC incurs no direct costs for Component 2.

Component 2 – One-on-One Technical Assistance to Retail Water Agencies	Estimated Cost Per Task:	
	Low Level of Effort	High Level of Effort
Task 1: Technical Assistance Administration	$2,200.00	$2,200.00
Task 2: Technical Assistance to Compile a Distribution System Water Audit	$11,240.00	$16,360.00
Task 3: Source or Production Meter Volumetric Accuracy Test	$9,270.00	$15,130.00
Task 4: Billing Data Chain Assessment	$19,350.00	$33,510.00
Task 5: Component Analysis		
➢ A. Gap Analysis	$5,560.00	$6,940.00
➢ B. Real Loss Component Analysis	$16,180.00	$29,770.00
➢ C. Apparent Loss Component Analysis	$4,420.00	$19,900.00
Task 6: Water Board Information Order Response, Variance, or Off-Ramp Assistance	$1,450.00 $6,060.00 $8,020.00	$2,900.00 $7,960.00 $13,680.00
Task 7: Water Loss Team Development		
➢ A. Process Maps	$7,560.00	$13,760.00
➢ B. Educational Workshops	$5.520.00	$7,900.00

The Technical Assistance Program is anticipated to evolve over the next five years as agencies advance water loss control activities. As such, the Component 2 Tasks described herein represent the initial tasks for the next five years, and new tasks may be added as needed.

Next Steps

Staff recommends the Board of Directors select Option #1, authorizing the General Manager to enter into a five-year professional services agreement with E Source Companies LLC., in an amount not to exceed $2.25 million, to provide Choice-based Technical Assistance to Orange County retail water agencies for Water Loss Control regulation compliance, as well as Core-based work group support, regulatory review, and Technical Assistance to MWDOC.

ALIGNMENT WITH BOARD STRATEGIC PRIORITIES

- ☒ *Clarifying MWDOC's mission and role; defining functions and actions.*
- ☐ *Balance support for Metropolitan's regional mission and OC values and interests.*
- ☒ *Strengthen communication and coordination of messaging.*
- ☒ *Work with member agencies to develop water supply and demand objectives.*
- ☒ *Solicit input and feedback from member agencies.*
- ☐ *Invest in workforce development and succession planning.*

BOARD OPTIONS

Option #1: Staff recommends the Board of Directors authorize the General Manager to enter into a five-year professional services agreement with E Source Companies LLC., effective January 2026, in an amount not to exceed $2.25 million, to provide Choice-based Technical Assistance to Orange County retail water agencies for Water Loss Control regulation compliance, as well as Core-based workgroup support, regulatory review, and Technical Assistance to MWDOC.

Fiscal Impact: This program utilizes a combination of Choice-based member agency funding, budgeted Core-based funding, and Metropolitan Conservation Credits Program funding. Depending on the number of agencies that participate, the Choice-based contract amount could reach $1.8 million over the five years of program implementation. Water Loss Control Technical Core-based assistance to MWDOC would be provided at an annual cost not to exceed $90,000.

Option #2: Take no action.

Fiscal Impact: Member agencies will miss an opportunity to take advantage of Metropolitan funding and lower pricing due to economies of scale.

Attachments/Links:
N/A

Item No. 3

ACTION ITEM
November 19, 2025

TO: **Board of Directors**

FROM: **Planning & Operations Committee**

Harvey De La Torre, General Manager

Staff Contact: Rachel Davis, Water Loss Control Programs Manager

SUBJECT: **UPDATE TO WATER LOSS CONTROL PARTICIPATION AGREEMENTS**

STAFF RECOMMENDATION

Staff recommends the Board of Directors authorize the General Manager to execute updated Water Loss Control Participation Agreements with the MWDOC member agencies, City of Anaheim, City of Fullerton, and City of Santa Ana to facilitate Water Loss Control and Shared Services.

COMMITTEE RECOMMENDATION

(To be determined at Committee Meeting)

REPORT

Purpose

MWDOC currently administers the Water Loss Control Program utilizing two separate agreements: the Technical Assistance Program Agreement (established 2016) and the Shared Services Program Agreement (established 2019). This action consolidates both programs into a single agreement to reduce administrative burden and improve clarity.

The consolidated Participation Agreement reflects current offerings while maintaining MWDOC's ability to provide services and programmatic support to participating agencies and receive reimbursement for program costs. This structure benefits all parties by

Budgeted: ☐ Yes ☐ No ☒ N/A		Budgeted amount: N/A
Core: ☐	Choice: ☒	Movement between funds: ☐ Yes ☒ No
Action item amount: $0		

providing both economies-of-scale services and the ability to collaboratively pursue joint external funding as a contiguous county for many of these activities.

Annually, each participating agency selects which Shared Services activities it wants to participate in and executes an exhibit authorizing the funding. All 30 Orange County Retail Water agencies have participated at some point during the program's history, though participation levels vary widely across agencies and from year to year. Each agency is responsible for monitoring its respective activities under the Water Loss Control Participation Agreement and tracking its total funding obligations.

Discussion

The proposed Water Loss Control Participation Agreement consolidates existing programs into a single five-year agreement, offering several administrative improvements:

- **Aligned schedules**: Both programs operate on the same annual cycle within a five-year term, with aligned program schedules.
- **Reduced burden**: Participating agencies complete one legal review, instead of two, resulting in reduced member agency administrative staff time.
- **Maintained flexibility**: Agencies continue to elect services annually
- **Administrative Code compliance**: Five-year terms align with MWDOC Administrative Code requirements

Currently, the Technical Assistance Agreement has no expiration date, while the Shared Services Agreement expires June 30, 2029. Consolidating these now provides administrative efficiency with no perceived drawbacks.

Program Scope and Participation

MWDOC currently offers eleven different Water Loss Control Shared Services to participating agencies. Three services are performed in-house by MWDOC staff (including the Distribution System Leak Detection Program), and eight are performed by consultants. Table 1 lists all current offerings.

Over the last five years, participating agencies have collectively signed up for $2.6 million in Water Loss Control Shared Services, demonstrating substantial program utilization and value.

Table 1. Water Loss Control Shared Services. Tasks 1, 2, and 4 performed in-house by MWDOC staff; Tasks 3 and 5-11 performed by consultants.

Water Loss Control Shared Services	
Task 1:	Water Audit Validation
Task 2:	Customer Meter Accuracy Testing
Task 3:	Distribution System Leak Detection A. System Survey B. Suspected Leak Investigation
Task 4:	Distribution System Pressure Survey
Task 5:	Technical Assistance Administration
Task 6:	Technical Assistance to Compile a Distribution System Water Audit
Task 7:	Source or Production Meter Volumetric Accuracy Test
Task 8:	Billing Data Chain Assessment
Task 9:	Component Analysis A. Gap Analysis B. Real Loss Component Analysis C. Apparent Loss Component Analysis
Task 10:	Water Board Information Order Response, Variance, or Off-Ramp Assistance
Task 11:	Water Loss Team Development A. Process Maps B. Educational Workshops

Next Steps

Staff recommends the Board of Directors select Option #1, authorizing the General Manager to execute updated five-year Water Loss Control Participation Agreements with the MWDOC member agencies and the Cities of Anaheim, Fullerton, and Santa Ana, consolidating the Water Loss Control Technical Assistance and Shared Services programs.

ALIGNMENT WITH BOARD STRATEGIC PRIORITIES

☒ *Clarifying MWDOC's mission and role; defining functions and actions.*
☐ *Balance support for Metropolitan's regional mission and OC values and interests.*
☐ *Strengthen communication and coordination of messaging.*
☒ *Work with member agencies to develop water supply and demand objectives.*
☒ *Solicit input and feedback from member agencies.*
☐ *Invest in workforce development and succession planning.*

BOARD OPTIONS

Option #1: Authorize the General Manager to execute Water Loss Control Participation Agreements with the MWDOC member agencies, City of Anaheim, City of Fullerton, and City of Santa Ana for Water Loss Control Shared Services.

Fiscal Impact: This agreement allows for the invoicing of the participating agencies based on their annual program participation.

Option #2: Take no action.

Fiscal Impact: Member agencies will miss an opportunity to take advantage of Metropolitan funding and lower pricing due to economies of scale. MWDOC no longer receives funding for in-house Water Loss Control Shared Services, such as Distribution System Leak Detection.

Attachments/Links:
N/A

Item No. 4

ACTION ITEM
November 19, 2025

TO: **Board of Directors**

FROM: **Planning & Operations Committee**

Harvey De La Torre, General Manager

Staff Contact: Vicki Osborn, Director of Emergency Management
Gabby Landeros, WEROC Specialist

SUBJECT: **WEROC SHARED FACILITIES USE AGREEMENT WITH EL TORO WATER DISTRICT**

STAFF RECOMMENDATION

Staff recommends that the Board of Directors authorize the General Manager to execute the WEROC Shared Facilities Use Agreement with El Toro Water District.

COMMITTEE RECOMMENDATION

(To be determined at Committee Meeting)

REPORT

Purpose

To establish a Shared Facilities Use Agreement with El Toro Water District (ETWD) allowing WEROC to securely store and maintain its Mobile Command Vehicle at ETWD's facility, ensuring rapid deployment and enhanced regional emergency response capabilities.

Discussion

WEROC serves as the Operational Area Water and Wastewater Mutual Aid Coordinator for Orange County, providing resource coordination and communication support during emergencies affecting water and wastewater utilities. WEROC recently acquired a

Budgeted: ☐ Yes ☐ No ☒ N/A		Budgeted amount: N/A
Core: ☐	Choice: ☐	Movement between funds: ☐ Yes ☒ No
Action item amount: N/A		

Mobile Command Vehicle (MCV, previously referred to as Mobile EOC). The MCV is a specially equipped resource designed to serve as a mobile hub for communication and coordination during major incidents and emergencies.

As a longstanding partner with ETWD, both agencies are proposing to accommodate WEROC's request to use a portion of ETWD's Main Office campus yard as a designated storage location for the MCV. The vehicle will be housed in a secured parking space adjacent to the rear of ETWD's Field Administration Office. By housing the MCV, ETWD helps ensure that this regional asset is secure and available for rapid deployment in the event of an emergency.

Staff and legal counsel for both agencies worked to develop a facilities use agreement for the subject use of ETWD's property. The key provisions of the agreement include an initial term of ten years from the effective date that may be extended in five-year increments upon mutual written agreement.

Through the agreement, MWDOC/WEROC agrees to indemnify, defend, and hold harmless ETWD, its officers, employees, and agents from claims or damages arising out of WEROC's use of ETWD's facility. ETWD is not liable for loss or damage to WEROC equipment except in cases of gross negligence or intentional misconduct by ETWD. There are no direct costs or revenues associated with this agreement. ETWD is providing the use of its facility at no charge, consistent with its commitment to mutual aid and emergency preparedness.

Next Steps

Staff recommends that the Board of Directors authorize the General Manager to execute the WEROC Shared Facilities Use Agreement with ETWD. Following approval, staff will coordinate with ETWD on site preparation, access, and ongoing maintenance and compliance for the MCV storage location.

ALIGNMENT WITH BOARD STRATEGIC PRIORITIES

- ☒ *Clarifying MWDOC's mission and role; defining functions and actions.*
- ☐ *Balance support for Metropolitan's regional mission and OC values and interests.*
- ☐ *Strengthen communication and coordination of messaging.*
- ☐ *Work with member agencies to develop water supply and demand objectives.*
- ☐ *Solicit input and feedback from member agencies.*
- ☐ *Invest in workforce development and succession planning.*

BOARD OPTIONS

Option #1: Authorize the General Manager to execute the WEROC Shared Facilities Use Agreement with El Toro Water District.

Fiscal Impact: There are no fiscal impacts to ETWD or MWDOC, as no facility or service fees are required under the agreement.

Option #2: Decline approval and provide an alternative direction to staff for housing the MCV.

Fiscal Impact: None.

Attachments/Links:
Attachment 1: Shared Facilities Use Agreement with El Toro Water District (ETWD) and the Municipal Water District of Orange County (MWDOC)

SHARED FACILITIES AND HOLD HARMLESS AGREEMENT
USE OF EL TORO WATER DISTRICT PROPERTY FOR
WATER EMERGENCY RESPONSE ORGANIZATION OF ORANGE COUNTY'S
MOBILE COMMAND VEHICLE

This SHARED FACILITIES AND HOLD HARMLESS AGREEMENT (this "Agreement"), dated as of [date], is entered into by and between EL TORO WATER DISTRICT (ETWD), and MUNICIPAL WATER DISTRICT OF ORANGE COUNTY (MWDOC) on behalf of the WATER EMERGENCY RESPONSE ORGANIZATION OF ORANGE COUNTY (WEROC).

SECTION 1- RECITALS

WHEREAS, WEROC serves as the Operational Area Water and Wastewater Mutual Aid Coordinator for information sharing and resource coordination when disasters affect the water and wastewater utilities in Orange County. WEROC is a program within MWDOC, and MWDOC provides management oversight for the program in coordination with the other WEROC funding agencies and with WEROC participants;

As a longstanding WEROC participant and dedicated partner ETWD has volunteered a portion of its facility grounds, located at 24251 Los Alisos Boulevard, Lake Forest, California, 92630 ("Facilities"), to serve as a designated storage site for WEROC's Mobile Command Vehicle ("MCV"). The MCV will be stored in a parking space adjacent to the rear entrance of the ETWD Field Administration Office as referenced in Exhibit A. The MCV is a specially equipped vehicle designed to serve as a centralized, mobile hub for communication and coordination. Said Facilities will provide a secure location housing the MCV, ensuring readiness for deployment to emergencies which affect the water and wastewater utilities in Orange County ("Activities");

ETWD and MWDOC on behalf of WEROC, desire to set forth their intentions and understandings as to the terms and conditions for use of the ETWD facility grounds.

SECTION 2- DEFINITIONS

As used in this Agreement, the following terms shall have the following meanings:

(1) Definitions:

(a) "Agreement" shall have the meaning ascribed to such term in the preamble hereto.

(b) "Facility" or "Facilities" shall mean facility grounds to be provided by or on Behalf of ETWD to WEROC pursuant to the terms and conditions of this Agreement.

(c) "Owner" shall mean ETWD who owns facility grounds located at 24251 Los Alisos Boulevard, Lake Forest, California, 92630, to be provided to WEROC.

(d) "Parties" shall mean ETWD and MWDOC on behalf of WEROC.

(e) "User" shall mean employees, agents, or representatives of WEROC who has requested the use and access of the facility grounds located at 24251 Los Alisos Boulevard, Lake Forest, California, 92630.

SECTION 3- FACILITIES AND SERVICES

NOW, THEREFORE, in consideration of the terms and conditions contained herein, the sufficiency of which are hereby acknowledged, the Parties hereby agree as follows:

WEROC has requested the use of the facility located at 24251 Los Alisos Boulevard, Lake Forest, California, 92630, for the purpose of safe storage for the MCV.

SECTION 4-TERMS AND CONDITIONS

(1) Assumption of Risk

The User acknowledges and assumes all risks associated with the use of the facility, including but not limited to risks of injury, property damage, or loss.

(2) Indemnification and Hold Harmless

(a) Liability:

MWDOC/WEROC agrees to indemnify, defend, and hold harmless the Owner (ETWD), its officers, employees, agents, and representatives from any and all claims, liabilities damages, losses, or expenses arising out of or related to:

(i) MWDOC/WEROC use of the facility;

(ii) Any acts or omissions by the User, its employees, agents, contractors, participants, or guests; or

(iii) Any accidental injury or damage occurring during the use of the facility.

(b) Exclusions

This Agreement does not absolve the Owner from liability for acts of gross negligence or intentional misconduct.

ETWD shall not be liable for loss or damage to WEROC equipment, materials, caused by burglary, vandalism, fire, water damage, rodents, wind, earth movement or other natural or human causes other than the willful or intentional acts of ETWD's employees, officers or agents. MWDOC/WEROC shall be responsible for all their own employees', officers' or agents' activities while using the space allocated for WEROC use.

SECTION 5- INSURANCE REQUIREMENT

User agrees to provide a Certificate of Insurance evidencing general liability coverage with minimum limits of coverage, and Automotive Liability Insurance.

SECTION 6- COMPLIANCE WITH LAWS

User agrees to comply with all applicable laws, regulations, and ordinances during their use of the facility.

SECTION 7- TERM AND TERMINATION

The term of this Agreement shall be from [date] (“Effective Date”) to the date which is ten (10) years from the Effective Date (“Term”), unless earlier terminated as provided herein. Said Term may be extended for additional terms of five (5) years each (“Extended Term(s)”) upon the mutual written agreement of both Parties, in their sole discretion, prior to expiration of the Term or any Extended Term which may be in effect. Both Parties have the right to terminate this Agreement at any time, for any reason or no reason, upon six (6) months prior written notice to the other Party. In the event of said termination by ETWD, it is the intention of the Parties that ETWD will, if possible, afford WEROC a reasonable amount of time to secure an alternative MCV storage location for relocation.

SECTION 8- USE AND FEES

Upon the Effective Date, no Facility/Service Fee shall be due or payable by MWDOC to ETWD.

SECTION 9- ACKNOWLEDGMENT

AUTHORIZED REPRESENTATIVE: MWDOC represents and warrants that it is the Authorized Representative of WEROC and that it is authorized by WEROC and its participants to execute this Agreement on their behalf.

IN WITNESS WHEREOF, each of the Parties hereto has caused this instrument to be executed by its respective officials theretofore duly authorized by the legislative body thereof. By signing below, the Parties agree to the terms outlined in this Agreement.

El Toro Water District	Municipal Water District of Orange County
By: _____	By: _____
Date: _____	Date: _____
By: _____	By: _____
Date: _____	Date: _____

Item No. 5

INFORMATION ITEM
November 3, 2025

TO: **Planning & Operations Committee**

FROM: **Harvey De La Torre, General Manager**

Staff Contact: Damon Micalizz, Director of Public Affairs

SUBJECT: **2026 TENTATIVE WATER POLICY FORUM DATES**

STAFF RECOMMENDATION

Staff recommends the Planning & Operations Committee receive and file the information.

REPORT

Purpose

For planning purposes, this item presents the tentative Water Policy Forum dates for the 2026 calendar year.

Background

The Municipal Water District of Orange County's (MWDOC) Water Policy Forum & Dinners showcase high-profile speakers leading today's public policy discussions. Featuring water industry experts, political and regulatory officials, and other key figures, these events provide valuable insights on critical water issues and initiatives shaping our future. The program advances MWDOC's mission by informing stakeholders, fostering dialogue, and strengthening relationships across agencies and jurisdictions.

MWDOC has consistently convened the Water Policy Forum & Dinner to spotlight top policy voices, most recently with The Metropolitan Water District General Manager Deven Upadhyay and Department of Homeland Security Deputy Secretary Troy Edgar. These events draw a regional audience and provide practical policy takeaways for Orange County water agencies. The Forum is typically hosted at The Westin South Coast Plaza in Costa Mesa, with a 5:30 p.m.–8:00 p.m. format (reception, plated dinner, and keynote speaker).

Budgeted: ☒ Yes ☐ No ☐ N/A		Budgeted amount: $9,000
Core: ☒	Choice: ☐	Movement between funds: ☐ Yes ☒ No
Action item amount: N/A		

Discussion

Staff propose two Water Policy Forum & Dinners in 2026. The first is proposed for Monday, January 26, 2026, and the second at a date to be determined in the Summer of 2026. The Water Policy Dinners will take place again at the Westin South Coast Plaza in Costa Mesa, pending venue holds and speaker confirmations. The January 26th Water Policy Dinner will also commemorate MWDOC's 75th Anniversary.

An important consideration is that MWDOC is the lead agency for planning the OC Water Summit in 2026, which will take place in the Fall.

Next Steps

Staff will continue to plan and execute MWDOC's signature event, the Water Policy Forum and Dinner, in 2026.

ALIGNMENT WITH BOARD STRATEGIC PRIORITIES

- ☒ *Clarifying MWDOC's mission and role; defining functions and actions.*
- ☐ *Balance support for Metropolitan's regional mission and OC values and interests.*
- ☒ *Strengthen communication and coordination of messaging.*
- ☐ *Work with member agencies to develop water supply and demand objectives.*
- ☐ *Solicit input and feedback from member agencies.*
- ☐ *Invest in workforce development and succession planning.*

Attachments/Links:
N/A

Public Affairs Department: Activity Highlights



COORD. PARTNER EVENT
NOV. 6 | *Register at:*
https://tinyurl.com/AVO4ALL



HOSTED MEMBER AGENCIES PUBLIC AFFAIRS WORKGROUP MEETING



RICKY ON THE ROAD: YLWD OPEN HOUSE



54% OPEN RATE
Industry Standard 28%
https://tinyurl.com/3vsvsat6



SPEAKERS BUREAU: FULLERTON GARDEN CLUB



HOSTED A TABLE AT H2O FOR HOAS



CREATED A WATER PROFESSIONALS APPRECIATION WEEK CAMPAIGN



7.77% SOCIAL MEDIA ENGAGEMENT RATE
A Good Rate is 1-5%

ENGINEERING & PLANNING	
Orange County Water Demand Forecast Project and 2025 Urban Water Management Plan	See Presentation Item #1 of this P&O Packet: Subject Matter Expert from Hazen & Sawyer will be providing a presentation on the demand projection methodology and findings to the P&O Committee at the November 3, 2025 committee meeting.
MWDOC Geographic Information Systems (GIS) Implementation	MWDOC completed a GIS Needs Assessment with consultant FLO Analytics and presented it to the P&O Committee in August 2025. The MWDOC GIS Needs Assessment evaluated the use of GIS at MWDOC, identified future GIS needs and priorities, and established a five-year road map tied to District goals. Priorities identified for the first two years include developing internal GIS governance and standards to provide guidance for improving MWDOC's trusted data hub; and implementing "Esri Enterprise GIS" (Portal) in conjunction with "Esri ArcGIS Online" for consistent and unified software tools, data management, and analysis tools. MWDOC staff are preparing a Request for Proposal (RFP) to invite qualified and experienced consulting firms to submit a proposal to assist with the Year 1 implementation of a MWDOC GIS system. The RFP is anticipated to be released in late 2025 and the recommendation of consultant contract award to the Board in spring 2026.
Upcoming Metropolitan Shutdowns	Metropolitan has scheduled three upcoming shutdowns in the Fall/Winter 2025 and Spring 2026 timeframe with impacts to Orange County, including • Lake Mathews Shutdown (November 3-13, 2025) – Junction shaft gate maintenance and survey work to complete work that was started in July 2025. • Diemer Water Treatment Plant Shutdown (March 2-8, 2026) – Installation of backup chlorine feed lines, diffusers, and additional sampling lines to provide additional redundancy. • Irvine Cross Feeder Shutdown (April 8-10, 2026) – Pre-stressed Concrete Cylinder Pipe (PCCP) inspection.

General Managers Report
WEROC Status Report

October 2025

INCIDENTS/EVENTS
(EVENTS LISTED ONLY INCLUDE WEROC INVOLVEMENT. EVENTS AND INCIDENTS HAPPEN EVERYDAY, BUT MAY NOT REQUIRE REPORTING, OR COORDINATION WITH WEROC)

Theft - 1 agency
Cyber Incident (Assistance to OCIAC non-Water) - 1 agency
Water Main Break – WEROC Logistic Request - 1 agency
Weather Event (Rain) Airport Fire Debris Flow Plan Activation – 2 agencies

WEROC MEMBER AGENCY PLANNING, COORDINATION AND PROGRAM EFFORTS

America's Water Infrastructure Act (AWIA) Compliance
Agency Coordination and Support
In October, work progressed with Tier 2 agencies on their Risk and Resilience Assessment (RRA) workshops. Four workshops were completed in October, and the overall Tier 2 RRA project remains on schedule to meet the December 31, 2025, deadline.

Janine continues to provide project coordination support to Vicki, including participation in the MWDOC AWIA monthly progress meeting with Herndon Solutions Group (HSG) and attending the multiple agency meetings.

October 6: Gabby and Janine attended the San Clemente Risk and Resilience #2 Workshop.
October 7: Gabby attended the La Habra Risk and Resilience #2 Workshop.
October 22: Gabby attended the Fountain Valley Risk and Resilience Assessment Workshop #2.
October 27: Janine attended the AWIA Risk Assessment Workshop #2 for Fountain Valley.
October 30: Vicki, Janine, and Gabby attended the virtual MWDOC AWIA monthly progress report with Herndon Solutions Group (HSG).

South Coast Water District EOC Assessment Assistance

Vicki visited South Coast Water District on October 13 to meet with the EOC team and conduct an assessment of the room and location designated for use as their primary Emergency Operations Center (EOC). The visit included discussions on layout, functionality, and readiness considerations for future activations. Vicki will be developing a report for their use with recommendations.

Regional Fuel Planning Project

WEROC continues to advance the Regional Fuel Planning Database to enhance emergency fuel supply and distribution coordination. As of October, 32 of 36 agencies have completed surveys and are participating in the project. WEROC reviewed the data and facilitated a discussion with member agencies during the October Quarterly Meeting to identify gaps and define next steps for regional coordination.

On October 3, Vicki had a phone call with HSG Program Manager Vicki White to discuss possible next steps dependent on the outcome from the WEROC Quarterly Meeting and survey results.

WEROC Coordination Meeting

The WEROC team held the Quarterly Meeting with member agencies on October 20, 2025. The agenda of topics covered and discussed included:

- *EPA Presentation, "Supply Chain Technical Assistance"*
- AWIA & HMP Updates
- Fuel Survey Results and Next Steps
- WEROC Trainings and Exercises Calendar
- Cybersecurity Awareness
- Wastewater Updates
- UASI Grant Update/Water Trailers
- Legislation Update (Water/Emergency Management)
- CalOES Public Assistance
- EPA Supply Chain
- CalWARN Updates
- Roundtable

Vicki is happy to provide additional details or answer any questions regarding the items outlined above.

WEROC Personnel Update (Succession Planning)

Janine is preparing for retirement and has begun reviewing her programs and assignments to develop a transition blueprint for the incoming WEROC Coordinator or Specialist. She is collaborating with Vicki and Gabby to design an approach that ensures a smooth handoff and continued program success. Interviews for the position have

begun, and the transition plan will be refined to ensure an effective onboarding process and continued program success.

WEROC, County, State and Federal Plan/Document Updates or Review

Vicki reviewed and provided guidance to the following Plans/Documents:

- Airport Fire Debris Flow Plan (County)
- Standardized Emergency Management System Charter and Working Group Documents (CalOES)

WEROC Presentations, Training and Exercises

Presentations

October 8: CWEA Keynote Speaker (Vicki)
October 15: City of Villa Park Emergency Recovery Seminar w/ Serrano WD (Vicki)
October 16: MWDOC Managers Cyber (Vicki)
October 21: Public Affairs Workgroup Meeting (Vicki)
October 30: MARAC – Working with Water in So Cal (Vicki)

Upcoming Presentations (November look ahead):

None

Training & Exercises/Drills

October 7: WebEOC Water Agency Training (Janine)
October 8: WEROC Monthly Radio Test (Vicki)

Look Ahead Training Requests Received from Member Agencies:

City of Brea: ICS 300 – Feb 24-26, 2026 (Vicki)
City of Brea: ICS 400 - March TBD 2026 (Vicki)
City of Orange: 100/700 Jan or Feb TBD, 2026
ETWD: TTX EQ Exercise – Jan 20, 2026 (Vicki)
MNWD: ICS 100/700, February 11, 2026 (Vicki)
MNWD: ICS 200/800 Fab 18, 2026 (Vicki)
OC Sans: G191 – Feb 3 & 17, 2026 2026 (Vicki)
OCHCA: ICS 400 - Dec 3 & 4, 2025 (Vicki)
OCWD: EOC/EM 5 Part Series (Custom) Dates (Mar – May) 2026 (Vicki)
OCWD: TTX Exercise – May 28, 2026 (Vicki) (tentative)
SCWD: ICS 100/700 - Nov 5, 2025 (Vicki)
SCWD: ICS 200/800 - Dec 2, 2025 (Vicki)
SCWD: TTX Exercise – Feb TBD 2026 (Vicki)
WEROC: SAP Training – Jan 20, 2026 (Vicki Coordinating with Instructor)

Staff Training

Gabby has received her Emergency Management Outreach Instructor # which will enable her to support member agencies with training requests alongside Vicki.

Gabby is aligning MWDOC staff training with the newly created position task books and has developed a tracking file to support compliance and potential audits. All staff are required to complete National Incident Management System (NIMS) of 100 and 700 training by January 31, 2026, to ensure compliance for public employees. To assist, Gabby has established office hours to help staff complete the independent study courses. Office hour dates are tentative due to access to the federal website.

Operational Area, State and Federal Activities & Meetings Key

October 2: OCEMO Monthly Meeting:
Gabby and Janine attended the monthly OCEMO meeting, which included presentations from the City of Fullerton on the "Raymer Incident" and the Emergency Management Role, and The Tsunami Annex by the Orange County's Emergency Management Division.

October 6: Verizon PPT Equipment Meeting
Vicki attended the PTT Verizon Webinar to talk about potential resources for some of the WEROC water agencies looking for another interoperability opportunity.

October 6: MWDOC GIS Meeting
Vicki participated in the MWDOC GIS Discussion Meeting with other departments to review current project considerations.

October 7: Orange County Water District Emergency Response Plan Revision
Vicki met with OCWD to assist with their update of their Emergency Response Plan, and to discuss the future training in Spring of 2026, they are looking for.

October 9: California Emergency Services Association-Southern Chapter Fall Program
Vicki attended the fall CESA Southern Chapter Program that focused on Flooding and Recovery. Vicki also facilitated a listening session with members on needs and future expectations.

October 10: National WARN Meeting
Vicki attended the bi-weekly National WARN meeting

October 15: Standardized Emergency Management System (SEMS) Revision Committee
Vicki attended the SEMS Guidance Revision Committee Meeting. She recently was added to this group as a SME representing special districts as Vicki noticed there was no representation on this group for special district as part of the statewide revision which will change the government code. This revision is being led by CalOES.

October 16: MWDOC Managers Meeting
Janine attended the MWDOC Managers & Cyber Meeting in support of Vicki's WEROC presentation with the OCIAC.

October 21: MWDOC PUBLIC AFFAIRS WORKSHOP
Janine and Gabby attended the Public Affairs Workshop in support of Vicki's WEROC Presentation. Vicki provided a WEROC 101 overview, and the group inquired about available PIO training and if WEROC would assist PIOs with coordinating a TTX Exercise in the future.

October 21: CalWARN Monthly Board Meeting
Vicki attended and facilitated the monthly Regional CalWARN Board Meeting as part of her 2025 leadership role. Discussion topics included the CalWARN website update, governance revisions, and the reintroduction of representatives from the American Water Works Association, California–Nevada Section (AWWA CA/NV), the Division of Drinking Water (DDW), the U.S. Environmental Protection Agency (EPA), and the California Utilities Emergency Association (CUEA).

October 22: California Emergency Services Association Southern Chapter Tour with Western Water
Gabby attended other southern emergency managers in a critical infrastructure tour of Western Water's wastewater plant in Riverside to gain insight about challenges, impacts, and strategies employed by safety and operations teams in managing routine activities to emergency incidents.

October 22: Airport Post Fire Debris Flow Planning Meeting
Vicki attended an Airport Post-Fire Debris Flow Planning Meeting to review recent operational challenges and updates following the last activation. The discussion allowed participating agencies to align on current procedures and provided valuable refresher training for those unfamiliar with the plan or recent year-two changes.

October 23: Center of Demographic Research Atlas Project Recap Meeting:
Janine and Gabby attended the meeting with the Center of Demographic Research (CDR) Team to go over Janine lead the discuss regarding lessons learned from the 2025 WEROC Atlas Update.

October 28: EOC Academy 101 Working Group:
Gabby attended the EOC Academy 101 Working Group planning session to support the development of future training opportunities for new and existing EOC responders across Orange County.

Status of Water Use Efficiency Projects
October 2025

Description	Lead Agency	Status % Complete	Scheduled Completion or Renewal Date	Comments
SoCal Water$mart Residential Indoor Rebate Program	MWDSC	Ongoing	Ongoing	In September 2025, 120 high-efficiency clothes washers and 20 residential premium high-efficiency toilets were installed in Orange County. To date, 131,377 high-efficiency clothes washers and 61,993 high-efficiency toilets have been installed through this program.
SoCal Water$mart Commercial Rebate Program	MWDSC	Ongoing	Ongoing	In September 2025, 164 commercial premium high-efficiency toilets were installed in Orange County. To date, 119,826 commercial devices have been installed through this program.
Flow-Monitoring Device Rebate Program	MWDSC	Ongoing	Ongoing	In September 2025, 15 flow-monitoring devices were installed in Orange County. To date, 1,035 flow-monitoring devices have been installed through this program. More than 3,300 verified flow-monitoring devices have been installed in Orange County; however, not all were installed via the rebate program.
Smart Timer Rebate Program	MWDSC	Ongoing	Ongoing	In September 2025, 167 residential and 47 commercial smart timers were installed in Orange County. To date, 36,037 smart timers have been installed through this program.

Description	Lead Agency	Status % Complete	Scheduled Completion or Renewal Date	Comments
Rotating Nozzles Rebate Program	MWDSC	Ongoing	Ongoing	In September 2025, 82 rotating nozzles were installed in Orange County. To date, 586,261 rotating nozzles have been installed through this program.
Rain Barrel Rebate Program	MWDSC	Ongoing	Ongoing	In September 2025, 4 rain barrels were installed in Orange County. To date, 9,075 rain barrels have been installed through this program.
Turf Replacement Program	MWDOC	Ongoing	Ongoing	In September 2025, 33 rebates were paid, representing $1,356,739.45 in rebates paid this month in Orange County. To date, the Turf Replacement Program has removed approximately 30 million square feet of turf.
Spray to Drip Rebate Program	MWDOC	Ongoing	Ongoing	In September 2025, 16 rebates were paid, representing $64,592.14 in rebates paid this month in Orange County. To date, the Spray to Drip Program has converted approximately 5.7 million square feet of standard spray irrigation to drip irrigation.
Tree Rebate Program	MWDOC	Ongoing	Ongoing	In September 2025, 44 eligible trees were planted in Turf Replacement Program project areas. To date, 401 trees have been planted through this program.

Description	Lead Agency	Status % Complete	Scheduled Completion or Renewal Date	Comments
Landscape Design Rebate Program	MWDOC	Ongoing	Ongoing	In September 2025, 4 landscape designs received a rebate through the MWDOC Turf Replacement Program. To date, a total of 1,177 landscape design and/or landscape maintenance packages have been delivered to MWDOC Turf Replacement Program customers.
Industrial Process/ Water Savings Incentive Program (WSIP)	MWDSC	Ongoing	Ongoing	This program is designed to improve water efficiency for commercial customers through upgraded equipment or services that do not qualify for standard rebates. Incentives are based on the amount of water customers save and allow customers to implement custom water-saving projects. Total water savings to date for the entire program is 1,286 AFY and 11,354 AF cumulatively.
Recycled Water Retrofit Program	MWDSC	Ongoing	Ongoing	This program provides incentives to commercial sites for converting dedicated irrigation meters to recycled water. To date, 194 sites irrigating a total of 1,756 acres of landscape have been converted. The total potable water savings achieved by these projects is 3,901 AFY and 32,486 AF cumulatively.

Public & Governmental Affairs Activities Report
October 1, 2025 – October 28, 2025

Member Agency Support	Public Affairs Staff: • Hosted MWDOC's Public Affairs Workgroup (PAW) meeting for Orange County Water Agencies on October 21. Government Affairs Staff: • Circulated the monthly Grants Tracking and Acquisition report to all participating member agencies • Along with Beth Fahl, facilitated the MWDOC Member Agency Managers meeting
Community and Special Events	Public Affairs Staff: • Attended Yorba Linda Water District's Open House with Ricky Raindrop℠ on October 4. • Coordinated a speaking opportunity for the Fullerton Garden Club on October 14. • Hosted a table, which included a landscape design activity, at Moulton Niguel Water District's H2O for HOAs on October 23. MWDOC Director Dick was in attendance. • Finalized attendee list, lunch orders, and giveaway bags for Nov. 7-8 Hoover/CRA Inspection Trip hosted by Director Seckel. Government Affairs Staff: • Attended a briefing and tour of an OC RainSmart Rebates stormwater + turf project in Laguna Niguel • Coordinated with Director Seckel to speak at the OCBC Infrastructure Committee meeting • Attended the OCBC Infrastructure Committee meeting • Attended the OCBC Government Affairs Committee meeting
K-12 Water Education	Public Affairs Staff: • Presented at MWDOC's Public Affairs Workgroup meeting on Education and Workforce Development Initiatives. • Contributed a segment to the Urban Water Management Plan update, "MWDOC Education Initiatives." • Participated in The Metropolitan Water District of Southern California's Water Education Coordinator's meeting. • Provided information and/or requested overages or special approvals for: the City of Orange, City of La Habra, City of Santa Ana, City of San Clemente, El Toro Water District, and Irvine Ranch Water District.

Workforce Initiative: Water Energy Education Alliance (WEEA)	Public Affairs Staff: • Coordinated and led multiple meetings with Water UCI (University of California, Irvine), water industry professionals, and the author of the *HR Playbook* to define presentation topics and strategic direction for a webinar on November 6, ensuring alignment with current workforce priorities and industry interests. ○ Distributed the webinar flyer across email and social media. • Participated in the Water Workforce Ad Hoc Committee and presented on the Water Energy Education Alliance's (WEEA) current activities. • Met with Moulton Niguel Water District, Santiago Canyon College, and Young Lives Redeemed to identify needs and support for water career exploration for foster youth. • Attended both Eastern Municipal Water District's State of the District and Inland Empire Utilities Agency's Open House and Career Event, celebrating both agencies' 75th anniversary and exploring education and workforce programs, collaboration, and support. • Collaborated with a UCI PhD candidate on his dissertation project: *Workforce Development in Water and Wastewater Utilities*. Identified viable water industry survey candidates across the state and invited them to participate in the research project. • Met with Tomorrow's Talent and East Valley Water District to begin collaboration on a pilot Water Workforce Regional ½ day Summit. • Participated in a curriculum development meeting with Orange Unified School District and Santiago Canyon College for a pilot Sustainable Water Systems & Technology Pathway launching next school year. • Helped secure mentors for the Cypress Chamber of Commerce's *Fall Student Mentoring Breakfast* • WEEA's LinkedIn post reach during this period: 824
Digital Communications, Publications, and Media Engagement	Public Affairs Staff: • Completed several updates for the MWDOC.com website • Developed and distributed social media content across all MWDOC social media channels • Developed and sent MWDOC eCurrents Newsletter, October Edition ○ 54.4% Open Rate (utilities average 28%) • Created a Water Professionals Appreciation Week campaign for MWDOC social media platforms featuring volunteer staff members
Special Projects	Public Affairs Staff: • Attended a California Association of Public Information Officials (CAPIO) training: *Mastering Public Safety Communications – Lessons from the LA/Malibu Wildfires!* • Participated in the Public Relations Society of America's *Boost Your News Writing Skills* webinar • Participated in a Franklin Covey Training: *Turning Strategy into Results* • Participated in Orange County Water Association's Women in Water event Governmental Affairs Staff: • Participated in the CSDA Professional Development Committee meeting, where we discussed and reviewed training courses and conferences for 2026.

	• Staffed the WACO meeting: Emergency Supplies to South Orange County • Drafted and distributed the ISDOC Executive Committee agenda • Staffed the ISDOC Executive Committee meeting • Attended all of the Metropolitan Committee meetings for October

Outreach Metrics	Public Affairs Staff:
	• Google Performance Analytics (GM Report Timeframe)
	  ○ 120 business profile interactions
	  ○ 1,678 people viewed the business profile
	• Website Analytics (GM Report Timeframe)
	  ○ 9,621 pageviews
	  ○ Top pages for this date range
	  ▪ Home Page – 2,033
	  ▪ Residential Rebates – 520
	  ▪ Board Meetings – 499
	  ▪ RFPs/RFQs – 322
	  ▪ Turf Replacement – 300
	  ▪ WEEA – 296
	  ○ ocwatersmartparks.com: 13 site sessions
	• ocwatersmartgardens.com Analytics (September 2025)
	  ○ 2,889 Sessions, 2,700 New Users
	  ○ Top pages for this date range
	  ▪ Plant Name Search
	  ▪ Eligible Sustainability Feature Trees
	  ▪ Helpful Plant List
	• Social Media (GM Report Timeframe)
	According to Hootsuite, the global leader in social media management, a good engagement rate is between 1% and 5%.
	For this period, MWDOC's engagement rate is 7.77%
	  ○ 58,436 post reach (number of people)
	  ▪ 4,540 Post engagement (actions taken – likes, shares, etc.)

Legislative Affairs	Governmental Affairs Staff: • Met with WUE staff to discuss stormwater in turf removal projects • Attended the CMUA Regulatory Committee meeting • Participated in the CCEEB Water, Chemistry & Waste Project meeting • Reviewed and rated all of the federal and state advocacy proposals received for lobbying services • Drafted advocacy scoring sheets and interview questions for upcoming federal and state advocacy services interviews • Met with Director Yoo-Schneider to discuss state legislative priorities for 2026 • Attended the CMUA 2025 Legislative Session Report Briefing • Met with CCEEB staff to discuss state legislative priorities for 2026 • Coordinated and participated on the interview panel for federal and state lobbying services