REGULAR MEETING
OF THE BOARD OF DIRECTORS
MUNICIPAL WATER DISTRICT OF ORANGE COUNTY
18700 Ward Street, Boardroom, Fountain Valley, California
October 15, 2025, 8:30 a.m.

Teleconference Sites:
25652 Paseo De La Paz, San Juan Capistrano, CA 92675
17420 Walnut Street, Fountain Valley, CA 92708

This meeting will be held in person at 18700 Ward Street, Fountain Valley, California, 92708 (Boardroom). As a convenience for the public, the meeting may also be accessed by Zoom Webinar and will be available by either computer or telephone audio as indicated below. Because this is an in-person meeting and the Zoom component is not required, but rather is being offered as a convenience, if there are any technical issues during the meeting, this meeting will continue and will not be suspended.

Computer Audio: You can join the Zoom meeting by clicking on the following link:
https://zoom.us/j/8828665300

Telephone Audio: **(669) 900 9128 fees may apply**
(877) 853 5247 Toll-free
Webinar ID: **882 866 5300#**

AGENDA

MOMENT OF SILENCE

PLEDGE OF ALLEGIANCE

ROLL CALL

PUBLIC COMMENTS
At this time, members of the public will be given an opportunity to address the Board concerning items within the subject matter jurisdiction of the Board. Members of the public may also address the Board about a particular Agenda item at the time it is considered by the Board and before action is taken. If the item is on the Consent Calendar, please inform the Board Secretary before action is taken on the Consent Calendar and the item will be removed for separate consideration.

The Board requests, but does not require, that members of the public who want to address the Board complete a voluntary "Request to be Heard" form available from the Board Secretary prior to the meeting.

ITEMS RECEIVED TOO LATE TO BE AGENDIZED
Determine need and take action to agendize items(s) which arose subsequent to the posting of the Agenda. (ROLL CALL VOTE: Adoption of this recommendation requires a two-thirds vote of the Board members present, or, if less than two-thirds of the Board members are present, a unanimous vote of those members present.)

ITEMS DISTRIBUTED TO THE BOARD LESS THAN 72 HOURS PRIOR TO THE MEETING
Pursuant to Government Code Section 54957.5, non-exempt public records that relate to open session agenda items and are distributed to a majority of the Board less than 72 hours prior to the meeting will be available for public inspection in the lobby of the District's business office located at 18700 Ward Street, Fountain Valley, California 92708, during regular business hours. When practical, these public records will also be made available on the District's website, accessible at http://www.mwdoc.com.

NEXT RESOLUTION NO. 2163

CONSENT CALENDAR (Items 1 to 6)
All matters under the Consent Calendar will be approved by one motion unless a Board member requests separate action on a specific item.

1. MINUTES

a. September 2, 2025 Planning & Operations Committee Meeting
b. September 3, 2025 Workshop Board Meeting
c. September 10, 2025 Administration & Finance Committee Meeting
d. September 17, 2025 Regular Board Meeting
e. September 18, 2025 Executive Committee Meeting

Recommendation: Approve as presented.

2. TREASURER'S REPORTS

a. MWDOC Revenue/Cash Receipt Register as of September 30, 2025
b. Disbursement Registers (September/October)

Recommendation: Ratify and approve as presented.

c. Summary of Cash and Investment and Portfolio Master Summary Report (Cash and Investment report) as of August 31, 2025
d. PARS Monthly Statement (OPEB Trust)

Recommendation: Receive and file as presented

3. FINANCIAL REPORT

a. Combined Financial Statements and Budget Comparative for the Period Ending August 31, 2025

Recommendation: Receive and file as presented.

4. AWARD OF CONTRACT FOR ENTERPRISE RESOURCE PLANNING (ERP) SYSTEM ARCHITECTURE AND CONFIGURATION

Recommendation: Award a contract to Consultadd Public Services in an amount not to exceed $53,200 to provide Enterprise Resource Planning (ERP) system architecture and configuration and authorize the General Manager to execute the contract.

5. FY 2025–26 CHOICE PROGRAMS BUDGET REVISIONS

Recommendation: Approve the MWDOC Annual Budget for Fiscal Year 2025–26 with the final Choice Programs Budget revisions.

6. 2026 HEALTH SAVINGS ACCOUNT CONTRIBUTIONS

Recommendation: Approve an increase to the District's annual Health Savings Account (HSA) contribution amounts, made by the District, to the Kaiser and

Anthem Consumer Driven Health Plans (CDHP) for the 2026 plan year, as follows:

	Employee Only	*2-party*	*Family*
Kaiser	*$1,700*	*$3,400*	*$3,400*
Anthem	*$1,500*	*$3,000*	*$2,800*

End Consent Calendar

ACTION ITEMS

7. CALIFORNIA SPECIAL DISTRICTS ASSOCIATION (CSDA) BOARD OF DIRECTORS VACANCY – CALL FOR NOMINATIONS: SEAT C – SOUTHERN NETWORK

Recommendation: Adopt proposed Resolution No. 2162 nominating Director Albert Nederhood to the California Special Districts Association Board of Directors, Southern Network Seat C.

8. BIENNIAL BUDGET FRAMEWORK AND APPROACH

Recommendation: Direct the General Manager to develop a proposed Biennial Budget for Fiscal Years 2026–27 and 2027–28 to enhance efficiencies and support long-term financial planning, to approve the tentative budget schedule supporting a Biennial Budget, and to authorize amendments to the Administrative Code to reflect the change from an annual to biennial budget.

INFORMATION CALENDAR (All matters under the Information Calendar will be received/filed as presented, following any discussion that may occur)

9. GENERAL MANAGER'S REPORT, OCTOBER (ORAL AND WRITTEN)

Recommendation: Receive and file as presented.

10. MWDOC GENERAL INFORMATION ITEMS

a. Board of Directors - Reports re: Conferences and Meetings
b. Requests for Future Agenda Topics

Recommendation: Receive and file as presented.

ADJOURNMENT

Note: Accommodations for the Disabled. Any person may make a request for a disability-related modification or accommodation needed for that person to be able to participate in the public meeting by contacting Angela Crespi, District Secretary, at (714) 963-3058, or writing to Municipal Water District of Orange County 18700 Ward Street, Unit B, Fountain Valley, CA 92708. Requests must specify the nature of the disability and the type of accommodation requested. A telephone number or other contact information should be included so that District staff may discuss appropriate arrangements. Persons requesting a disability-related accommodation should make the request with adequate time before the meeting for the District to provide the requested accommodation.

MINUTES OF THE MEETING OF THE BOARD OF DIRECTORS OF THE MUNICIPAL WATER DISTRICT OF ORANGE COUNTY
Jointly with the
PLANNING & OPERATIONS COMMITTEE
18700 Ward Street, Conference Room 101, Fountain Valley, CA 92708
September 2, 2025 – 8:30 a.m. to 9:28 a.m.

The meeting was in-person at the Municipal Water District of Orange County's Conference Room 101 and included attendance via the Zoom Webinar application.

P&O Committee
Karl W. Seckel, Chair
Megan Yoo Schneider
Larry Dick

MWDOC Directors
Al Nederhood (arrived at 8:47 a.m.)
Bob McVicker
Randall Crane
Jeffery M. Thomas (arrived at 8:43 a.m.)

MWDOC MET Directors
Linda Ackerman
Dennis Erdman (absent)

Staff
Harvey De La Torre, General Manager
Melissa Baum-Haley, Assistant General Manager
Angela Crespi, District Secretary
Vicki Osborn, Dir. of Emergency Management/ WEROC
Charles Busslinger, Director of Engineering/ District Engineer
Damon Micalizzi, Director of Public Affairs
Jennifer Wicks, Public Affairs Communications Manager
Rachel Davis, Water Loss Control Programs Manager
Kathy Pham, Assistant Board Secretary
Sarina Sriboonlue, Principal Engineer
Rachel Waite-Harvey, Water Use Efficiency Programs Supervisor

Also Present
Dick Ackerman, Ackerman Consulting
David Youngblood, EOCWD
Dennis Cafferty, ETWD
Vu Chu, ETWD
Kay Havens, ETWD
Kathryn Freshley, ETWD
Sherri Seitz, ETWD
Doug Reinhart, IRWD
Peer Swan, IRWD
Donald Froelich, MNWD
Sherry Wanninger, MNWD
Jim Atkinson, MWD
Stacy Taylor, MWD
Jennifer Lopez, SCWD
Oliver Ludecke, Submittable
Laura Freese, SMWD
Saundra Jacobs, SMWD
Brett Barbre, YLWD
Chuck Gibson

Chairperson Seckel called the meeting to order at 8:30 a.m.

ROLL CALL

District Secretary Crespi conducted a roll call attendance of the Planning & Operations Committee members. Committee members Director Seckel, Yoo Schneider, and Dick were present. Directors McVicker and Crane were also present.

TELECONFERENCE SITES

Directors McVicker and Yoo Schneider participated via teleconference locations (all agenda requirements pursuant to the Ralph M. Brown Act requirements were complied with).

PUBLIC COMMENTS

There were no public comments.

ITEMS RECEIVED TOO LATE TO BE AGENDIZED

No items were received.

ITEMS DISTRIBUTED TO THE BOARD LESS THAN 72 HOURS PRIOR TO THE MEETING

No items were distributed to the Board less than 72 hours prior to the meeting.

PRESENTATION ITEM

1. WATER EMERGENCY RESPONSE ORGANIZATION OF ORANGE COUNTY (WEROC) REGIONAL FUEL PLANNING PROJECT

Vicki Osborn provided a presentation on the WEROC Regional Fuel Planning Project, highlighting its purpose and key objectives – activation and fuel use prioritization, big picture planning steps, member agency engagement and participation, and next steps for MWDOC.

The Board discussed potential coordination with the Association of California Cities – Orange County (ACC-OC), establishing partnerships with local fuel stations to ensure access to fuel during emergencies, and the overall feasibility of completing the project. They also addressed concerns about member agencies opting out of the project by offering to engage directly with member agencies, if needed.

ACTION ITEM

2. WEB-BASED REBATE PROCESSING AND DATABASING PLATFORM CONTRACT AWARD

Rachel Waite-Harvey provided an overview of the topic.

The Board discussed the size and long-term viability of the proposed company, the

administration of program rebate costs, and the in-house administrative cost per application. They also inquired about historical data from the current vendor and the water use efficiency master database for records of previous rebates.

Upon MOTION by Director Yoo Schneider, seconded by Director Dick, and carried (3-0), the Planning & Operations Committee recommended the Board of Directors authorize the General Manager to enter in a five year professional services agreement with Submittable, for the development and implementation of MWDOC's web-based rebate processing platform, at a total cost not to exceed $192,100 across five years ($54,100 in year one and $34,500 for years two through five) and extend the current vendor agreement with Droplet Technologies for six months to June 30, 2026 to allow for any transition work to be completed, at the cost not to exceed $10,750 by the following roll call vote:

AYES: Directors Seckel, Yoo Schneider, Dick
NOES: None
ABSTAIN: None
ABSENT: None

INFORMATION ITEMS

3. OC WATER SUMMIT UPDATE

Director of Public Affairs Damon Micalizzi provided an update on the OC Water Summit and informed the Board that Bearstar Strategies Managing Director David Beltran will be a speaker for the last session – Getting Water on the Ballot.

4. ESRI ARCGIS SOLE SOURCE

5. METROPOLITAN'S ASSESSED VALUATION FOR MWDOC AND ORANGE COUNTY FOR FISCAL YEAR 2025–26

General Manager Harvey De La Torre informed the Board that there were slight adjustments to the assessed valuation for Eastern Municipal Water District, Los Angeles, and San Diego County Water Authority, noting these changes did not impact MET Director representation.

The Board discussed Assembly Bill 1220 (AB 1220), with General Manager Harvey De La Torre explaining how assessed valuation and property value are linked to the number of MET Directors and the voting power of each MET member agency. He also noted that the 2019 legislation ensures that no member public agency can have fewer MET representatives than it had as of January 1, 2019.

6. PUBLIC AFFAIRS HIGHLIGHTS

7. DEPARTMENT ACTIVITIES REPORTS
   a. Ongoing MWDOC Reliability and Engineering/Planning Projects
   b. WEROC
   c. Water Use Efficiency Projects
   d. Public and Government Affairs

8. REVIEW OF ISSUES RELATED TO PLANNING OR ENGINEERING PROJECTS, WEROC, WATER USE EFFICIENCY, FACILITY AND EQUIPMENT MAINTENANCE, WATER STORAGE, WATER QUALITY, CONJUNCTIVE USE PROGRAMS, EDUCATION, PUBLIC AFFAIRS PROGRAMS AND EVENTS, PUBLIC INFORMATION PROJECTS, PUBLIC INFORMATION CONSULTANTS, DISTRICT FACILITIES, AND MEMBER AGENCY RELATIONS

ADJOURNMENT

There being no further business, Chairperson Seckel adjourned the meeting at 9:28 a.m.

_____
Angela Crespi
District Secretary

MINUTES OF THE WORKSHOP MEETING OF THE MUNICIPAL WATER DISTRICT OF ORANGE COUNTY BOARD OF DIRECTORS WITH MET DIRECTORS
September 3, 2025

At 8:30 a.m., President McVicker called to order the Joint Workshop Board Meeting of the Municipal Water District of Orange County in Conference Room 101 at the District facilities located in Fountain Valley, as well as including attendance via the Zoom Webinar application. Director Nederhood led the Pledge of Allegiance and District Secretary Angela Crespi called the roll.

MWDOC Directors
Al Nederhood
Larry Dick*
Karl W. Seckel*
Bob McVicker
Randall Crane
Jeffery M. Thomas (absent)
Megan Yoo Schneider (left at 9:58 a.m.)

*Also MWDOC MET Directors

Other MWDOC MET Directors
Linda Ackerman
Dennis Erdman

Staff
Harvey De La Torre, General Manager
Melissa Baum-Haley, Assistant General Manager
Angela Crespi, District Secretary
Charles Busslinger, Director of Engineering/ District Engineer
Jennifer Wicks, Public Affairs Communications Manager
Kathy Pham, Assistant Board Secretary
Sarina Sriboonlue, Principal Engineer
Kevin Hostert, Senior Water Resources Analyst
Rachel Waite-Harvey, Water Use Efficiency Programs Supervisor
Joe Byrne, Legal Counsel

Also Present

Dick Ackerman	Ackerman Consulting
Paul Jones	Dopudja & Wells
Doug Davert	East Orange County Water District
David Youngblood	East Orange County Water District
Dennis Cafferty	El Toro Water District
Vu Chu	El Toro Water District
Kathryn Freshley	El Toro Water District
Kay Havens	El Toro Water District
Mark Monin	El Toro Water District
Sherri Seitz	El Toro Water District
Doug Reinhart	Irvine Ranch Water District
Peer Swan	Irvine Ranch Water District
Jim Atkinson	Mesa Water District
James Fisler	Mesa Water District
Paul Shoenberger	Mesa Water District
Stacy Taylor	Mesa Water District
Albert Napoli	Metropolitan Water District of Southern California
Dick Fiore	Moulton Niguel Water District
Donald Froelich	Moulton Niguel Water District
Marina Lindsay	Moulton Niguel Water District
Laura Rocha	Moulton Niguel Water District
Sherry Wanninger	Moulton Niguel Water District
Sara Tucker	National Resources Results
Lisa Ohlund	Ohlund Management & Technical Services

Emily Novak	Orange County Water District
Chris Olsen	Orange County Water District
Sofia Almeida	San Diego County Water Authority
Jeremy Crutchfield	San Diego County Water Authority
Dennis Davis	San Diego County Water Authority
Dan Denham	San Diego County Water Authority
Lois Fong-Sakai	San Diego County Water Authority - MET
Alex Heide	San Diego County Water Authority
Alexi Schnell	San Diego County Water Authority
Nick Serrano	San Diego County Water Authority
Darren Simon	San Diego County Water Authority
Jeff Stephenson	San Diego County Water Authority
Meena Westford	San Diego County Water Authority
Greg Mills	Serrano Water District
Brad Reese	Serrano Water District
Syrus Devers	Syrus Devers Advocacy
Fernando Paludi	Trabuco Canyon Water District
Peter Whittingham	Whittingham Public Affairs Advisors
Tom Lindsey	Yorba Linda Water District

TELECONFERENCE SITE

Director McVicker participated via teleconference location (all agenda requirements pursuant to the Ralph M. Brown Act requirements were complied with).

PUBLIC COMMENTS

President McVicker asked whether any members of the public wished to comment on agenda items.

There were no public comments.

ITEMS RECEIVED TOO LATE TO BE AGENDIZED

No items were received.

ITEMS DISTRIBUTED TO THE BOARD LESS THAN 72 HOURS PRIOR TO THE MEETING

President McVicker inquired as to whether there were any items distributed to the Board less than 72 hours prior to the meeting.

District Secretary Crespi reported there were no items distributed to the Board less than 72 hours prior to the meeting.

NEXT RESOLUTION NO. 2162

PRESENTATION ITEM

1. SAN DIEGO COUNTY WATER AUTHORITY (SDCWA)

General Manager Harvey De La Torre welcomed and introduced SDCWA Board Chair Nick Serrano, SDCWA and MET Director Lois Fong-Sakai, and SDCWA General Manager Dan Denham.

SDCWA Board Chair Nick Serrano provided an overview of SDCWA and introduced Director of Imported Water, Meena Westford, and Principal Water Resources Specialist, Alex Heide.

SDCWA General Manager Dan Denham then provided a presentation that highlighted the agency's service area, strategic investments to enhance water supply reliability, mitigating pressures that challenge rates, previous long-range demand forecasts and disrupters, the cost of new water supplies, and the water supply exchange framework.

The Board discussed collaboration, regionalism, long-term sustainability and reliability, as well as maintenance and investment in infrastructure.

Following a brief discussion, the Board thanked Chair Nick Serrano, Director Lois Fong-Sakai, General Manager Dan Denham, Ms. Meena Westford, and Mr. Alex Heide for attending the Board meeting.

DISCUSSION ITEMS

2. LEGISLATIVE ACTIVITIES

a. Federal Legislative Report (NRR)

In addition to the report provided in the agenda packet, National Resource Results (NRR) Partner Sara Tucker provided an overview of the Federal Legislative Report, highlighting Continuing Resolution to fund the federal government, the House Energy and Water Bill, Energy and Water Development and Related Agencies Appropriations Bill, second reconciliation package, Bureau of Reclamation's Commissioner nominee hearing, and the Bureau of Reclamation provided funding to Arizona and Utah for large-scale water recycling.

The Board thanked Ms. Tucker for her report.

b. State Legislative Report (SDA)

Mr. Syrus Devers of Syrus Devers Advocacy provided an overview of the State Legislative Report, highlighting SB 707 (Durazo), AB 532 (Ransom), the Delta Conveyance Project (DCP) Budget Trailer Bill, and the Golden Mussels.

General Manager Harvey De La Torre requested an update on AB 523 (Irwin), which authorizes the designation of a proxy for the purposes of voting at a Metropolitan board meeting. Mr. Devers responded that the bill is currently on the Senate floor and will be sent to the Governor once passed.

The Board thanked Mr. Devers for his report.

c. Legal and Regulatory Report (Ackerman)

Mr. Dick Ackerman of Ackerman Consulting provided an overview of the Legal and Regulatory Report, highlighting the Wildfire Moonshot as well as emergency and large electric vehicles.

The Board thanked Mr. Ackerman for his report.

d. County Legislative Report (Whittingham)

Mr. Peter Whittingham of Whittingham Public Affairs Advisors informed the Board, as a part of his County Legislative Report, that Josh Cook announced his resignation from the United States Environmental Protection Agency in California and the Pacific Southwest (Region 9).

The Board discussed electric vehicle mandates and monitoring developments from the Air Quality Management District.

The Board thanked Mr. Whittingham for his report.

e. MWDOC Legislative Matrix

Director Crane brought attention to AB 93 (Papan), emphasizing the critical role water plays as a coolant for data centers.

f. MET Legislative Matrix

The Board received and filed the reports.

3. QUESTIONS OR INPUT ON MET ISSUES FROM THE MEMBER AGENCIES/ MET DIRECTOR REPORTS REGARDING MET COMMITTEE PARTICIPATION

Director Ackerman reported that Metropolitan finalized the local supply exchange framework, which enables member agencies to sell/exchange local water they produce. Agencies will be required to provide assessments of exchange agreements that involve local projects with an active Local Resource Program (LRP). Metropolitan approved two separate agricultural leases on the Delta Islands that will benefit them financially. Additionally, the Board authorized a 4% cost-of-living adjustment for the General Counsel, Auditor, and Ethics Officers. Other key updates included the Bay Delta Scientific Achievements Report and a review of summer-fall Delta operations impacting the Delta smelt.

Director Erdman informed the Board that the upcoming Metropolitan Board of Directors Workshop on Engineering, Operations, and Technology will include a report on the State Water Project's Resilience Update, a Quarterly Capital Investment Plan Report, and a Seismic Resilience Report.

Director Seckel reported that Metropolitan is currently engaged in the Climate Adaptation Master Plan for Water (CAMP4W) decision-making process. There will be updates in the upcoming month on the cost estimate for the Pure Water project, as well as on post-2026 efforts on the Colorado River. Finance will provide key baseline assumptions to help evaluate the affordability and feasibility of upcoming investments, specifically in the Pure Water and Sites Reservoir projects, and how these investments may be incorporated into Metropolitan's rate-making process.

Director Dick provided an update on the State Water Project and the recruitment process for the General Manager. He emphasized the need for Metropolitan to prioritize infrastructure funding in the budget.

The Board discussed the Pure Water Los Angeles project.

INFORMATION ITEMS

4. MET ITEMS CRITICAL TO ORANGE COUNTY

a. MET's Finance and Rate Issue
b. MET's Water Supply Condition Update
c. MET's Water Quality Update
d. Colorado River Issues
e. Delta Conveyance Activities and State Water Project Issues

5. MET BOARD AND COMMITTEE AGENDA DISCUSSION ITEMS

a. Summary regarding August MET Board Meeting
b. Review items of significance for MET Board and Committee Agendas

ADJOURNMENT

There being no further business, President McVicker adjourned the meeting at 10:15 a.m.

_____
Angela Crespi
District Secretary

MINUTES OF THE MEETING OF THE BOARD OF DIRECTORS OF THE MUNICIPAL WATER DISTRICT OF ORANGE COUNTY
Jointly with the
ADMINISTRATION & FINANCE COMMITTEE
September 10, 2025 – 8:30 a.m. to 9:31 a.m.

The meeting was in-person at the Municipal Water District of Orange County's Conference Room 101 and included attendance via the Zoom Webinar application.

A&F Committee
Randall Crane, Chair
Jeffery M. Thomas (arrived at 8:42 a.m.)
Al Nederhood

MWDOC Directors
Larry Dick (arrived at 8:37 a.m.)
Karl W. Seckel
Bob McVicker
Megan Yoo Schneider (arrived at 8:32 a.m.)

MWDOC MET Directors
Linda Ackerman (absent)
Dennis Erdman (absent)

Staff
Harvey De La Torre, General Manager
Melissa Baum-Haley, Assistant General Manager
Angela Crespi, District Secretary
Charles Busslinger, Director of Engineering/ District Engineer
Hilary Chumpitazi, Director of Finance/IT
Cathy Harris, Director of Human Resources and Administration
Damon Micalizzi, Director of Public Affairs
Jennifer Wicks, Public Affairs Communications Manager
Rachel Davis, Water Loss Control Programs Manager
Kathy Pham, Assistant Board Secretary
Sarina Sriboonlue, Principal Engineer
Kevin Hostert, Senior Water Resources Analyst
Rachel Waite-Harvey, Water Use Efficiency Programs Supervisor

Also Present
Dick Ackerman, Ackerman Consulting
Dennis Cafferty, ETWD
Vu Chu, ETWD
Kathryn Freshley, ETWD
Mike Gaskins, ETWD
Kay Havens, ETWD
Wyatt McClean, ETWD
Mark Monin, ETWD
Sherri Seitz, ETWD
Doug Reinhart, IRWD
Paul Weghorst, IRWD
Keith Van Der Maaten, LBCWD
Jonathan Cruz, MNWD
Donald Froelich, MNWD
Sherry Wanninger, MNWD
Jim Atkinson, MWD
Stacy Taylor, MWD
Jennifer Lopez, SCWD
Laura Freese, SMWD
Saundra Jacobs, SMWD
Greg Mills, SWD
Brad Reese, SWD
John Horst, TCWD
Brett Barbre, YLWD
Chuck Gibson

Chairperson Crane called the meeting to order at 8:30 a.m.

ROLL CALL

District Secretary Crespi conducted a roll call attendance of the Administration and Finance Committee members. Committee members, Directors Crane and Nederhood were present. Directors Seckel and McVicker were also present.

Director Seckel was appointed to the Administration & Finance Committee for this meeting only.

TELECONFERENCE SITE

Director McVicker participated via teleconference location (all agenda requirements pursuant to the Ralph M. Brown Act requirements were complied with).

PUBLIC COMMENTS

There were no public comments.

ITEMS RECEIVED TOO LATE TO BE AGENDIZED

No items were received.

ITEMS DISTRIBUTED TO THE BOARD LESS THAN 72 HOURS PRIOR TO THE MEETING

No items were distributed to the Board less than 72 hours prior to the meeting.

PROPOSED BOARD CONSENT CALENDAR ITEMS

Director Nederhood pulled Items 1 and 2 for discussion.

1. TREASURER'S REPORT
    a. Revenue/Cash Receipt Report – August 2025
    b. Disbursement Approval Report for the month of September 2025
    c. Disbursement Ratification Report for the month of August 2025
    d. GM Approved Disbursement Report for the month of August 2025
    e. Consolidated Summary of Cash and Investment – July 2025
    f. OPEB and Pension Trust Fund statement

2. FINANCIAL REPORT
    a. Combined Financial Statements and Budget Comparative for the Period Ending July 31, 2025

Director Nederhood inquired about the Yorba Linda Water District refund listed on page 14 of the Disbursement Ratification Report and about the total revenue shown on page 27 of the Revenues and Expenditures Budget Comparative Report General Fund. Staff provided clarification regarding the refund and confirmed that the monthly revenue is correct, noting that the member agencies submit their payments within a single month.

Director Seckel asked which year we are currently in within the ten-year schedule for the CalPERS unfunded liability on page 28 of the OPEB and Pension Trust Fund statement. Staff informed the Board that we are in year eight of ten.

Upon MOTION by Director Nederhood, seconded by Director Seckel, and carried (3-0), the Administration & Finance Committee recommended the Board of Directors receive and file Proposed Board Consent Calendar Items 1 – 2 as presented by the following roll call vote:

AYES: Directors Crane, Nederhood, and Seckel
NOES: None
ABSTAIN: None
ABSENT: None

PRESENTATION ITEM

3. SUMMARY OF ORANGE COUNTY FISCAL YEAR 2024–25 USAGE AND MWDOC ANNUAL SALES

Director Dick arrived at 8:37 a.m.

Assistant General Manager Melissa Baum-Haley provided an overview of the topic and introduced Senior Water Resources Analyst Kevin Hostert who proceeded with a presentation that highlighted retail and wholesale water demand drivers, reviewed MWDOC's historical annual water sales, compared Orange County's municipal and industrial water (M&I) usage with population growth, and examined both M&I monthly usage and M&I usage in relation to precipitation.

Director Thomas arrived at 8:42 a.m.

The Board discussed the Making Conservation a California Way of Life regulation and how it will affect the demand and usage of water.

Mr. Hostert informed the Board that staff have digitally redesigned the MWDOC monthly water usage data and water supply information (Item No. 8) and provided an overview of the new report.

INFORMATION ITEMS

4. WATER USE EFFICIENCY TURF REPLACEMENT PROGRAM STAFFING EVALUATION

Assistant General Manager Melissa Baum-Haley provided an overview of the topic.

The Board discussed grant program funding, staff time costs, and whether commercial, industrial, and institutional (CII) rebates are tracked. They also discussed how MWDOC is supporting member agencies and the three cities in meeting the requirements under the Making Conservation a California Way of Life regulation, including estimated costs to achieve compliance.

5. DISPOSAL OF FIXED ASSETS FOR FY 2024–25 AND SURPLUS PERSONAL PROPERTY PURSUANT TO DISTRICT ADMINISTRATIVE CODE SECTION 9500

6. 2026 HEALTH INSURANCE RATES (MEDICAL, DENTAL, AND VISION)

7. DEPARTMENT ACTIVITIES REPORTS
   a. Administration
   b. Finance and Information Technology

8. MONTHLY WATER USAGE DATA AND WATER SUPPLY INFORMATION

OTHER ITEMS

9. REVIEW ISSUES REGARDING DISTRICT ORGANIZATION, PERSONNEL MATTERS, EMPLOYEE BENEFITS FINANCE, AND INSURANCE

General Manager Harvey De La Torre informed the Board that the Metropolitan General Manager recruitment is in its final stages, and a press release announcing the new General Manager will be issued soon.

Director Seckel inquired as to when the MWDOC 2-year budget framework and approach will be agendized. Staff responded that it will be agendized in October for discussion by the Board.

ADJOURNMENT

There being no further business, Chairperson Crane adjourned the meeting at 9:31 a.m.

_____
Angela Crespi
District Secretary

MINUTES OF THE REGULAR MEETING OF THE BOARD OF DIRECTORS OF MUNICIPAL WATER DISTRICT OF ORANGE COUNTY September 17, 2025

At 8:30 a.m., President McVicker called to order the Regular Meeting of the Municipal Water District of Orange County in the Boardroom at the District facilities located in Fountain Valley, as well as including attendance via the Zoom Webinar application. Following a moment of silence, Director Seckel led the Pledge of Allegiance, and District Secretary Crespi called the roll.

MWDOC Directors
Al Nederhood
Larry Dick* (arrived at 9:01 a.m.)
Karl W. Seckel*
Bob McVicker
Randall Crane
Jeffery M. Thomas
Megan Yoo Schneider

*Also MWDOC MET Directors

Other MWDOC MET Directors
Linda Ackerman
Dennis Erdman

Staff
Harvey De La Torre, General Manager
Melissa Baum-Haley, Assistant General Manager
Angela Crespi, District Secretary
Charles Busslinger, Director of Engineering/ District Engineer
Hilary Chumpitazi, Director of Finance/IT
Cathy Harris, Director of Human Resources and Administration
Damon Micalizzi, Director of Public Affairs
Jennifer Wicks, Public Affairs Communications Manager
Kathy Pham, Assistant Board Secretary
Sarina Sriboonlue, Principal Engineer
Rachel Waite-Harvey, Water Use Efficiency Programs Supervisor
Joe Byrne, Legal Counsel
Katrina Wraight, Legal Counsel

Also Present

Dick Ackerman	Ackerman Consulting
Richard Armendariz	City of Fullerton
Andrew Grajeda	City of Fullerton
Dennis Cafferty	El Toro Water District
Vu Chu	El Toro Water District
Mike Gaskins	El Toro Water District
Kay Havens	El Toro Water District
Doug Reinhart	Irvine Ranch Water District
Peer Swan	Irvine Ranch Water District
Paul Weghorst	Irvine Ranch Water District
Jim Atkinson	Mesa Water District
Albert Napoli	Metropolitan Water District of Southern California
Dick Fiore	Moulton Niguel Water District
Donald Froelich	Moulton Niguel Water District
Sherry Wanninger	Moulton Niguel Water District
Lisa Ohlund	Ohlund Management & Technical Services
Chris Olsen	Orange County Water District
Rick Erkeneff	Orange County Water District

Charles Luas	Orchard Dale Water District
Frank Ury	Santa Margarita Water District
Saundra Jacobs	Santa Margarita Water District
Brad Reese	Serrano Water District
Jennifer Lopez	South Coast Water District
John Horst	Trabuco Canyon Water District
Brett Barbre	Yorba Linda Water District
Tom Lindsey	Yorba Linda Water District
Chuck Gibson	

TELECONFERENCE SITE

Director McVicker participated via teleconference location (all agenda requirements pursuant to the Ralph M. Brown Act requirements were complied with).

PUBLIC COMMENTS

President McVicker asked whether any member of the public had any comments on items that were not on the agenda.

There were no public comments.

ITEMS RECEIVED TOO LATE TO BE AGENDIZED

No items were received.

ITEMS DISTRIBUTED TO THE BOARD LESS THAN 72 HOURS PRIOR TO THE MEETING

President McVicker inquired as to whether there were any items distributed to the Board less than 72 hours prior to the meeting.

District Secretary Crespi reported that no items were distributed to the Board less than 72 hours prior to the meeting.

NEXT RESOLUTION NO. 2162

CONSENT CALENDAR (Items 1 to 4)

President McVicker stated that all matters under the Consent Calendar would be approved by one MOTION unless a Director wished to consider an item separately.

Upon MOTION by Director Thomas, seconded by Director Seckel, and carried (6-0), the Board approved Consent Calendar Items 1 – 4, by the following roll call vote:

AYES:	Directors Nederhood, Seckel, McVicker, Crane, Thomas, and Yoo Schneider
NOES:	None
ABSTAIN:	None
ABSENT:	Director Dick

1. MINUTES

The following minutes were approved.

a. August 4, 2025 Planning & Operations Committee Meeting
b. August 6, 2025 Workshop Board Meeting
c. August 13, 2025 Administration & Finance Committee Meeting
d. August 20, 2025 Regular Board Meeting
e. August 20, 2025 Special Executive Committee Meeting

2. TREASURER'S REPORTS

The following items were ratified and approved as presented.

a. MWDOC Revenue/Cash Receipt Register as of August 31, 2025
b. Disbursement Registers (August/September)

The following items were received and filed as presented.

c. Summary of Cash and Investment and Portfolio Master Summary Report (Cash and Investment report) as of July 31, 2025
d. PARS Monthly Statement (OPEB Trust)

3. FINANCIAL REPORT

The following item was received and filed as presented.

a. Combined Financial Statements and Budget Comparative for the Period Ending July 31, 2025

4. WEB-BASED REBATE PROCESSING AND DATABASING PLATFORM CONTRACT AWARD

The Board authorized the General Manager to enter into a five-year professional services agreement with Submittable, for the development and implementation of MWDOC's web-based rebate processing platform, at a total cost not to exceed $192,100 across five years ($54,100 in year one and $34,500 for years two through five) and extend the current vendor agreement with Droplet Technologies for six months to June 30, 2026 to allow for any transition work to be completed, at the cost not to exceed $10,750.

End Consent Calendar

PRESENTATION ITEM

5. AGENCY SPOTLIGHT – CITY OF FULLERTON

City of Fullerton Water Systems Manager Andrew Grajeda and Water Production Supervisor Richard Armendariz provided a presentation that highlighted the essential functions of the Public Works Department, Water Engineering, Water Operations, and MWDOC shared services.

Following a brief discussion and question/answer period, the Board thanked Mr. Grajeda and Mr. Armendariz for their presentation.

INFORMATION CALENDAR

6. GENERAL MANAGER'S REPORT, SEPTEMBER (ORAL AND WRITTEN)

General Manager Harvey De La Torre advised that the full General Manager's report was included in the Board packet.

General Manager Harvey De La Torre informed the Board that he received positive feedback on the recent Metropolitan Inspection Trip hosted by Director Ackerman and Director Erdman, and he thanked both directors for their efforts.

There was a brief discussion on the Wholesale Water Group meeting hosted by San Diego County Water Authority, which serves as a forum for collaboration and the exchange of ideas on the conservation framework.

The Board received and filed the report as presented.

7. MWDOC GENERAL INFORMATION ITEMS

a. Board of Directors - Reports re: Conferences and Meetings

The Board members each reported on their attendance at the regular MWDOC Board and Committee meetings. In addition to these meetings, the following reports were made on conferences and meetings attended on behalf of the District.

Director Nederhood reported that he attended all of the regularly scheduled MWDOC meetings (Planning & Operations, Administration & Finance, and Executive Committee meetings, as well as the Workshop meeting and Regular Board meeting), WACO meeting, ISDOC meeting, Yorba Linda Water District Board meeting, several MET meetings, Urban Water Institute Annual Conference, and the California Special Districts Association Annual Conference. He requested a moment of silence prior to adjourning the Board meeting.

Director McVicker advised that he attended all of the regularly scheduled MWDOC meetings (Planning & Operations, Administration & Finance, and Executive Committee meetings, as well as the Workshop meeting and Regular Board meeting), several MET meetings (Subcommittee on Imported Water, Joint Board and Executive Committee, and the Engineering, Operations and Technology meetings), meeting with General Manager Harvey De La Torre, ISDOC Executive Committee meeting, State Water Resources Control Board public hearing on DCP, and the WACO Planning Committee meeting.

Director Seckel reported that he attended all of the regularly scheduled MWDOC meetings (Planning & Operations, Administration & Finance, and Executive Committee meetings, as well as the Workshop meeting and Regular Board meeting), WACO and WACO Planning meetings, regularly scheduled MET Board and Committee meetings, MET Special Board meeting for the General Manager recruitment, OC Water Summit, Orange County chapter of the American Council of Engineering Companies meeting, and a Symposium on Climate. He recommended that the Board attend the September 30th Metropolitan CAMP for Water Subcommittee to discuss upcoming

decisions as well as the Metropolitan Inspection Trip of the Colorado River scheduled for November 7 – 8, 2025.

Director Crane advised that he attended all of the regularly scheduled MWDOC meetings (Planning & Operations, Administration & Finance, and Executive Committee meetings, as well as the Workshop meeting and Regular Board meeting), Irvine Ranch Water District Board meeting, Yorba Linda Water District Board meeting, OC Water Summit and UCI Sustain SoCal.

Director Thomas reported that he attended all of the regularly scheduled MWDOC meetings (Planning & Operations, Administration & Finance, and Executive Committee meetings, as well as the Workshop meeting), Urban Water Institute Annual Conference, ACWA Finance Committee, OC Water Summit and Speakers Dinner.

Director Yoo Schneider advised that she attended all of the regularly scheduled MWDOC meetings (Planning & Operations, Administration & Finance, and Executive Committee meetings, as well as the Workshop meeting and Regular Board meeting), Santa Margarita Water District Committee and Board meetings, South Coast Water District Board meetings, UCI Sustain SoCal, and several National Science Foundation meetings.

Director Dick arrived at 9:01 a.m.

Director Dick reported that he attended the regularly scheduled MWDOC meetings (Administration & Finance meeting as well as the Regular Board meeting), the regularly scheduled MET Board and Committee meetings, several Urban Water Institute meetings, Urban Water Institute Annual Conference, and the OC Water Summit.

b. Requests for Future Agenda Topics

No future agenda topics were requested.

President McVicker called for a moment of silence.

ADJOURNMENT

There being no further business, President McVicker adjourned the meeting at 9:04 a.m.

_____
Angela Crespi
District Secretary

MINUTES OF THE MEETING OF THE BOARD OF DIRECTORS OF THE MUNICIPAL WATER DISTRICT OF ORANGE COUNTY
Jointly with the
EXECUTIVE COMMITTEE
September 18, 2025, 8:30 a.m. to 8:57 a.m.

At 8:30 a.m., President McVicker called to order the Executive Committee Meeting of the Municipal Water District of Orange County in Conference Room 101 at the District facilities located in Fountain Valley, as well as including attendance via the Zoom Webinar application. District Secretary Crespi called the roll.

Executive Committee
Bob McVicker, President
Jeffery M. Thomas, Vice President (absent)
Megan Yoo Schneider, Immediate (absent) Past President

MWDOC Directors
Al Nederhood (absent)
Larry Dick
Karl W. Seckel
Randall Crane

MWDOC MET Directors
Linda Ackerman
Dennis Erdman

Also Present
John Kennedy, OCWD
Jim Atkinson, MWD
James Fisler, MWD
Stacy Taylor, MWD
Brad Reese, SWD
Chuck Gibson

Staff
Harvey De La Torre, General Manager
Angela Crespi, District Secretary
Cathy Harris, Director of Human Resources and Administration
Damon Micalizzi, Director of Public Affairs
Jennifer Wicks, Public Affairs Communications Manager
Kathy Pham, Assistant Board Secretary

TELECONFERENCE SITE

Director McVicker participated via teleconference location (all agenda requirements pursuant to the Ralph M. Brown Act requirements were complied with).

PUBLIC COMMENTS

There were no public comments.

ITEMS RECEIVED TOO LATE TO BE AGENDIZED

No items were received.

ITEMS DISTRIBUTED TO THE BOARD LESS THAN 72 HOURS PRIOR TO THE MEETING

President McVicker inquired as to whether there were any items distributed to the Board less than 72 hours prior to the meeting.

District Secretary Crespi advised that the draft agendas for the upcoming month of October were distributed to the Board and made available to the public.

1. EXECUTIVE COMMITTEE REVIEW OF FUTURE AGENDAS

The Committee reviewed and discussed the draft agendas for each meeting and made no changes.

a. Workshop Board Meeting

No new items were added to the Agenda.

b. Planning & Operations Committee

No new items were added to the Agenda.

c. Administration & Finance Committee

The Board inquired about the Individual Charges Disclosure Report and the Other Post-Employment Benefits (OPEB) Trust and Pension Rate Stabilization Program Presentation. General Manager Harvey De La Torre provided clarification on both items.

No new items were added to the Agenda.

Before moving on to the next item, General Manager Harvey De La Torre informed the Board that the Colorado River Water Users Association Conference will be held December 16th to 18th in Las Vegas. He reminded the Board that our Regular Board meeting is scheduled for the morning of December 17th and our Executive Committee on December 18th. To accommodate the Board members' attendance at the Conference, General Manager De La Torre suggested the Board consider rescheduling the Executive Committee meeting immediately following the Regular Board meeting to either Thursday, December 11th or Monday, December 15th. The Board members asked to re-agendize this topic the following month when the full Board is in attendance for consensus.

2. DISCUSSION REGARDING UPCOMING ACTIVITIES OF SIGNIFICANCE

General Manager Harvey De La Torre announced that the State Advocacy Services and Legislative Advocacy Services RFPs will be released on the website soon. Staff anticipates agendizing the topic for Board consideration and approval in November or December. He also announced that Metropolitan has selected a General Manager candidate, and they are in negotiations on the terms of employment. Metropolitan will release an official announcement of the next General Manager on October 14th.

3. MEMBER AGENCY RELATIONS

4. GENERAL MANAGER'S REPORTS

General Manager Harvey De La Torre informed the Board that, after 20 years of service to the District, Senior Administrative Assistant Leah Frazier will retire in December.

He also reported that the HVAC air distribution fan had failed earlier in the week, requiring emergency repairs, which have since been completed.

General Manager Harvey De La Torre noted that he will be on vacation for the next two weeks. During his first week off, Assistant General Manager Melissa Baum-Haley will be in Denmark for the fact-finding trip. In their absence, District Engineer Charles Busslinger will be the Senior Manager in charge. Angela Crespi will provide Board Support, and Cathy Harris will oversee internal matters until Assistant General Manager Melissa Baum-Haley returns the following week.

5. REVIEW AND DISCUSS DISTRICT AND BOARD ACTIVITIES

General Manager Harvey De La Torre announced that the Orange County Grand Jury Tour will take place on Tuesday, September 30, 2025. The tour will begin at the District with a demonstration of the Leak Detection Program, followed by a walk-through of the WEROC mobile response vehicle to showcase its role during emergency situations. The group will then visit Diemer Treatment Plant, followed by a tour of Irvine Ranch Water District's Baker Treatment Plant.

The purpose of the tour is to highlight the partnerships and collaboration that demonstrate the District's role within the Metropolitan Water District, particularly through the extensive engineering and distribution of imported water throughout the county. At the county level, the tour will showcase the vital role of MWDOC and the shared services and programs it provides to member agencies. At the retail level, it will highlight how retail agencies collaborate, as demonstrated by the Baker Treatment Plant.

ADJOURNMENT

There being no further business, President McVicker adjourned the meeting at 8:57 a.m.

_____

Angela Crespi
District Secretary

Municipal Water District of Orange County
REVENUE / CASH RECEIPT REPORT
September 2025

WATER REVENUES

Date	From	Description		Amount
9/02/2025	City of La Habra	July 2025 Water deliveries	$	45,110.73
9/02/2025	City of Newport Beach	July 2025 Water deliveries		829,044.13
9/02/2025	Santa Margarita Water District (ID9)	July 2025 Water deliveries		985,569.34
9/02/2025	Santa Margarita Water District	July 2025 Water deliveries		3,345,689.10
9/04/2025	City of Westminster	July 2025 Water deliveries		2,939.90
9/05/2025	City of Huntington Beach	July 2025 Water deliveries		705,775.59
9/08/2025	City of Garden Grove	July 2025 Water deliveries		817,305.03
9/09/2025	El Toro Water District	July 2025 Water deliveries		801,977.68
9/09/2025	Laguna Beach County Water District	July 2025 Water deliveries		476,304.84
9/09/2025	City of Seal Beach	July 2025 Water deliveries		14,432.10
9/09/2025	Trabuco Canyon Water District	July 2025 Water deliveries		57,761.47
9/10/2025	South Coast Water District	July 2025 Water deliveries		754,635.06
9/11/2025	City of Orange	July 2025 Water deliveries		1,065,721.39
9/12/2025	East Orange Co Water District	July 2025 Water deliveries		610,155.74
9/12/2025	City of San Clemente	July 2025 Water deliveries		1,072,031.36
9/15/2025	Golden State Water Company	July 2025 Water deliveries		1,146,592.69
9/15/2025	Moulton Niguel Water District	July 2025 Water deliveries		3,317,601.04
9/15/2025	Orange County Water District	July 2025 Water deliveries		109,047.83
9/15/2025	Yorba Linda Water District	July 2025 Water deliveries		645,530.93
9/17/2025	City of La Palma	July 2025 Water deliveries		911.55
9/17/2025	City of La Palma	August 2025 Water deliveries		911.55
9/19/2025	Irvine Ranch Water District	August 2025 Water deliveries		2,427,892.49
9/23/2025	City of Newport Beach	August 2025 Water deliveries		541,116.12
9/23/2025	Serrano Water District	August 2025 Water deliveries		11,914.96
9/23/2025	Mesa Water District	August 2025 Water deliveries		178.59
9/25/2025	Trabuco Canyon Water District	August 2025 Water deliveries		76,467.78
9/25/2025	City of Westminster	August 2025 Water deliveries		2,939.89
9/29/2025	City of Buena Park	August 2025 Water deliveries		347,380.54
9/29/2025	Santa Margarita Water District (ID9)	August 2025 Water deliveries		1,005,017.59
9/29/2025	Santa Margarita Water District	August 2025 Water deliveries		3,391,113.92
		TOTAL WATER REVENUES	$	24,609,070.93

Municipal Water District of Orange County
REVENUE / CASH RECEIPT REPORT
September 2025

MISCELLANEOUS REVENUES

Date	From	Description		Amount
9/02/2025	Karl Seckel	September 2025 Retiree Health insurance	$	227.65
9/02/2025	Judy Pfister	September 2025 Retiree Health insurance		36.88
9/08/2025	Steve Hedges	September 2025 Retiree Health insurance		54.20
9/15/2025	Joseph Berg	September 2025 Retiree Health insurance		384.55
9/15/2025	Maribeth Goldsby	September 2025 Retiree Health insurance		306.10
9/26/2025	Stan Sprague	October 2025 Retiree Health insurance		227.65
9/29/2025	Keith Lyon	October 2025 Retiree Health insurance		227.65
9/30/2025	Karl Seckel	October 2025 Retiree Health insurance		227.65
9/02/2025	US Bank Custodial Account	Leaders Credit Union Interest payment		849.32
9/22/2025	US Bank Custodial Account	Toyota Financial and Citigroup Interest payment		5,907.87
9/30/2025	US Bank Custodial Account	Leaders Credit Union Interest payment		849.32
9/17/2025	US Bank	CAL Card rebate check		847.69
9/30/2025	US Bank	Monthly Interest		148.94
9/22/2025	Santa Margarita Water District	July 2025 Smartimer rebate program		59.99
9/02/2025	City of Orange	May 2025 Spray to Drip rebate program		575.80
9/09/2025	City of Fountain Valley	July 2025 Spray to Drip rebate program		668.00
9/12/2025	City of Tustin	July 2025 Spray to Drip rebate program		561.80
9/19/2025	City of Brea	July 2025 Spray to Drip rebate program		2,118.40
9/09/2025	Mesa Water District	June 2025 Turf Removal rebate program		104.00
9/22/2025	El Toro Water District	July 2025 Clothes Washers rebate program		115.00
9/02/2025	City of Orange	June 2025 Turf Removal and Spray to Drip rebate program		416.00
9/16/2025	Golden State Water Company	July 2025 Turf Removal and Spray to Drip rebate program		208.00
9/16/2025	City of Orange	July 2025 Turf Removal and Spray to Drip rebate program		1,382.20
9/16/2025	Mesa Water District	July 2025 Turf Removal and Spray to Drip rebate program		876.00
9/19/2025	City of Huntington Beach	July 2025 Turf Removal and Spray to Drip rebate program		312.00
9/29/2025	City of Orange	August 2025 Turf Removal and Spray to Drip rebate program		624.00
9/12/2025	City of San Clemente	July 2025 Turf Removal and Clothes Washers rebate program		604.00
9/16/2025	Moulton Niguel Water District	July 2025 Smartimer, Turf Removal and Clothes Washers rebate program		13,086.80
9/19/2025	Irvine Ranch Water District	July 2025 Smartimer, Turf Removal, Spray to Drip and Rotating Nozzles rebate program		15,150.76
9/22/2025	South Coast Water District	FY 2024-26 Conservation Framework Technical Assistance program		81,820.00
9/08/2025	City of La Habra	Water Loss Control Shared Services FY 2025-26		6,392.00
9/09/2025	City of Fountain Valley	Water Loss Control Shared Services FY 2025-26		22,355.00
9/12/2025	City of Brea	Water Loss Control Shared Services FY 2025-26		11,797.00
9/12/2025	City of Tustin	Water Loss Control Shared Services FY 2025-26		7,250.00
9/16/2025	City of Seal Beach	Water Loss Control Shared Services FY 2025-26		2,416.00
9/16/2025	Yorba Linda Water District	Water Loss Control Shared Services FY 2025-26		9,280.00
9/16/2025	Mesa Water District	Water Loss Control Shared Services FY 2025-26		48,200.00
9/17/2025	City of La Palma	Water Loss Control Shared Services FY 2025-26		3,255.00
9/26/2025	City of Fullerton	Water Loss Control Shared Services FY 2025-26		19,890.00
9/29/2025	City of Santa Ana	Water Loss Control Shared Services FY 2025-26		50,760.00
9/09/2025	City of Garden Grove	Water Loss Control Technical Assistance - E Source		38,200.00
9/02/2025	City of Newport Beach	Water Loss Control Technical Assistance - E Source		10,120.00
9/08/2025	City of Orange	Water Loss Control Technical Assistance - E Source		10,120.00
9/12/2025	City of Brea	Water Loss Control Technical Assistance - E Source		5,660.00
9/16/2025	City of Seal Beach	Water Loss Control Technical Assistance - E Source		27,920.00
9/17/2025	City of La Palma	Water Loss Control Technical Assistance - E Source		12,150.00
9/29/2025	Yorba Linda Water District	Water Loss Control Technical Assistance - E Source		10,120.00
9/08/2025	City of Santa Ana	Jan-Jun 2025 School Billing		56,291.72
9/02/2025	City of Newport Beach	FY 2025-26 Choice Programs Billing		11,355.44
9/03/2025	City of Fountain Valley	FY 2025-26 Choice Programs Billing		23,862.00
9/03/2025	City of Orange	FY 2025-26 Choice Programs Billing		56,069.72
9/08/2025	East Orange Co Water District	FY 2025-26 Choice Programs Billing		914.92
9/09/2025	El Toro Water District	FY 2025-26 Choice Programs Billing		98,534.81
9/09/2025	City of Seal Beach	FY 2025-26 Choice Programs Billing		5,702.86
9/09/2025	Santa Margarita Water District	FY 2025-26 Choice Programs Billing		122,350.72
9/09/2025	Trabuco Canyon Water District	FY 2025-26 Choice Programs Billing		22,950.02
9/12/2025	Irvine Ranch Water District	FY 2025-26 Choice Programs Billing		211,396.40

Municipal Water District of Orange County
REVENUE / CASH RECEIPT REPORT
September 2025

MISCELLANEOUS REVENUES

Date	From	Description		Amount
9/12/2025	City of San Clemente	FY 2025-26 Choice Programs Billing	$	26,344.66
9/12/2025	City of Tustin	FY 2025-26 Choice Programs Billing		35,939.28
9/16/2025	Mesa Water District	FY 2025-26 Choice Programs Billing		39,100.59
9/17/2025	City of La Palma	FY 2025-26 Choice Programs Billing		218.80
9/19/2025	City of Huntington Beach	FY 2025-26 Choice Programs Billing		103,243.23
9/22/2025	City of Garden Grove	FY 2025-26 Choice Programs Billing		67,334.36
9/22/2025	South Coast Water District	FY 2025-26 Choice Programs Billing		54,010.58
9/29/2025	Yorba Linda Water District	FY 2025-26 Choice Programs Billing		60,107.15
9/30/2025	City of Newport Beach	AWIA Risk and Resilience Assessment		49,450.00

TOTAL MISCELLANEOUS REVENUES	**$**	**1,470,040.48**
TOTAL REVENUES	**$**	**26,079,111.41**

Melissa Baum-Haley for
Harvey De La Torre, General Manager

Hilary Chumpitazi
Hilary Chumpitazi, Treasurer

Municipal Water District of Orange County
Disbursement Approval Report
For the month of October 2025

Vendor/ Invoice	Description	Amount to Pay
Core Expenditures:		
ACCO Engineered Systems Inc		
20731902	08/27/25 HVAC repair service due to noise caused by loose hanger strap	374.50
20733190	08/20/25 HVAC services to replace and install condensate pump and standard thermostat in the server room	2,420.43
Total		**2,794.93**
Ackerman Consulting-Richard C Ackerman		
1453	September 2025 Legal and regulatory specialized consulting services	3,500.00
Total		**3,500.00**
Alta FoodCraft		
12543691	September 2025 Coffee and tea supplies	49.17
Total		**49.17**
Assa Abloy Entrance Systems US Inc		
SEI 1904741	09/17/25 Work performed on MWDOC entry door to raise it above tiles	678.75
Total		**678.75**
Best Best and Krieger LLP		
55401-AUG25	August 2025 Legal services	14,432.10
Total		**14,432.10**
Carollo Engineers, Inc		
FB72025	August 2025 Urban Water Management Plan Development services	11,306.17
Total		**11,306.17**
California Council for Environmental and Economic Balance-CCEEB		
2025-207	Participation in CEEB Projects from 07/01/25-06/30/26	29,000.00
Total		**29,000.00**
CDW Government		
1CHWXPM	Annual Grammarly software subscription	5,358.08
Total		**5,358.08**
Department of Justice		
092025	FY 2024-25 RFP-1 Filing for Water Facilities Corporation	25.00
Total		**25.00**
ComputerWorks NFP Solutions		
6792	Accufund service support - Pay as you go rate	262.50
Total		**262.50**
CSU Fullerton ASC		
AR175720	Lunch and Learn workshop: Competition and Organizational Goals on 10/28/25	3,000.00
Total		**3,000.00**

Municipal Water District of Orange County
Disbursement Approval Report
For the month of October 2025

Vendor/ Invoice	Description	Amount to Pay
Green Thumb (Indoor Plant Care) LLC-Dedo Verde Interior		
20250795	October 2025 Indoor plant service	305.50
Total		**305.50**
Dopudja & Wells Consulting Inc		
2297	August 2025 Consulting services on MET Strategic Issues and Priorities	6,823.12
2298	August 2025 Senior Advisory Consulting Services for State and Federal Legislative and Policy Matters	2,732.66
Total		**9,555.78**
E Source Companies LLC		
14033	August 2025 Retail Agency Technical Assistance services	3,850.00
Total		**3,850.00**
FLO Analytics-Maul Foster & Alongi Inc		
69087	August 2025 GIS Needs Assessment	2,080.00
Total		**2,080.00**
Maribeth Goldsby		
82525	July-September 2025 Retiree medical premium	777.00
Total		**777.00**
GovConnection Inc		
76878348	Annual subscription renewal for Acrobat Pro and Creative Cloud Apps	7,611.63
Total		**7,611.63**
Hashtag Pinpoint Corporation		
2000	September 2025 Social Media consultation and services	7,913.00
Total		**7,913.00**
Hazen and Sawyer, DPC		
7	August 2025 Development of OC Demand Forecasts for Urban Water Management Plans	38,002.75
Total		**38,002.75**
Jill Promotions		
12715	Promotional item - Branded clipboards	959.57
12716	Name badges for staff	153.53
Total		**1,113.10**
Lawnscape Systems Inc		
455019	September 2025 Landscape maintenance for Atrium	495.00
Total		**495.00**
Phil Letrong		
92325	July-September 2025 Retiree medical premium	555.00
Total		**555.00**

Municipal Water District of Orange County
Disbursement Approval Report
For the month of October 2025

Vendor/ Invoice	Description	Amount to Pay
Keith Lyon		
90925	July-September 2025 Retiree medical premium	1,110.00
Total		**1,110.00**
Natural Resource Results LLC		
5595	September 2025 Federal Advocacy Agreement services	8,000.00
Total		**8,000.00**
NDS		
856256	09/05/25 Board packet delivery service	171.39
856368	09/12/25 Board packet delivery service	171.39
856706	09/25/25 Board packet delivery service	171.39
Total		**514.17**
ODP Business Solutions LLC		
439189576001	09/03/25 Office supplies	134.77
441286608001	09/22/25 Office supplies	331.47
Total		**466.24**
Office Solutions		
I-02338331	09/05/25 Tabs for board packets	450.28
I-02338531	09/05/25 Office supplies	198.19
I-02338625	09/08/25 Name plate holders for Board and staff	551.91
I-02338746	09/08/25 Office supplies	24.27
I-02338811	09/08/25 Office supplies	34.26
I-02339108	09/09/25 Office supplies	36.56
I-02339920	09/11/25 Office supplies	25.21
I-02341240	09/18/25 Business cards for staff	51.93
I-02343695	09/29/25 Office supplies	203.95
I-02343956	09/30/25 Name plate holders for Board and staff	551.91
I-02344553	10/01/25 Office supplies	80.89
Total		**2,209.36**
Orange County Water District		
27783	August 2025 Postage, shared office & maintenance expense	12,121.80
Total		**12,121.80**
Packet Fusion Inc		
PB17351	Annual Zoom cloud-based phone service	15,850.72
Total		**15,850.72**
PeopleSpace		
105358	09/22/25 Office supplies	1,758.81
Total		**1,758.81**
Judy Pfister		
91925	January-September 2025 Retiree medical premium	1,665.00
Total		**1,665.00**

Municipal Water District of Orange County
Disbursement Approval Report
For the month of October 2025

Vendor/ Invoice	Description	Amount to Pay
Karl Seckel		
90325	July-September 2025 Retiree medical premium	1,554.00
Total		**1,554.00**
Syrus Devers Advocacy LLC		
1127	September 2025 State Legislative Advocacy services	8,000.00
Total		**8,000.00**
Pauline D Wennerstrom		
90625	July-September 2025 Retiree medical premium	552.00
Total		**552.00**
Whittingham Public Affairs Advisors-WPAA		
003151	October 2025 Strategic guidance on local & regional issues	5,000.00
Total		**5,000.00**
Total Core Expenditures		**201,467.56**

Choice Expenditures:

Building Block Entertainment Inc		
3936-3	September 2025 Choice Elementary School Program K-2	28,549.00
Total		**28,549.00**
Mission RCD		
3526	September 2025 Field inspection and verification for Water Use Efficiency rebate programs	1,814.00
Total		**1,814.00**
Office Solutions		
I-02342180	09/22/25 Supplies for Water Loss Control Shared Services	56.93
Total		**56.93**
Orange County Water District		
27783	August 2025 Postage for Water Use Efficiency rebate programs	53.15
Total		**53.15**
Red Wing Business Advantage Account		
20250910112477	Boots for Water Loss Control Technician	300.00
Total		**300.00**
Westerly Meter Service Co.-Lane M Matsuno		
17956	September 2025 Meter Accuracy Testing for Trabucco Canyon Water District	1,800.00
17957	September 2025 Meter Accuracy Testing for Mesa Water District	2,600.00
Total		**4,400.00**
Total Choice Expenditures		**35,173.08**

Municipal Water District of Orange County
Disbursement Approval Report
For the month of October 2025

Vendor/ Invoice	Description	Amount to Pay
Other Funds Expenditures:		
E Source Companies LLC		
14033	August 2025 Retail Agency Technical Assistance services	15,380.00
Total		**15,380.00**
Environmental Incentives Inc		
MWDOC TAP-06	August 2025 Frameworks Technical Assistance Program services	15,122.00
Total		**15,122.00**
Mission RCD		
3526	September 2025 Field inspection and verification for Water Use Efficiency rebate programs	8,893.20
Total		**8,893.20**
Herndon Solutions Group LLC		
INV-0000011203	August 2025 services to assist with AWIA compliance (RRA) - Buena Park	19,780.00
INV-0000011204	August 2025 services to assist with AWIA compliance (ERP) - Fullerton	8,625.00
INV-0000011205	August 2025 services to assist with AWIA compliance (ERP) - Garden Grove	8,625.00
INV-0000011206	August 2025 services to assist with AWIA compliance (ERP) - Huntington Beach	8,625.00
INV-0000011207	August 2025 services to assist with AWIA compliance (ERP) - MNWD	8,625.00
INV-0000011208	August 2025 services to assist with AWIA compliance (RRA) - Newport Beach	19,780.00
INV-0000011209	August 2025 services to assist with AWIA compliance (ERP) - Orange	8,625.00
INV-0000011210	August 2025 services to assist with AWIA compliance (ERP) - Santa Ana	8,625.00
INV-0000011211	August 2025 services to assist with AWIA compliance (ERP) - SCWD	8,625.00
INV-0000011212	August 2025 services to assist with AWIA compliance (ERP) - SMWD	8,625.00
INV-0000011213	August 2025 services to assist with AWIA compliance (RRA) - Westminister	19,780.00
Total		**128,340.00**
Jill Promotions		
12711	09/14/25 WEROC logo apparel for trainings and exercises	273.21
Total		**273.21**
NV5 Geospatial		
473266	September 2025 Dedicated Irrigation Meter Measurement services - Buena Park	10,849.86
473269	September 2025 Meter Area Measurement services - SCWD, La Habra, YLWD	13,577.00
Total		**24,426.86**
Total Other Funds Expenditures		**192,435.27**
Total Expenditures		**429,075.91**

Municipal Water District of Orange County
Disbursement Ratification Report
For the Month of September 2025

Name/ Date	Check/ EFT	Invoice	Description	Amount
Core Disbursements:				
Melissa Buendia				
9/30/2025	144241	82125	August 2025 Business expense	3.36
Total				**3.36**
Corodata Records Management Inc				
9/30/2025	EFT	RS7110893	August 2025 Records Storage Fees	74.15
Total				**74.15**
Larry Dick				
9/30/2025	EFT	81525	August 2025 Business expense	93.80
Total				**93.80**
Tina Jocelyn Fann				
9/30/2025	EFT	72525	July 2025 Business expense	147.00
9/30/2025	EFT	80825	August 2025 Business expense	98.00
Total				**245.00**
Sam Fetter				
9/30/2025	EFT	81525	06/02/25-08/15/25 Education reimbursement	2,554.00
Total				**2,554.00**
Cathleen Harris				
9/30/2025	EFT	73125	July 2025 Business expense	209.45
Total				**209.45**
Home Depot Credit Services				
9/09/2025	144227	WN28575336	08/05/25 Curtain rod for Privacy Room	65.24
Total				**65.24**
Al Nederhood				
9/30/2025	EFT	82825	August 2025 Business expense	340.22
Total				**340.22**
Ricoh USA Inc				
9/15/2025	EFT	5071897657	05/28/25-08/27/25 Ricoh copier maintenance	163.35
Total				**163.35**
Megan Schneider				
9/30/2025	EFT	82025	August 2025 Business expense	111.70
Total				**111.70**
Karl Seckel				
9/30/2025	EFT	82025	August 2025 Business expense	27.30
Total				**27.30**
Spectrum Business				
9/04/2025	144225	188955001082125	September 2025 Internet expense	1,034.00
Total				**1,034.00**
Jeffery Thomas				
9/30/2025	EFT	50725	April-May 2025 Business expense	98.00
9/30/2025	EFT	82225	August 2025 Business expense	180.60
Total				**278.60**

Municipal Water District of Orange County
Disbursement Ratification Report
For the Month of September 2025

Name/ Date	Check/ EFT	Invoice	Description	Amount
US Bank				
9/30/2025	144247	2978/4192/8910/1189-AUG25	07/23/25-08/22/25 Cal Card Charges	39,970.39
Total				39,970.39
Verizon Wireless				
9/04/2025	144226	6121805603	August 2025 4G Mobile broadband unlimited service	80.02
Total				80.02
Jennifer Wicks				
9/30/2025	144249	71425	July 2025 Business expense	41.91
9/30/2025	144249	82725	August 2025 Business expense	107.29
Total				149.20
Total Core Disbursements				45,399.78

Choice Disbursements:

Laguna Beach County Water District				
9/15/2025	144233	17852	FY 2025-2026 Choice Program Billing Refund	4,262.35
Total				4,262.35
City of Santa Ana				
9/15/2025	144240	17860	FY 2025-2026 Choice Program Billing Refund	35.93
Total				35.93
US Bank				
9/30/2025	144247	8910-AUG25	07/23/25-08/22/25 Cal Card Charges	949.86
Total				949.86
US Bank Voyager Fleet Systems				
9/15/2025	EFT	8694349932535	7/25/25-8/24/25 Fuel for Water Loss Control Shared Services Vehicles	473.78
Total				473.78
Total Choice Disbursements				5,721.92

Other Funds Disbursements:

AT&T				
9/15/2025	144228	23979645	August 2025 Telephone expense for WEROC N. EOC	40.14
Total				40.14
City of La Habra				
9/15/2025	144232	81925	Refund for overpayment of CY 2025 Water Loss Control Techinical Assistance	22,340.00
Total				22,340.00
Gabriela Landeros				
9/30/2025	EFT	82725	August 2025 Business expense	195.91
Total				195.91
Mesa Water District				
9/15/2025	EFT	11866	July 2025 Credit for Local Resource Program	57,619.41
Total				57,619.41

Municipal Water District of Orange County
Disbursement Ratification Report
For the Month of September 2025

Name/ Date	Check/ EFT	Invoice	Description	Amount
Metropolitan Water District				
9/30/2025	EFT09302025	11925	July 2025 Water deliveries	19,798,006.76
Total				**19,798,006.76**
Santiago Aqueduct Commission				
9/30/2025	144245	72025	July 2025 SAC Pipeline Operation Surcharge	2,499.96
Total				**2,499.96**
Santa Margarita Water District				
9/30/2025	EFT	72025	July 2025 SCP Operation Surcharge	32,444.40
Total				**32,444.40**
Spray to Drip Rebate				
9/30/2025	144263	S2D7-R-HB-54825-23759	B. Milnor	674.00
9/30/2025	144252	S2D7-R-IRWD-54833-23721	E. Bauhofer	617.00
9/30/2025	144259	S2D7-R-IRWD-54901-23773	H. Huang	1,408.00
9/30/2025	144254	S2D7-R-IRWD-54939-23801	C. Chok	972.00
9/30/2025	144250	S2D7-R-SM-55027-23848	B. Amini	628.00
9/30/2025	144267	S2D7-R-TC-54628-23557	A. Savdharia	3,075.00
9/30/2025	144257	S2D7-R-TUST-38732-23617	B. Ferreira	1,786.00
9/30/2025	144269	S2D7-R-YLWD-54854-23736	E. Tan	1,115.10
Total				**10,275.10**
Turf Rebate				
9/30/2025	144264	TR17-R-HB-54825-53497	B. Milnor	1,914.00
9/30/2025	144253	TR17-R-IRWD-54833-53509	E. Bauhofer	1,686.00
9/30/2025	144260	TR17-R-IRWD-54901-53602	H. Huang	4,170.00
9/30/2025	144255	TR17-R-IRWD-54939-53651	C. Chok	2,358.00
9/30/2025	144262	TR17-R-MNT-54545-53133-NS	W. Lee	12,025.00
9/30/2025	144265	TR17-R-MNT-54792-53459	M. Newman	1,632.00
9/30/2025	144256	TR17-R-MNT-54933-53644-NS	T. Fate	3,305.00
9/30/2025	144261	TR17-R-O-54830-53505	J. Klima	2,154.00
9/30/2025	144266	TR17-R-SM-54903-53608	V. Safranek	1,278.00
9/30/2025	144251	TR17-R-SM-55027-53709	B. Amini	1,461.00
9/30/2025	144268	TR17-R-TC-54628-53248	A. Savdharia	5,792.00
9/30/2025	144258	TR17-R-TUST-38732-53057	B. Ferreira	5,071.00
Total				**42,846.00**
TIC Investment Company LLC - Irvine Company				
9/30/2025	144246	RTF5566	ORP Recycled Water Incentive for the Villa Siena HOA Project	2,479.75
Total				**2,479.75**
US Bank				
9/30/2025	144247	3115-AUG25	07/23/25-08/22/25 Cal Card Charges - WEROC	920.31
Total				**920.31**
US Bank Voyager Fleet Systems				
9/15/2025	EFT	8694349932535	7/25/25-8/24/25 Fuel for WEROC Mobile EOC	71.85
Total				**71.85**
Verizon Wireless				
9/04/2025	144226	6121805603	August 2025 4G Mobile broadband unlimited service	220.08
Total				**220.08**
Total Other Funds Disbursements				**19,969,959.67**

Municipal Water District of Orange County
Disbursement Ratification Report
For the Month of September 2025

Name/ Date	Check/ EFT	Invoice	Description	Amount
Total Disbursements				20,021,081.37

Melissa Baum-Haley for
Harvey De La Torre, General Manager

Hilary Chumpitazi
Hilary Chumpitazi, Treasurer

Cal Card Charges
Statement Date: August 22, 2025
Payment Date: September 30, 2025

Date	Description	Amount
Assistant General Manager Card:		
7/31/2025	July 2025 Meals for M. Baum-Haley's meetings	182.00
8/11/2025	August 2025 Meals for M. Baum-Haley's meeting	144.20
Total:		**326.20**
General Manager Card:		
7/21/2025	CSDA 2025 Board Secretary/Clerk Conference in Santa Rosa, CA from 10/27/25-10/29/25 - Registration for A. Crespi	760.00
7/22/2025	CSDA 2025 Annual Conference in Monterey, CA from 08/25/25-08/28/25 - Registration refund for H. De La Torre	(1,215.00)
7/22/2025	CSDA 2025 Annual Conference in Monterey, CA from 08/25/25-08/28/25 - Registration for M. Baum-Haley	840.00
7/23/2025	July 2025 Meals for H. De La Torre's meetings	121.93
7/23/2025	GFOA 2025 Annual Governmental GAAP Update Encore (Virtual) on 12/17/25 - Registration for H. Chumpitazi	150.00
7/23/2025	Annual CA Water Data Summit from 08/19/25-08/21/25 in Davis, CA - Airfare for C. Harding	146.96
7/29/2025	Lunch for the Emergency Water Supplies to South Orange County - Stakeholders meeting held in the Joint Board Room in Fountain Valley, CA on 07/30/25	872.35
7/29/2025	Sustain Southern California Water Solutions 10 in Irvine, CA on 08/26/25 - Registration for R. Crane	50.00
8/01/2025	CSDA 2025 Annual Conference in Monterey, CA from 08/25/25-08/28/25 - Registration for A. Nederhood	990.00
8/02/2025	Colorado River Water Users Association 2025 Conference in Las Vegas, NV from 12/16/25-12/18/25 - Accommodations for H. De La Torre, M. Baum-Haley, and H. Baez	612.24
8/02/2025	Colorado River Water Users Association 2025 Conference in Las Vegas, NV from 12/16/25-12/18/25 - Accommodations for J. Thomas and A. Nederhood	408.16
8/02/2025	CSDA 2025 Annual Conference in Monterey, CA from 08/25/25-08/28/25 - Airfare for A. Nederhood	668.00
8/07/2025	AWWA Watersmart Innovations 2025 in Reno, NV from 10/07/25-10/09/25 - Accommodations for S. Fetter, R. Waite-Harvey, C. Harding, and T. Fann	591.08
8/07/2025	CSDA Annual Conference & Exhibitor Showcase in 2025 in Monterey, CA from 08/25/25-08/28/25 - Accommodations for H. Baez	294.80
8/08/2025	CSDA HR Boot Camp for Special Districts Virtual Workshop from 10/15/25-10/16/25 - Registration for C. Harris	190.00
8/08/2025	CSDA 2025 Annual Conference in Monterey, CA from 08/25/25-08/28/25 - Accommodations for A. Nederhood and D. Micalizzi	590.12
8/09/2025	Yorba Linda Mayor's Breakfast on 09/18/25 - Registration for A. Nederhood	38.19
8/12/2025	CCEEB's SIS Conference in Reno, NV from 07/13/25-07/16/25 - Accommodations for H. Baez & R. Crane	132.60
8/13/2025	OCWA Three Buckets of AI: An OCWA Industry Insight Meeting in Irvine, CA on 08/20/25 - Registration for S. Sriboonlue	30.00
8/14/2025	CSDA 2025 Annual Conference in Monterey, CA from 08/25/25-08/28/25 - Accommodation for M. Baum-Haley	294.80
8/14/2025	CSDA 2025 Annual Conference in Monterey, CA from 08/25/25-08/28/25 - Airfare for D. Micalizzi	606.97
8/15/2025	ReScape Maintenance Qualification Training (Virtual) - Registration for T. Fann	695.00
8/16/2025	CSDA 2025 Annual Conference in Monterey, CA from 08/25/25-08/28/25 - Airfare change for M. Baum-Haley	10.00

Cal Card Charges
Statement Date: August 22, 2025
Payment Date: September 30, 2025

Date	Description	Amount
General Manager Card (continued)		
8/20/2025	August 2025 Meals for H. De La Torre's meetings	739.36
8/20/2025	ACWA 2025 Fall Conference in San Diego, CA from 12/02/25-12/04/25 - Registration for H. De La Torre, M. Baum-Haley, H. Baez, and D. Micalizzi	3,996.00
8/20/2025	ACWA 2025 Fall Conference in San Diego, CA from 12/02/25-12/04/25 - Registration for R. Crane, A. Nederhood, and M. Yoo Schneider	2,997.00
Total:		**15,610.56**
WEROC Card:		
8/05/2025	August 2025 Iridium Standby Plan service charge for WEROC's three satellite phones	67.17
8/12/2025	Purchase of CalOES/CSTI WEROC ICS 402 EM certificates for training	228.38
8/12/2025	Survey Monkey annual subscription for WEROC member agency trainings and exercises	468.00
8/13/2025	Starlink standby mode fees from 08/13/25-09/01/25 for WEROC's Mobile EOC	2.91
8/15/2025	August 2025 Meals for V. Osborn's meetings	153.85
Total:		**920.31**
Public Affairs Card:		
7/24/2025	WEEA tabling and event supplies	84.43
7/29/2025	WEEA Sponsors in-person meeting and lunch	738.00
7/31/2025	California Association of Public Information Officials annual membership renewal for S. Wilson	300.00
7/31/2025	August 2025 Open AI monthly subscription, language processing tool	20.00
8/03/2025	August 2025 Monthly Public Storage Unit for Public Affairs	840.00
8/05/2025	PRSA annual membership renewal for J. Orozco	432.00
8/05/2025	California Association of Public Information Officials annual membership renewal for K. Vincent	300.00
8/05/2025	Sand sifters for beach clean up event on 09/20/25	51.64
8/06/2025	CAPIO Roadmap to Digital Accessibility Compliance webinar training on 08/14/25 for K. Vincent	30.00
8/06/2025	Padlet subscription for online surveys and message boards for WEEA	88.07
8/12/2025	Lunch for 75th Anniversary staff planning committee on 08/13/25	340.17
8/18/2025	August 2025 Meals for D. Micalizzi's meetings	221.93
8/20/2025	Team welcome lunch for new Public Affairs staff	171.90
8/21/2025	Urban Water Institute Annual Conference 2025 in San Diego, CA from 08/20/25-08/22/25 - Accommodation and meals for staff, directors, and guest	765.84
Total:		**4,383.98**
Administration Card:		
7/23/2025	Flowers for staff	106.35
7/24/2025	(2) Western Digital hard drives for archival and disaster recovery	178.34
7/24/2025	Lunch for All Staff meeting	1,205.83
7/24/2025	(2) Eight outlet mountable power strips	50.00
7/24/2025	August 2025 service charge for evaluation of Microsoft Dynamics ERP system	6.00
7/25/2025	July 2025 monthly web hosting and database charges	152.99
7/26/2025	Purchase of locking mailbox	797.22
7/31/2025	Sewerin AquaTest T-10 equipment repairs for Water Loss Control	138.70
7/31/2025	Security certificate (SSL) for ricoh copier	99.99
7/31/2025	Birthday bagels on 07/30/25	45.64
7/31/2025	Supplies for Water Loss Control Shared Services	190.26
8/01/2025	Supplies for privacy room	86.18

Cal Card Charges
Statement Date: August 22, 2025
Payment Date: September 30, 2025

Date	Description	Amount
Administration Card (continued)		
8/01/2025	Supplies for privacy room	86.19
8/01/2025	August 2025 monthly subscription for email services to support secure delivery of email	25.00
8/03/2025	Supplies for Water Loss Control Shared Services	18.47
8/04/2025	Supplies for privacy room	26.32
8/04/2025	Lunch for Management Staff meeting	169.48
8/05/2025	Keyboard Video Mouse (KVM) extender for conference room 101 presentation workstation	227.28
8/05/2025	Deposit for MWDOC Staff Holiday Luncheon at Maggiano's Little Italy on 12/11/25	1,200.00
8/05/2025	Office supplies	151.15
8/05/2025	Branded safety vests for Water Loss Control	502.43
8/06/2025	Two Samsung laptops for staff	3,163.73
8/07/2025	Supplies for privacy room	48.58
8/08/2025	Mounting kit and cables for conference room 101 web cameras	136.26
8/10/2025	Web camera for conference room 101	526.35
8/12/2025	Monthly charge for 500GB of SharePoint storage	105.00
8/13/2025	Carpet repair on 08/08/25	1,000.00
8/14/2025	August 2025 Meals for C. Harris' meeting	46.07
8/15/2025	(3) wireless keyboard/mouse sets for staff	179.40
8/17/2025	(6) Dell LCDs for staff	1,073.94
8/17/2025	August 2025 cloud storage fee to archive Laserfiche documents for compliance/immutability	24.39
8/17/2025	Supplies for privacy room	38.92
8/18/2025	August 2025 Wireless Internet Backup	45.00
8/19/2025	Refreshments for OC GIS Users Group meeting in Fountain Valley, CA on 08/19/25	154.00
8/19/2025	Printer toner for HR and plotter	352.32
8/19/2025	September 2025 Monthly eFax service charge	10.00
8/20/2025	Two Samsung laptops for staff	3,163.73
8/21/2025	Toll Road replenishment charge for Water Loss Control Shared Services vehicles	100.00
8/21/2025	AccuFund Accounting Suite annual maintenance and license renewal	4,968.00
Total:		**20,599.51**

Municipal Water District of Orange County
GM Approved Disbursement Report [1]
For the Month of September 2025

Name/ Date	Check/ EFT	Invoice	Description	Amount
Core Disbursements:				
CALPERS				
9/19/2025	EFT09192025	100000018034850	Fees for GASB-68 Reports & Schedules for June 30, 2025	350.00
Total				350.00
eSentire, Inc				
9/30/2025	EFT	INESCA0031124	Annual CrowdStrike cybersecurity services - Managed Detection and Response (MDR)	36,816.60
Total				36,816.60
Petra Sosa				
9/04/2025	144224	752755	Lunch for the monthly OC WUE Workgroup meeting in Fountain Valley, CA on 09/04/25	640.00
Total				640.00
Tracker A Division of C2 LLC				
9/30/2025	EFT	INV-0624325	Portfolio Accounting and Reporting - Annual subscription fee renewal	3,780.00
Total				3,780.00
Total Core Disbursements				41,586.60
Choice Disbursements:				
Total Choice Disbursements				-
Other Funds Disbursements:				
Total Other Funds Disbursements				-
Total Disbursements				41,586.60

Melissa Baum-Haley for
Harvey De La Torre, General Manager

Hilary Chumpitazi
Hilary Chumpitazi, Treasurer

[1] For disbursements that did not make the cut-off of previous month's Disbursement Approval report. Disbursements are approved by GM for payment and need A & F Committee ratification.

Street Address:
18700 Ward Street
Fountain Valley, California 92708

Mailing Address:
P.O. Box 20895
Fountain Valley, CA 92728-0895

(714) 963-3058
Fax: (714) 964-9389
www.mwdoc.com

Bob McVicker, P.E., D.WRE
President

Jeffery M. Thomas
Vice President

Randall Crane, Ph.D.
Director

Larry D. Dick
Director

Al Nederhood
Director

Karl W. Seckel, P.E.
Director

Megan Yoo Schneider, P.E.
Director

Harvey F. De La Torre
General Manager

MEMBER AGENCIES

City of Brea
City of Buena Park
East Orange County Water District
El Toro Water District
Emerald Bay Service District
City of Fountain Valley
City of Garden Grove
Golden State Water Co.
City of Huntington Beach
Irvine Ranch Water District
Laguna Beach County Water District
City of La Habra
City of La Palma
Mesa Water District
Moulton Niguel Water District
City of Newport Beach
City of Orange
Orange County Water District
City of San Clemente
Santa Margarita Water District
City of Seal Beach
Serrano Water District
South Coast Water District
Trabuco Canyon Water District
City of Tustin
City of Westminster
Yorba Linda Water District

Municipal Water District of Orange County
Consolidated Summary of Cash and Investments
August 31, 2025

District investments and cash balances are held in various funds designated for certain purposes as follows:

Fund	Book Value	% of Portfolio
Restricted Reserves		
WEROC Operating Fund	$ 618,295	2.60%
Pension 115 Trust	2,404,382	10.12%
Total Restricted Reserves	$3,022,677	12.72%
Designated Reserves		
Operating Reserves	$4,058,262	17.09%
Election Reserve	1,709,967	7.20%
OPEB Reserve	297,147	1.25%
Total Designated Reserves	$6,065,376	25.54%
General Operations Fund	$13,500,327	56.83%
Water Purchase Payments Fund	3,068,660	12.92%
Conservation Fund	(1,921,885)	(8.09%)
Trustee Activities – AMP	18,783	0.08%
Total Other Funds	$14,665,885	61.74%
Total	**$23,753,938**	**100.00%**

The funds are invested as follows:

Term of Investment	% of Portfolio	Book Value	Market Value
Cash	0.42%	$ 100,241	$ 100,241
Pension 115 Trust	10.12%	2,404,382	2,404,382
Short-term investment			
• LAIF	57.31%	13,613,675	13,613,675
• CAMP	19.10%	4,535,652	4,535,652
Long-term investment			
• US Government Issues	1.05%	249,988	246,067
• Corporate Bond	5.05%	1,200,000	1,198,728
• Certificates of Deposit	6.95%	1,650,000	1,656,390
Total	**100.00%**	**$23,753,938**	**$23,755,135**

The average number of days to maturity/call as of August 31, 2025, equaled 95 and the average yield to maturity is 4.128%. During the month of August 2025, the District's average daily balance was $28,493,854.11. Funds were invested in US Bank, Pension 115 Trust, Negotiable Certificate of Deposits, Corporate Bonds, US Government Issues, Local Agency Investment Funds (LAIF) and California Asset Management Program (CAMP).

The $1,197 difference between the book value and the market value on August 31, 2025, represents the exchange difference if all investments had been liquidated on that date. Since it is the District's practice to "buy and hold" investments until maturity, the market values are a point of reference, not an indication of actual loss or gain. There are no current plans or cash flow requirements identified in the near future that would require the sale of these securities prior to maturity.

Melissa Baum-Haley for
Harvey De La Torre
General Manager

Hilary Chumpitazi
Hilary Chumpitazi
Treasurer

MUNICIPAL WATER DISTRICT OF ORANGE COUNTY

Portfolio Management - Portfolio Summary

August 31, 2025

8/31/2025	Par Value	Market Value	Book Value	% of Portfolio	Days to Mat/Call	YTM @ Cost
Negotiable Certificate Of Deposit	1,650,000.00	1,656,390.00	1,650,000.00	7.76	997	3.679
Corporate Bond	1,200,000.00	1,198,727.50	1,200,000.00	5.65	279	3.010
US Government Issues	250,000.00	246,067.50	249,988.02	1.18	87	0.860
Local Agency Investment Funds	13,613,674.93	13,613,674.93	13,613,674.93	64.07	1	4.251
California Asset Management Program	4,535,651.37	4,535,651.37	4,535,651.37	21.34	1	4.400
Total Investments	**21,249,326.30**	**21,250,511.30**	**21,249,314.32**	**100.00**	**95**	**4.128**
Cash						
Cash	100,241.19	100,241.19	100,241.19		1	0.00
Pension 115 Trust	2,404,382.02	2,404,382.02	2,404,382.02		1	0.00
Total Cash and Investments	**23,753,949.51**	**23,755,134.51**	**23,753,937.53**		**95**	**4.128**

Total Earnings	Month Ending August	Fiscal Year to Date
Current Year	**94,776.87**	**168,922.40**
Average Daily Balance	**28,493,854.11**	
Effective Rate of Return	**4.128%**	

We certify that this report reflects the cash and investments of the Municipal Water District of Orange County and is in conformity with the Government Code requirements and the District Investment Policy and Guidelines in effect at the time of investment. The Investment Program herein shown provides sufficient cash flow liquidity to meet the next six month's estimated expenditure. The source for the market values are from U.S. Bank. Per Resolution 2059 there are no compliance exceptions to report.

Melissa Baum-Haley for — 10/02/2025

Harvey De La Torre, General Manager — Date

Hilary Chumpitazi — 10/02/2025

Hilary Chumpitazi, Treasurer — Date

MUNICIPAL WATER DISTRICT OF ORANGE COUNTY
Portfolio Management
Long-Term Portfolio Details - Investments
August 31, 2025

Issuer	CUSIP/Ticker	Settlement Date	Par Value	Market Value	Book Value	Coupon Rate	YTM @ Cost	Days To Call/Maturity	Maturity Date
Negotiable Certificate Of Deposit									
American Express Bank	02589ADE9	7/20/2022	200,000.00	198,074.00	200,000.00	3.350	3.350	688	7/20/2027
Discover Bank	2546736R2	7/26/2023	250,000.00	254,482.50	250,000.00	4.500	4.500	1,058	7/24/2028
Leaders Credit Union	52171MAN5	8/30/2024	250,000.00	251,102.50	250,000.00	4.000	4.000	1,460	8/30/2029
Magyar Bank	55977RCD3	7/30/2024	250,000.00	251,902.50	250,000.00	4.100	4.100	1,429	7/30/2029
Sallie Mae Bank	7954507A7	7/14/2021	200,000.00	194,946.00	200,000.00	1.000	1.000	317	7/14/2026
State Bank of India	8562852Q3	8/10/2023	250,000.00	256,967.50	250,000.00	4.550	4.550	1,075	8/10/2028
Toyota Financial SGS Bank	89235MPD7	9/27/2022	250,000.00	248,915.00	250,000.00	3.650	3.650	752	9/22/2027
Sub Total			**1,650,000.00**	**1,656,390.00**	**1,650,000.00**	**3.679**	**3.679**	**997**	
US Government Issues									
FHLB	3130ALGR9	3/1/2021	250,000.00	246,067.50	249,988.02	0.850	0.860	87	2/26/2026
Sub Total			**250,000.00**	**246,067.50**	**249,988.02**	**0.850**	**0.860**	**87**	
Corporate Bond									
Bank of America Corp	06048WK41	12/7/2020	250,000.00	248,200.00	250,000.00	1.000	0.800	86	11/25/2025
Barclays Bank	06746CSC4	8/20/2025	250,000.00	250,285.00	250,000.00	4.500	4.500	354	8/20/2030
Citigroup Global Markets	17328WFZ6	9/16/2020	250,000.00	249,575.00	250,000.00	1.000	1.000	16	9/16/2025
Morgan Stanley Fin LLC	61766YKH3	6/29/2022	200,000.00	200,250.00	200,000.00	4.500	4.500	667	6/29/2027
Wells Fargo	95001DLD0	8/18/2025	250,000.00	250,417.50	250,000.00	4.550	4.550	349	8/15/2030
Sub Total			**1,200,000.00**	**1,198,727.50**	**1,200,000.00**	**3.052**	**3.010**	**279**	
Total Investments			**3,100,000.00**	**3,101,185.00**	**3,099,988.02**	**3.208**	**3.193**	**645**	

Total Earnings	Month Ending August	Fiscal Year To Date
Current Year	7,512.62	14,510.69

MUNICIPAL WATER DISTRICT OF ORANGE COUNTY
Portfolio Management
Short-Term Portfolio Details - Cash and Investments
August 31, 2025

Investments	CUSIP/Ticker	Settlement Date	Par Value	Market Value	Book Value	Coupon Rate	YTM @ Cost	Days To Call/Maturity	Maturity Date
Local Agency Investment Funds									
LAIF LGIP	LAIF	6/30/2010	13,613,674.93	13,613,674.93	13,613,674.93	4.251	4.251	1	N/A
Sub Total			**13,613,674.93**	**13,613,674.93**	**13,613,674.93**	**4.251**	**4.251**	**1**	
California Asset Management Program									
CAMP LGIP	CAMP6269	4/1/2025	4,535,651.37	4,535,651.37	4,535,651.37	4.400	4.400	1	N/A
Sub Total			**4,535,651.37**	**4,535,651.37**	**4,535,651.37**	**4.400**	**4.400**	**1**	
Total Investments			**18,149,326.30**	**18,149,326.30**	**18,149,326.30**	**4.288**	**4.288**	**1**	
Cash									
Petty Cash Cash	CASH	7/1/2010	500.00	500.00	500.00	0.000	0.000	1	N/A
US Bank Cash	CASHUSBANK	7/25/2018	99,741.19	99,741.19	99,741.19	0.000	0.000	1	N/A
Pension 115 Trust	PENSION115TRUST	7/31/2018	2,404,382.02	2,404,382.02	2,404,382.02	0.000	0.000	1	N/A
Total Cash			**2,504,623.21**	**2,504,623.21**	**2,504,623.21**	**0.000**	**0.000**	**1**	
Total Cash and Investments			**20,653,949.51**	**20,653,949.51**	**20,653,949.51**	**4.288**	**4.288**	**1**	

Total Earnings	Month Ending August	Fiscal Year To Date
Current Year	87,264.25	154,411.71

Municipal Water District of Orange County
Cash and Investments at August 31, 2025

ALLOCATION	AMOUNT	%
MWDOC		
Restricted Reserves		
WEROC Operating Fund	$ 618,295	2.60%
Pension 115 Trust	2,404,382	10.12%
Total Restricted Reserves	$ 3,022,677	12.72%
Designated Reserves		
Operating Reserve	$ 4,058,262	17.09%
Election Reserve	1,709,967	7.20%
OPEB Reserve	297,147	1.25%
Total Designated Reserves	$ 6,065,376	25.54%
General Operations Fund	$ 13,500,327	56.83%
Water Purchase Payments Fund	3,068,660	12.92%
Conservation Fund	(1,921,885)	-8.09%
Total Other Funds	$ 14,647,102	61.66%
TOTAL MWDOC	$ 23,735,155	99.92%
TRUSTEE ACTIVITIES		
AMP Sales Admin	$ 18,783	0.08%
TOTAL TRUSTEE ACTIVITIES	$ 18,783	0.08%
TOTAL CASH & INVESTMENTS	**$ 23,753,938**	**100.00%**

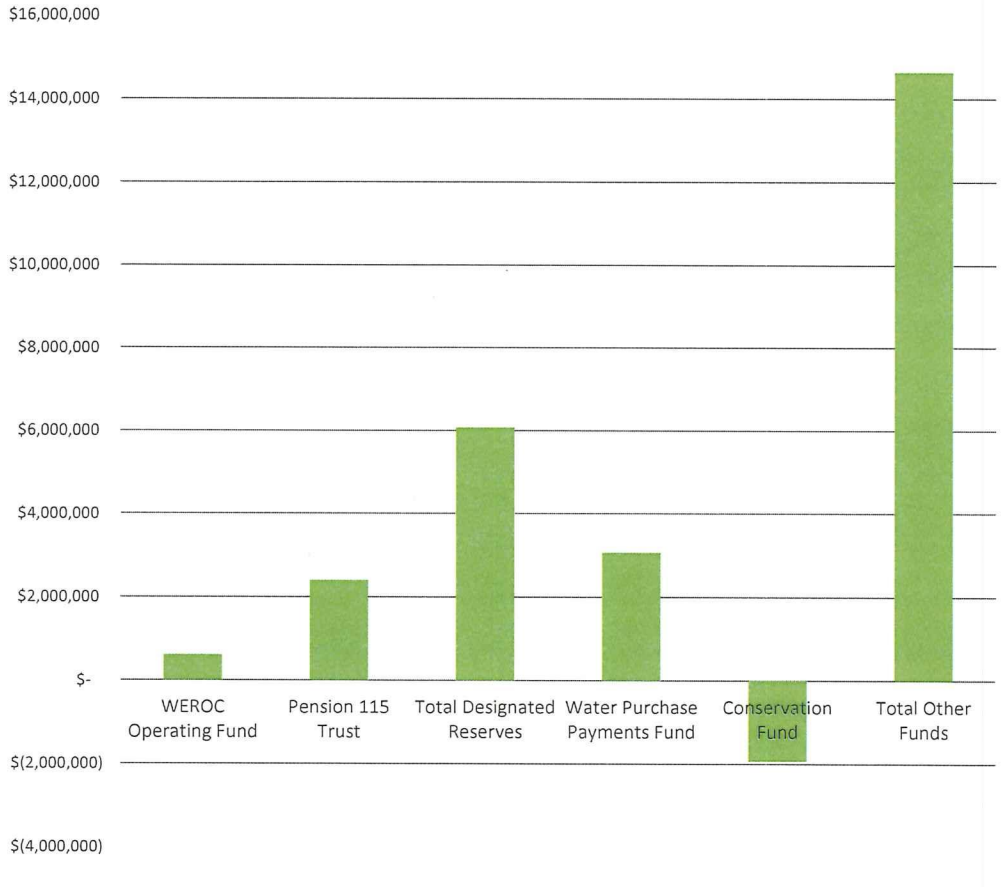

PARS PUBLIC AGENCY RETIREMENT SERVICES

MUNICIPAL WATER DIST OF ORANGE COUNTY
PARS Post-Employment Benefits Trust

Account Report for the Period
8/1/2025 to 8/31/2025

Hilary Chumpitazi
Accounting Manager
Municipal Water Dist of Orange County
18700 Ward Street, Unit B
Fountain Valley, CA 92708

Account Summary

Source	Balance as of 8/1/2025	Contributions	Earnings	Expenses	Distributions	Transfers	Balance as of 8/31/2025
OPEB	$3,147,138.60	$0.00	$56,377.20	$1,530.60	$0.00	$0.00	$3,201,985.20
PENSION	$2,415,230.13	$207,000.00	$43,313.88	$1,174.63	$0.00	$0.00	$2,664,369.38
Totals	$5,562,368.73	$207,000.00	$99,691.08	$2,705.23	$0.00	$0.00	$5,866,354.58

Investment Selection

Source	
OPEB	Moderate - Strategic Blend
PENSION	Moderate - Strategic Blend

Investment Objective

Source	
OPEB	The dual goals of the Moderate Strategy are growth of principal and income. It is expected that dividend and interest income will comprise a significant portion of total return, although growth through capital appreciation is equally important. The portfolio will be allocated between equity and fixed income investments.
PENSION	The dual goals of the Moderate Strategy are growth of principal and income. It is expected that dividend and interest income will comprise a significant portion of total return, although growth through capital appreciation is equally important. The portfolio will be allocated between equity and fixed income investments.

Investment Return

				Annualized Return			
Source	1-Month	3-Months	1-Year	3-Years	5-Years	10-Years	Plan's Inception Date
OPEB	1.79%	5.41%	8.21%	9.94%	6.32%	6.86%	10/26/2011
PENSION	1.78%	5.40%	8.21%	9.96%	6.33%	-	7/31/2018

Information as provided by US Bank, Trustee for PARS; Not FDIC Insured; No Bank Guarantee; May Lose Value

Past performance does not guarantee future results. Performance returns may not reflect the deduction of applicable fees, which could reduce returns. Information is deemed reliable but may be subject to change.
Investment Return: Annualized rate of return is the return on an investment over a period other than one year multiplied or divided to give a comparable one-year return.
Account balances are inclusive of Trust Administration, Trustee and Investment Management fees

MUNICIPAL WATER DISTRICT OF ORANGE COUNTY

COMBINED FINANCIAL STATEMENTS

AND

BUDGET COMPARATIVE

JULY 1, 2025 THRU AUGUST 31, 2025

Municipal Water District of Orange County
Combined Balance Sheet
As of August 31, 2025

	Amount
ASSETS	
Cash in Bank	100,241.19
Investments	23,636,795.53
Accounts Receivable	38,675,068.64
Accounts Receivable - Other	356,374.09
Accrued Interest Receivable	150,598.28
Water Inventory	622,976.00
Prepaids/Deposits	428,004.29
Leasehold Improvements	7,119,285.04
Furniture, Fixtures & Equipment	1,053,854.50
Less: Accumulated Depreciation	(4,417,317.93)
TOTAL ASSETS	**67,725,879.63**
LIABILITIES AND FUND BALANCES	
LIABILITIES	
Accounts Payable	38,976,726.53
Accrued Salaries and Benefits Payable	943,086.29
Other Liabilities	607,093.46
Unearned Revenue	1,102,894.55
TOTAL LIABILITIES	**41,629,800.83**
FUND BALANCES	
Restricted Fund Balances	
WEROC Reserve	581,898.34
Pension 115 Trust	2,404,382.02
Total Restricted Fund Balances	2,986,280.36
Unrestricted Fund Balances	
Designated Reserves	
General Operations	4,058,262.00
Election Expense	1,709,967.00
OPEB	297,147.00
Total Designated Reserves	6,065,376.00
General Fund	7,009,671.19
General Fund Capital	246,408.19
Total Unrestricted Fund Balances	13,321,455.38
Excess Revenue over Expenditure	
Operating Fund	9,882,835.87
Other Funds	(94,492.81)
TOTAL FUND BALANCES	**26,096,078.80**
TOTAL LIABILITIES AND FUND BALANCES	**67,725,879.63**

Municipal Water District of Orange County
Revenues and Expenditures Budget Comparative Report
General Fund
July 1, 2025 thru August 31, 2025

	Month to Date	Year to Date	Annual Budget	% Used	Encumbrance	Budget Remaining
REVENUES						
Retail Connection Charge	0.00	9,939,370.50	9,939,371.00	100.00%	0.00	0.50
Ground Water Customer Charge	0.00	414,371.00	414,371.00	100.00%	0.00	0.00
Water Rate Revenues	**0.00**	**10,353,741.50**	**10,353,742.00**	**100.00%**	**0.00**	**0.50**
Interest Revenue	99,609.71	180,756.12	916,000.00	19.73%	0.00	735,243.88
Subtotal	**99,609.71**	**10,534,497.62**	**11,269,742.00**	**93.48%**	**0.00**	**735,244.38**
Choice Programs	1,186,799.00	1,186,799.00	1,534,798.00	77.33%	0.00	347,999.00
MWD Revenue - Shared Services	0.00	0.00	297,079.00	0.00%	0.00	297,079.00
Miscellaneous Income	0.00	0.00	5,000.00	0.00%	0.00	5,000.00
School Contracts	372,289.03	372,289.03	511,211.00	72.82%	0.00	138,921.97
Delinquent Payment Penalty	0.00	5,516.96	0.00	0.00%	0.00	(5,516.96)
Transfer-In from Reserve	0.00	0.00	123,869.00	0.00%	0.00	123,869.00
Subtotal	**1,559,088.03**	**1,564,604.99**	**2,471,957.00**	**63.29%**	**0.00**	**907,352.01**
TOTAL REVENUES	**1,658,697.74**	**12,099,102.61**	**13,741,699.00**	**88.05%**	**0.00**	**1,642,596.39**

Municipal Water District of Orange County
Revenues and Expenditures Budget Comparative Report
General Fund
July 1, 2025 thru August 31, 2025

	Month to Date	Year to Date	Annual Budget	% Used	Encumbrance	Budget Remaining
EXPENSES						
Salaries & Wages	445,998.25	940,666.23	5,841,489.00	16.10%	0.00	4,900,822.77
Salaries & Wages - Grant Recovery	0.00	0.00	(48,000.00)	0.00%	0.00	(48,000.00)
Director's Compensation	19,801.58	41,616.88	281,917.00	14.76%	0.00	240,300.12
MWD Representation	12,753.56	23,829.02	161,096.00	14.79%	0.00	137,266.98
Employee Benefits	143,551.27	294,973.95	1,774,275.00	16.63%	0.00	1,479,301.05
CalPers Unfunded Liability Contribution	207,000.00	207,000.00	207,000.00	100.00%	0.00	0.00
Director's Benefits	9,849.49	19,731.52	158,371.00	12.46%	0.00	138,639.48
Health Insurance for Retirees	6,609.97	13,219.94	122,517.00	10.79%	0.00	109,297.06
Training Expense	6,820.00	7,575.44	84,445.00	8.97%	0.00	76,869.56
Tuition Reimbursement	2,554.00	2,554.00	6,500.00	39.29%	0.00	3,946.00
Temporary Help Expense	0.00	0.00	5,000.00	0.00%	0.00	5,000.00
Personnel Expenses	**854,938.12**	**1,551,166.98**	**8,594,610.00**	**18.05%**	**0.00**	**7,043,443.02**
Engineering Expense	35,732.83	92,384.52	570,000.00	16.21%	243,158.42	234,457.06
Legal Expense	14,919.60	52,743.85	260,000.00	20.29%	207,256.15	0.00
Audit Expense	4,000.00	4,000.00	37,445.00	10.68%	28,445.00	5,000.00
Professional Services	56,481.79	118,912.01	1,597,790.00	7.44%	1,038,882.66	439,995.33
Professional Fees	**111,134.22**	**268,040.38**	**2,465,235.00**	**10.87%**	**1,517,742.23**	**679,452.39**
Conference - Staff	5,991.00	8,011.00	42,497.00	18.85%	0.00	34,486.00
Conference - Directors	4,075.19	6,745.19	17,155.00	39.32%	0.00	10,409.81
Travel & Accom. - Staff	4,585.54	5,918.16	85,900.00	6.89%	0.00	79,981.84
Travel & Accom. - Directors	2,301.43	5,936.19	36,625.00	16.21%	0.00	30,688.81
Travel & Conference	**16,953.16**	**26,610.54**	**182,177.00**	**14.61%**	**0.00**	**155,566.46**
Membership/Sponsorship	30,032.00	127,909.70	221,386.00	57.78%	0.00	93,476.30
CDR Support	18,162.13	18,162.13	72,650.00	25.00%	54,486.41	1.46
Dues & Memberships	**48,194.13**	**146,071.83**	**294,036.00**	**49.68%**	**54,486.41**	**93,477.76**
Business Expense	1,152.39	1,479.87	5,500.00	26.91%	0.00	4,020.13
Office Maintenance	13,330.92	22,159.32	156,000.00	14.20%	125,759.39	8,081.29
Building Repair & Maintenance	4,904.08	10,102.76	57,200.00	17.66%	16,832.76	30,264.48
Storage Rental & Equipment Lease	74.15	148.30	1,125.00	13.18%	976.70	0.00
Office Supplies	1,337.41	2,484.60	28,000.00	8.87%	2,703.70	22,811.70
Supplies - Water Loss Control	608.22	766.44	4,000.00	19.16%	0.00	3,233.56
Postage/Mail Delivery	965.94	1,472.78	9,450.00	15.58%	1,068.44	6,908.78
Subscriptions & Books	0.00	3,954.99	10,000.00	39.55%	0.00	6,045.01
Reproduction Expense	810.51	2,181.51	108,500.00	2.01%	6,965.65	99,352.84
Maintenance - Computers	2,147.54	2,510.82	15,850.00	15.84%	0.00	13,339.18
Software Purchase	18,518.73	25,642.07	271,731.00	9.44%	0.00	246,088.93
Software Support	262.50	762.50	20,000.00	3.81%	0.00	19,237.50
Computers and Equipment	6,853.81	7,265.42	45,250.00	16.06%	0.00	37,984.58
Automotive Expense	1,036.63	1,520.33	11,600.00	13.11%	0.00	10,079.67
Vehicle Expense	473.78	1,676.51	10,000.00	16.77%	0.00	8,323.49
Toll Road Charges	109.55	127.84	950.00	13.46%	0.00	822.16
Insurance Expense	18,079.23	37,036.46	234,150.00	15.82%	0.00	197,113.54
Utilities - Telephone	5,174.98	8,838.21	49,586.00	17.82%	800.20	39,947.59
Bank Fees	0.00	0.00	2,400.00	0.00%	0.00	2,400.00
Miscellaneous Expense	10,712.27	13,820.83	181,200.00	7.63%	8,400.00	158,979.17
MWDOC's Contrb. to WEROC	29,429.04	58,858.12	353,149.00	16.67%	0.00	294,290.88
Depreciation Expense	6,321.78	12,643.63	0.00	0.00%	0.00	(12,643.63)
Other Expenses	**122,303.46**	**215,453.31**	**1,575,641.00**	**13.67%**	**163,506.84**	**1,196,680.85**
Election Expense	0.00	0.00	605,000.00	0.00%	0.00	605,000.00
Capital Aquisition	0.00	6,935.19	25,000.00	27.74%	0.00	18,064.81
Building Expense	1,338.51	1,988.51	0.00	0.00%	0.00	(1,988.51)
TOTAL EXPENSES	**1,154,861.60**	**2,216,266.74**	**13,741,699.00**	**16.13%**	**1,735,735.48**	**9,789,696.78**
NET INCOME (LOSS)	**503,836.14**	**9,882,835.87**	**0.00**	**0.00%**	**(1,735,735.48)**	**(8,147,100.39)**

Municipal Water District of Orange County
Revenues and Expenditures Budget Comparative Report
Water Fund
July 1, 2025 thru August 31, 2025

	Month to Date	Year to Date	Annual Budget	% Used	Budget Remaining
WATER REVENUES					
Water Sales	17,862,203.20	36,129,176.00	175,492,249.00	20.59%	139,363,073.00
Readiness to Serve Charge	1,440,395.00	2,880,790.87	16,934,350.00	17.01%	14,053,559.13
Capacity Charge CCF	364,325.00	728,650.00	4,624,125.00	15.76%	3,895,475.00
SCP/SAC Pipeline Surcharge	35,955.52	70,899.88	443,000.00	16.00%	372,100.12
TOTAL WATER REVENUES	**19,702,878.72**	**39,809,516.75**	**197,493,724.00**	**20.16%**	**157,684,207.25**
WATER PURCHASES					
Water Sales	17,862,203.20	36,129,176.00	175,492,249.00	20.59%	139,363,073.00
Readiness to Serve Charge	1,440,395.00	2,880,790.87	16,934,350.00	17.01%	14,053,559.13
Capacity Charge CCF	364,325.00	728,650.00	4,624,125.00	15.76%	3,895,475.00
SCP/SAC Pipeline Surcharge	35,955.52	70,899.88	443,000.00	16.00%	372,100.12
TOTAL WATER PURCHASES	**19,702,878.72**	**39,809,516.75**	**197,493,724.00**	**20.16%**	**157,684,207.25**
EXCESS OF REVENUE OVER EXPENDITURE	**0.00**	**0.00**	**0.00**	**0.00%**	**0.00**

Municipal Water District of Orange County
Revenues and Expenditures Budget Comparative Report
Water Use Efficiency
July 1, 2025 thru August 31, 2025

	Year to Date Actual	Annual Budget	% Used
HECW Rebate Program(3411)			
Revenues	7,345.58	49,236.00	14.92%
Expenses	6,460.00	49,236.00	13.12%
Excess of Revenues over Expenditures	885.58	0.00	
CII Rebate Program(3416)			
Revenues	0.00	1,000.00	0.00%
Expenses	0.00	1,000.00	0.00%
Excess of Revenues over Expenditures	0.00	0.00	
Turf Removal Program(3418)			
Revenues	1,474,483.38	5,501,750.00	26.80%
Expenses	1,487,748.00	5,501,750.00	27.04%
Excess of Revenues over Expenditures	(13,264.62)	0.00	
Tree Incentive Program(3420)			
Revenues	9,600.00	50,000.00	19.20%
Expenses	9,600.00	50,000.00	19.20%
Excess of Revenues over Expenditures	0.00	0.00	
Spray To Drip Conversion(3423)			
Revenues	106,927.35	995,000.00	10.75%
Expenses	404,302.50	995,000.00	40.63%
Excess of Revenues over Expenditures	(297,375.15)	0.00	
Member Agency Administered Pass-Thru (3425)			
Revenues	0.00	75,000.00	0.00%
Expenses	0.00	75,000.00	0.00%
Excess of Revenues over Expenditures	0.00	0.00	
Comprehensive Landscape (CLWUE)(3427)			
Revenues	3,096.79	226,882.88	1.36%
Expenses	26,646.10	226,882.88	11.74%
Excess of Revenues over Expenditures	(23,549.31)	0.00	
Framework TAP(3429)			
Revenues	0.00	1,222,638.40	0.00%
Expenses	38,453.02	1,222,638.40	3.15%
Excess of Revenues over Expenditures	(38,453.02)	0.00	
Land Design Program(3431)			
Revenues	7,775.00	59,000.00	13.18%
Expenses	8,775.00	59,000.00	14.87%
Excess of Revenues over Expenditures	(1,000.00)	0.00	
WSIP - Industrial Program(3432)			
Revenues	6,441.24	36,250.10	17.77%
Expenses	6,441.24	36,250.10	17.77%
Excess of Revenues over Expenditures	0.00	0.00	

Municipal Water District of Orange County
Revenues and Expenditures Budget Comparative Report
Water Use Efficiency
July 1, 2025 thru August 31, 2025

	Year to Date Actual	Annual Budget	% Used
Recycled Water Program(3433)			
Revenues	0.00	62,640.50	0.00%
Expenses	2,479.75	62,640.50	3.96%
Excess of Revenues over Expenditures	(2,479.75)	0.00	
Dedicated Irrigation Meters Measurement Project (DIMM)(3439)			
Revenues	2,080.00	70,000.00	2.97%
Expenses	8,008.23	70,000.00	11.44%
Excess of Revenues over Expenditures	(5,928.23)	0.00	
SAWPA-USBR LAM(3440)			
Revenues	0.00	100.00	0.00%
Expenses	0.00	100.00	0.00%
Excess of Revenues over Expenditures	0.00	0.00	
Total WUE Projects			
Revenues	1,617,749.34	8,349,497.88	19.38%
Expenses	1,998,913.84	8,349,497.88	23.94%
Excess of Revenues over Expenditures	(381,164.50)	0.00	
WEROC			
Revenues	412,006.65	710,997.00	57.95%
Expenses	125,326.77	710,997.00	17.63%
Excess of Revenues over Expenditures	286,679.88	0.00	

Item No. 4

CONSENT CALENDAR ITEM
October 15, 2025

TO: **Board of Directors**

FROM: **Administration & Finance Committee**

Harvey De La Torre, General Manager

Staff Contact: Hilary Chumpitazi, Director of Finance/IT
Steven Hung, Financial Analyst/Database Analyst

SUBJECT: **AWARD OF CONTRACT FOR ENTERPRISE RESOURCE PLANNING (ERP) SYSTEM ARCHITECTURE AND CONFIGURATION**

STAFF RECOMMENDATION

Staff recommends the Board of Directors award a contract to Consultadd Public Services in an amount not to exceed $53,200 to provide Enterprise Resource Planning (ERP) system architecture and configuration and authorize the General Manager to execute the contract.

COMMITTEE RECOMMENDATION

The committee concurred with staff recommendation.

REPORT

Summary

The purpose of this item is to seek Board approval to award a contract for the implementation of a modern ERP system to enhance efficiency and strengthen controls across payroll, accounts payable, billing, and personnel records management. The contract will enable the District to replace its legacy financial system with Microsoft Dynamics 365 Business Central, fully integrated with Paylocity for payroll and Jet Reports for financial reporting.

Budgeted: ☒ Yes ☐ No ☐ N/A		Budgeted amount: $120,000
Core: ☒	Choice: ☐	Movement between funds: ☐ Yes ☒ No
Action item amount: $53,200		

This proposed modernization will strengthen internal controls, modernize nearly all the District's accounting and financial reporting processes, enhance the user experience, and ensure compliance with Generally Accepted Accounting Principles (GAAP), as defined by the Governmental Accounting Standards Board (GASB), along with prevailing public-sector records retention standards. The system will also provide a scalable platform designed to meet both the District's current operational needs and future growth objectives.

Discussion

On August 5, 2025, staff released a Request for Proposal (RFP) seeking a qualified firm to provide ERP system architecture and configuration (Attachment 1). As outlined, the scope of services included data migration, configuration of financial modules, streamlined financial reporting, user training, and post-go-live support. Prospective respondents had the opportunity to submit requests for clarification by August 21. MWDOC staff compiled questions and posted the complete question-and-answer lists to the MWDOC website on August 22. Final proposals were due to MWDOC on September 5, 2025.

A total of six proposals were received in response to the RFP. During the initial staff review, one proposal was eliminated due to an infeasible pricing structure and failure to meet the requirements listed in the RFP. The remaining five proposals were distributed to the internal review panel, consisting of six MWDOC staff members from three departments. The evaluation was based on the published criteria of the project approach, implementation strategy and timeline, vendor experience and references, training and ongoing support, and relevant experience.

The review panel individually evaluated and scored all proposals. After conducting an interview with the top-scoring proposal, Consultadd Public Services was selected as the recommended vendor. Consultadd Public Services' approach emphasizes configuration rather than customization, which is critical for long-term system stability, audit readiness, and sustainable internal maintenance.

Funding for ERP implementation is included in the FY 2025–26 Budget. Any optional post-implementation support services would be evaluated and brought to the Board for consideration, if needed. During implementation, MWDOC will withhold ten percent of each monthly invoice, which will be released to Consultadd Public Services upon successful completion and acceptance of the project.

Next Steps

Staff recommends the Board of Directors select Option #1 to award a contract to Consultadd Public Services for an amount not to exceed $53,200 to provide Enterprise Resource Planning (ERP) system architecture and configuration, and authorize the General Manager to execute the contract.

A project kickoff will be scheduled following contract execution, with discovery and planning to begin promptly. Finance staff will work closely with Consultadd Public

Services to manage configuration, data migration, training, and system testing, with a targeted go-live in early 2026.

Costs not included in the implementation proposal are the annual software licensing dues, estimated at approximately $30,000 per year, and a one-time setup fee of about $7,000 for the software vendor. Staff will return to the Board in early 2026 regarding the annual software licensing costs and fees.

ALIGNMENT WITH BOARD STRATEGIC PRIORITIES

- ☒ *Clarifying MWDOC's mission and role; defining functions and actions.*
- ☐ *Balance support for Metropolitan's regional mission and OC values and interests.*
- ☒ *Strengthen communication and coordination of messaging.*
- ☐ *Work with member agencies to develop water supply and demand objectives.*
- ☐ *Solicit input and feedback from member agencies.*
- ☒ *Invest in workforce development and succession planning.*

BOARD OPTIONS

Option #1: Award a contract to Consultadd Public Services for an amount not to exceed $53,200 to provide Enterprise Resource Planning (ERP) system architecture and configuration, and authorize the General Manager to execute the contract.

Fiscal Impact: In Fiscal Year 2025–26, $120,000 is budgeted for the new ERP system and $15,000 is budgeted for ERP annual licensing dues. The proposed authorized amount, not to exceed $53,200 with a one-time setup fee of $7,000 and an estimated annual licensing cost of $30,000, remains below the budgeted amount. Staff will budget $30,000 annually in subsequent years for licensing costs.

Option #2: Do not award a contract to Consultadd Public Services to provide ERP system architecture and configuration.

Fiscal Impact: Staff will continue to operate under the current legacy financial system, resulting in operational inefficiencies, and the ERP replacement will be deferred until a future date.

Attachments/Links:
Attachment 1: ERP System Architecture and Configuration RFP

MUNICIPAL WATER DISTRICT OF ORANGE COUNTY

REQUEST FOR PROPOSALS TO PROVIDE

for

PROFESSIONAL SERVICES

for

Enterprise Planning Resource (ERP) System Architecture and Configuration (RFP No. FIN0825-001)

RFP Release Date: August 05, 2025, updated on August 13, 2025

Proposals Due by 5:00PM PDT, September 05, 2025

(via e-mail to shung@mwdoc.com)

Electronic submittals only

Website: www.MWDOC.com

Table of Contents

Section 1 – Notice to Proposers ……...3

Section 2 – Introduction and Overview …….....4

Section 3 – Scope of Services ……..…6

Section 4 – Proposal Requirements…….……..7

Section 5 – Selection Process ….....7

Section 6 – Evaluation Criteria ….....8

Exhibit A – MWDOC Standard Agreement for Consultants

Exhibit B – MWDOC Ethics Policy – Admin Code Sections 7100-7111

SECTION 1 - NOTICE TO PROPOSERS

1. Proposals for RFP No. **FIN0825-001 – Enterprise Planning Resource (ERP) System Architecture and Configuration** as described herein, will be received by email and must be received by Municipal Water District of Orange County (MWDOC) by **5:00PM PDT on September 05, 2025**.

2. Proposals being emailed must have the subject line of the email read: **Proposal – RFP No. FIN0825-001 – [Insert Proposer's Name]** and emailed to:

   shung@mwdoc.com

3. It is the Proposer's sole responsibility to ensure that their proposal, inclusive of any or all addenda, is received at the proper place by the deadline. Postmarks will not validate proposals which arrive after the deadline listed above. Faxed proposals will not be accepted. Any proposal received after the deadline will be disqualified and not considered.

4. All submitted material will be retained by MWDOC and considered public information. Be advised that all information contained in proposals submitted in response to this solicitation may be subject to the California Public Records Act (Government Code Section 6250 et seq.).

5. **Any questions as to the meaning of the scope of work, proposal requirements or selection process must be submitted by email and shall be directed to:**

   Steven Hung
   shung@mwdoc.com

   To be given consideration, **questions must be received by 5:00PM PDT on August 21, 2025.** All questions asked by Proposers and answers provided in response will be posted to MWDOC's website at http://www.mwdoc.com/business/rfp.

6. Under no circumstances may the Proposer contact any other staff member or Board Member of MWDOC or its member agencies to discuss this RFP or clarify any requirements herein. Failure to comply with this requirement may be grounds for immediate disqualification.

SECTION 2 – INTRODUCTION AND OVERVIEW

1. PURPOSE OF THE REQUEST FOR PROPOSALS

The Municipal Water District of Orange County (MWDOC) herein referred to as "District" is seeking a professional firm to provide ERP system architecture and configuration services to assist in the migration/configuring/training of Microsoft's Dynamics 365 Business Central along with the following add-ons: Paylocity and Jet Report~~an excel based business report tool~~ that will enhance the District's operational efficiency, scalability, and reporting capabilities. We aim to replace our existing system with a modern ERP solution that aligns with our operational needs and future growth objectives.

There is no expressed or implied obligation for the District to reimburse responding firms for any expenses incurred in preparing proposals in response to this request.

2. DISTRICT OVERVIEW

MWDOC is a wholesale, imported water supplier and resource planning agency as well as a Member Agency of the Metropolitan Water District of Southern California (MET). Formed on January 11, 1951, pursuant to the Municipal Water District Act of 1911 (Water Code Section 71000 et seq.) for the expressed purpose of importing MET water to Orange County, excluding the original three MET Member Agencies (cities of Anaheim, Fullerton and Santa Ana). Beyond the provision of MET water, our efforts focus on sound planning and appropriate investments in water reliability, water supply development, water use efficiency, public information, legislative advocacy, water education and emergency preparedness.

MWDOC purchases imported water through MET and delivers this water to its 26 member agencies (local water districts and city water departments), which provides retail water services to the public. MWDOC is governed by a Board of Directors consisting of seven elected board members and has four appointed MET directors. From among its members, the Board appoints a President, Vice President and such other positions as it deems necessary. District operations are managed by an appointed General Manager.

MWDOC's operating revenue stream comes from a fixed retail meter customer charge and a groundwater customer charge since fiscal year 2015-16. In addition, there are Choice services charged directly to the agencies as a "fee for service" on a subscription basis and grant funding (local, state and federal) that is primarily used as a pass thru for customer rebate funds.

For more information, please visit our website at www.mwdoc.com.

3. BACKGROUND

The Municipal Water District of Orange County (MWDOC) is undertaking an initiative to modernize and enhance its enterprise operations through the implementation of a new Enterprise Resource Planning (ERP) system. This effort stems from the District's commitment to improving organizational efficiency, ensuring long-term scalability, and advancing its financial capabilities in line with evolving operational demands.

The District currently relies on a legacy ERP system that, while serviceable, no longer meets the performance expectations, reporting flexibility, or integration capabilities required to support our strategic goals. Key limitations include a lack of intuitive user interfaces, constrained reporting tools, and insufficient scalability to accommodate future growth or enhancements. Additionally, evolving regulatory requirements and cybersecurity expectations necessitate a system with robust compliance features and modern security protocols.

Given the complexity of our financial, human resources, and operational workflows, including fund accounting, project tracking, payroll processing, and cross-departmental reporting, a fully integrated and flexible ERP platform is essential.

4. PROJECT TIMELINE

The following table identifies and estimates the dates/timeframe for receipt, evaluation, and award.

Description	**Date**
Release of RFP	August 5, 2025
Deadline for Written Questions Regarding RFP	August 21, 2025
Proposal Due Date	**September 5, 2025**
Vendor Interviews and Selections (tentative)	*September 10-18, 2025*
Contract Execution	*By end of October, 2025*
ERP go live timeframe	Early February 2026

SECTION 3 – SCOPE OF SERVICES

The Municipal Water District of Orange County (MWDOC) is seeking a qualified and experienced ERP implementation firm for the configuration, integration, and deployment of a modern ERP solution with an agency go-live date of **Early February, 2026.**The selected firm will be responsible for implementing **Microsoft Dynamics 365 Business Central** as the core financial platform, **Paylocity** for human resources, payroll, timesheet, employee expense reporting, and a robust **reporting tool** that meets the District's data reporting needs (please note that time of this writing, MWDOC has not yet finalized a reporting tool but has identified a few potential solutions. For more information, please contact shung@mwdoc.com before the Deadline for Written Questions Regarding RFP).

We are seeking a professional firm that can serve as a full-service system implementer—responsible for not only configuring and integrating our ERP systems, but also for **understanding our business processes, training staff, identifying opportunities for operational efficiency, ensuring a smooth transition, and providing ongoing support**. The goal is to establish a fully integrated, user-friendly ERP environment that enhances reporting capabilities, enables real-time data access, improves overall efficiency, and supports the District's continued growth. MWDOC's role in this process will be to support the implementer's efforts, while relying on their expertise to lead the design, implementation, and training activities.

Required Services Include:

- **Implementation & Configuration**
  - Full set up, migration of current ERP data and configuration of **Business Central** to support fund accounting, procurement, accounts payable/receivable, budgeting, fixed assets, and other financial functions.
  - Integration and configuration of **Paylocity** to manage timesheets, payroll, benefits, employee expense reporting and employee records.
  - Selection and setup of a **reporting solution** that is user-friendly, excel based business report tool that is compatible with Business Central.
  - Ensure seamless data flow between platforms.
- **Training & Change Management**
  - Develop and deliver comprehensive training programs for staff.
  - Provide clear documentation and user guides tailored to the agency's specific system configuration.
- **Compliance**
  - Ensure compliance with all applicable governmental regulations such as financial reporting standards, procurement rules, records retention requirements, and data privacy and security mandates. The system should also align with industry best practices for public sector ERP implementations
- **Support & Maintenance**
  - Offer ongoing technical support post-implementation.
  - Provide recommendations for system updates, enhancements, or process refinements as MWDOC grows.

- **Reporting & Analytics**
  - Implement a reporting tool that enables staff to generate both standard and ad-hoc reports.
  - Assist with the development of financial statements, dashboards, and budget reports.
  - Enable data exports and visualizations for decision-making purposes.
- **Deployment & Accessibility**
  - Preference for a **cloud-based solution** that is accessible remotely and mobile-friendly.

SECTION 4 – PROPOSAL REQUIREMENTS

1. **Company Profile:** Provide a brief history of the company, its qualifications, and relevant experience with similar projects. Include information on the proposed project manager and key team members, highlighting their roles, qualifications, and relevant experience. Please clearly identify the use of any subconsultants and their role(s), if applicable. In a page or less, tell us why your firm should be selected to provide these services.
2. **Conflict of Interest**: Provide documentation that personal or organizational conflicts of interest that are prohibited by law do not exist.
3. **Implementation plan**: Timeline, methodology, and timing of key milestones.
4. **Client References:**
   a. List the most significant engagement (maximum of three) performed in the last four (4) years that are like the engagement described in this request for proposal. Indicate the scope of work, date, and name and telephone number of the principal client contact.
5. **Standard Agreement for Consultant Services**:
   a. A copy of MWDOC's Standard Agreement for Consultant Services is included as Exhibit A. Please review this agreement and identify any issues/concerns/edits your firm would need if selected for this work. Also indicate if you have cyber liability insurance coverage.
6. **Cost:** The firm must provide a detailed breakdown of all costs, including:
   a. Implementation and licensing fees.
   b. Annual subscription and/or maintenance costs.
   c. Cost for additional features or modules (if so recommend by proposer).
   d. Support and post implementation support fees.

SECTION 5 – SELECTION PROCESS

Proposals submitted will be evaluated by an evaluation committee. The committee will review each proposal for completeness and comprehensiveness, experience of the firm, professional qualifications and costs of services provided. During the Consultant selection process, the Committee members may contact either the recommended firm or a short list of firms to obtain additional information and may contact recent clients. Interviews, if needed, may be held per the project implementation schedule.

SECTION 6 – EVALUATION CRITERIA

Proposals will be evaluated based on the following criteria:

1. Overall value proposition (30%)
2. Implementation strategy and timeline (25%)
3. Vendor experience and references (20%)
4. Training and ongoing support (20%)
5. Public Sector and Water Industry Experience (5%)

Based on review of the proposals, staff will present a recommendation to the General Manager and the Board of Directors. Following notification of the firm selected, it is expected that an engagement agreement will be executed between both parties. The selected consultant must be able to begin work immediately upon award and must be able to maintain the required level of effort to perform the work on schedule and throughout the agreement term to achieve the February 2026 “go live” target date.

Proposing firms should note that the lowest bid will not necessarily be the deciding factor in MWDOC’s selection. This Request for Proposals does not commit MWDOC to retain any consultants, to pay costs incurred in the preparation of proposals, or to proceed with the project. MWDOC reserves the right to reject any or all proposals and to negotiate with any qualified applicant.

At the time of the opening of proposals, each Respondent shall be presumed to have read and be thoroughly familiar with the specifications and contract documents (including all attachments). Respondents must be capable of complying with all insurance requirements and Conflict of Interest Statements as stated in MWDOC’s standard agreement. Please review this agreement and note in your proposal if any modifications are needed in order to ensure compliance.

Item No. 5

CONSENT CALENDAR ITEM
October 15, 2025

TO: **Board of Directors**

FROM: **Administration & Finance Committee**

Harvey De La Torre, General Manager

Staff Contact: Melissa Baum-Haley, Assistant General Manager
Hilary Chumpitazi, Director of Finance/IT
Steven Hung, Financial Analyst/Database Analyst

SUBJECT: **FY 2025–26 CHOICE PROGRAMS BUDGET REVISIONS**

STAFF RECOMMENDATION

Staff recommends the Board of Directors approve the MWDOC Annual Budget for Fiscal Year 2025-26 with the final Choice Programs Budget revisions.

COMMITTEE RECOMMENDATION

The committee concurred with staff recommendation.

REPORT

Concurrent with our Budget process, after approving the Fiscal Year (FY) 2025-26 Budget at the April 2025 Board Meeting, the Board was notified that the final Choice Programs Budget would return for further action if it deviated from the adopted FY 2025-26 Budget estimates based on final agency participation selection numbers.

After receiving the final participation selection numbers, the Choice Budget will be adjusted to reflect an increase in net impact of Choice revenue and expense of $26,868 compared to the initial FY 2025-26 Choice Budget assumptions. The initial Choice Budget revenue/expense approved was $2,343,088, and the revised amount for Board approval is $2,369,956.

Budgeted: ☒ Yes ☐ No ☐ N/A		Budgeted amount: $2,343,088
Core: ☐	Choice: ☒	Movement between funds: ☐ Yes ☒ No
Action item amount: Net impact of $26,868 (revised amount is $2,369,956)		

Key drivers resulting in the net increase to the Choice Budget are the following:

- **Water Loss Control:** An increase in Water Loss Control professional services from $50,000 to $83,270 to account for an additional requested meter accuracy test. The revenue and expenses will increase in tandem.
- **K-12 School Program:** Final agency selection decreased from $511,211 to $502,289. Since the administrative fee is calculated as a fixed percentage of program expenses, this year's allocation came in $2,520 below the budgeted amount. While program costs may fluctuate, the administrative effort remains consistent, which can result in variances like this.
- **Water Use Efficiency:** Revenue and expense assumptions stayed the same.

Based on the adjustments outlined above, staff recommends the Board of Directors select Option #1 to approve the MWDOC Annual Budget for Fiscal Year 2025–26 with the final Choice Programs Budget revisions.

ALIGNMENT WITH BOARD STRATEGIC PRIORITIES

☒ *Clarifying MWDOC's mission and role; defining functions and actions.*
☐ *Balance support for Metropolitan's regional mission and OC values and interests.*
☐ *Strengthen communication and coordination of messaging.*
☐ *Work with member agencies to develop water supply and demand objectives.*
☒ *Solicit input and feedback from member agencies.*
☐ *Invest in workforce development and succession planning.*

BOARD OPTIONS

Option #1: Approve the MWDOC Annual Budget for Fiscal Year 2025–26 with the final Choice Programs Budget revisions.

Fiscal Impact: Choice revenue and expenses will increase by $26,868 to $2,369,956.

Option #2: Do not approve the MWDOC Annual Budget for Fiscal Year 2025–26 with the final Choice Programs Budget revisions.

Fiscal Impact: Choice revenue and expenses remain unchanged at $2,343,088.

Attachments/Links:
Attachment 1: Annual Budget for FY 2025–26 – Final Budget with Revised Choice Programs (rev. 08/25/2025)



Annual Budget for Fiscal Year 2025-26

Final Budget with Revised Choice Programs

MWDOC's mission is:

To provide reliable, high-quality supplies from MWD and other sources to meet present and future needs, at an equitable and economical cost, and to promote water use efficiency for all of Orange County

Exhibit A2
SUMMARY OF REVENUES AND EXPENSES BY LINE ITEMS
CORE FUND

	FY24/25 ADOPTED BUDGET	FY24/25 PROJECTED ACTUALS	VARIANCE ACTUALS TO BUDGET	FY25/26 PROPOSED BUDGET	VARIANCE TO PROJECTED ACTUALS	VARIANCE TO ADOPTED BUDGET
OPERATING EXPENSES:						
Salaries & Wages	$ 4,674,242	$ 4,398,133	$ (276,109)	$ 4,952,736	$ 554,603	$ 278,494
less for Sal & Benefits - Reimb	-	-	-	(33,000)	(33,000)	(33,000)
Employee Benefits	1,359,165	1,391,469	32,304	1,525,518	134,049	166,353
Director Compensation	275,041	264,236	(10,805)	281,917	17,681	6,876
Director Benefits	149,557	137,665	(11,893)	158,371	20,706	8,813
MWD Representation	157,166	152,670	(4,496)	161,096	8,426	3,929
CALPERS Unfunded Liability Contribution	207,000	207,000	-	207,000	-	-
Overhead Reimbursement	(430,173)	(411,586)	18,587	(504,105)	(92,518)	(73,931)
Health Insurance Coverage for Retirees*	81,349	78,000	(3,349)	122,517	44,517	41,168
Audit Expense	36,500	27,000	(9,500)	37,445	10,445	945
Automotive & Toll Road Expenses	12,100	8,755	(3,345)	12,050	3,295	(50)
Conference Expense - Staff	40,002	32,172	(7,830)	42,497	10,325	2,495
Conference Expense - Directors	16,955	14,945	(2,010)	17,155	2,210	200
Outside Consulting Expense	293,000	335,100	42,100	570,000	234,900	277,000
Insurance Expense	198,000	197,500	(500)	233,950	36,450	35,950
Legal Expense - General	260,000	211,354	(48,646)	260,000	48,646	-
Maintenance Expense	348,680	348,680	-	156,000	(192,680)	(192,680)
Membership / Sponsorship	243,688	225,908	(17,780)	221,386	(4,522)	(22,302)
CDR Participation	67,789	67,789	-	72,650	4,861	4,861
Miscellaneous Expense	150,700	139,207	(11,493)	172,600	33,393	21,900
Postage / Mail Delivery	9,600	7,925	(1,675)	8,800	875	(800)
Professional Fees	1,101,750	906,535	(195,215)	914,200	7,665	(187,550)
Rents & Leases	1,200	1,072	(128)	1,125	53	(75)
Outside Printing, Subscription & Books	119,000	117,300	(1,700)	118,500	1,200	(500)
Office Supplies	30,000	26,000	(4,000)	28,000	2,000	(2,000)
Building Repair & Maintenance	30,200	45,000	14,800	57,200	12,200	27,000
Computer Maintenance	17,500	5,000	(12,500)	15,850	10,850	(1,650)
Business Expense	5,000	4,932	(68)	5,500	568	500
Software Support & Expense	86,188	154,483	68,295	289,311	134,828	203,123
Computers and Equipment	29,250	43,000	13,750	45,250	2,250	16,000

Exhibit A2
SUMMARY OF REVENUES AND EXPENSES BY LINE ITEMS
CORE FUND

	FY24/25 ADOPTED BUDGET	FY24/25 PROJECTED ACTUALS	VARIANCE ACTUALS TO BUDGET	FY25/26 PROPOSED BUDGET	VARIANCE TO PROJECTED ACTUALS	VARIANCE TO ADOPTED BUDGET
Telecommunications Expense	43,006	48,991	5,985	47,474	(1,517)	4,468
Temporary Help Expense	5,000	-	(5,000)	5,000	5,000	-
Training Expense	40,000	38,000	(2,000)	82,445	44,445	42,445
Tuition Reimbursement	6,000	7,500	1,500	6,500	(1,000)	500
Travel & Accommodations - Staff	89,580	72,000	(17,580)	85,900	13,900	(3,680)
Travel & Accommodations - Directors	39,925	24,411	(15,514)	36,625	12,214	(3,300)
Depreciation Expense	-	62,568	62,568	-	(62,568)	-
MWDOC's Contribution to WEROC: Operations	300,808	296,290	(4,518)	353,149	56,859	52,341
Election Expense	-	140,815	140,815	-	(140,815)	-
Capital Acquisition (excluding building)	37,000	235,686	198,686	25,000	(210,686)	(12,000)
OPERATING EXPENSES	**$ 10,131,768**	**$ 10,063,504**	**$ (68,264)**	**$ 10,793,611**	**$ 730,107**	**$ 661,843**
MWDOC's Building Expense	$ 366,376	$ 222,686	$ (143,690)	$ 350,000	$ 127,314	$ (16,376)
Building Expense Prior Year Carryover Dr/(Cr)	$ (366,376)	$ (350,000)	$ 16,376	$ (350,000)	$ -	$ 16,376
Contribution to Election Reserve	$ 725,642	$ 725,642	$ -	$ 605,000	$ (120,642)	$ (120,642)
TOTAL EXPENSES	**$ 10,857,410**	**$ 10,661,832**	**$ (195,578)**	**$ 11,398,611**	**$ 736,779**	**$ 541,201**
REVENUES:						
Retail Meter Charge	$ 9,580,818	$ 9,580,818	$ -	$ 9,939,371	$ 358,552	$ 358,552
Ground Water Customer Charge	405,463	405,463	-	414,371	8,908	8,908
Reimb for OPEB Reserve Reimbursement	80,000	80,000	-	122,517	42,517	42,517
Interest Revenue	738,960	900,500	161,540	916,000	15,500	177,040
Miscellaneous Income	3,000	3,000	-	5,000	2,000	2,000
TOTAL REVENUES	**$ 10,808,241**	**$ 10,969,781**	**$ 161,540**	**$ 11,397,259**	**$ 427,477**	**$ 589,017**
EFFECT ON RESERVES:						
TOTAL CONTRIBUTION (DRAW) FROM RESERVES	**$ (49,169)**	**$ 307,949**	**$ 357,118**	**$ (1,352)**	**$ (309,302)**	**$ 47,817**

*MWDOC will be using OPEB Designated reserves to pay for retiree healthcare benefit

Exhibit A3
SUMMARY OF REVENUES AND EXPENSES BY LINE ITEMS
CHOICE FUNDS

	FY24/25 ADOPTED BUDGET	FY24/25 PROJECTED ACTUALS	VARIANCE ACTUALS TO BUDGET	FY25/26 PROPOSED BUDGET	VARIANCE TO PROJECTED ACTUALS	VARIANCE TO ADOPTED BUDGET
OPERATING EXPENSES:						
Salaries & Wages	$ 748,464	$ 734,356	$ (14,108)	$ 888,755	$ 154,399	$ 140,291
less for Sal & Benefits - Reimb	(65,000)	(40,000)	25,000	(15,000)	25,000	50,000
Employee Benefits	218,894	191,202	(27,692)	248,757	57,555	29,863
Director Compensation	-	-	-	-	-	-
Director Benefits	-	-	-	-	-	-
MWD Representation	-	-	-	-	-	-
Overhead Reimbursement	430,173	411,586	(18,587)	504,105	92,518	73,931
Health Insurance Coverage for Retirees	-	-	-	-	-	-
Audit Expense	-	-	-	-	-	-
Automotive & Toll Road Expenses	600	462	(138)	500	38	(100)
Vehicle Expense	12,000	9,718	(2,282)	10,000	282	(2,000)
Conference Expense - Staff	-	-	-	-	-	-
Conference Expense - Directors	-	-	-	-	-	-
Outside Consulting Expense	-	-	-	-	-	-
Insurance Expense	-	200	200	200	-	200
Legal Expense - General	-	-	-	-	-	-
Maintenance Expense	-	-	-	-	-	-
Membership / Sponsorship	-	-	-	-	-	-
Miscellaneous Expense	8,770	9,477	707	11,000	1,523	2,230
Postage / Mail Delivery	500	450	(50)	650	200	150
Professional Fees	663,714	491,362	(172,352)	710,458	219,096	46,744
Rents & Leases	-	-	-	-	-	-
Outside Printing, Subscription & Books	-	-	-	-	-	-
Office Supplies	-	-	-	-	-	-
Supplies - Water Loss Control	4,800	4,000	(800)	4,000	-	(800)
Computer Maintenance	-	-	-	-	-	-
Software Support & Expense	3,000	2,112	(888)	2,420	308	(580)
Telecommunications Expense	2,520	1,632	(888)	2,112	480	(408)
Computers and Equipment	-	-	-	-	-	-
Temporary Help Expense	-	-	-	-	-	-

Exhibit A3
SUMMARY OF REVENUES AND EXPENSES BY LINE ITEMS
CHOICE FUNDS

	FY24/25 ADOPTED BUDGET	FY24/25 PROJECTED ACTUALS	VARIANCE ACTUALS TO BUDGET	FY25/26 PROPOSED BUDGET	VARIANCE TO PROJECTED ACTUALS	VARIANCE TO ADOPTED BUDGET
Training Expense	1,200	500	(700)	2,000	1,500	800
Tuition Reimbursement	-	-	-	-	-	-
Depreciation Expense	-	15,126	15,126	-	(15,126)	-
Capital Acquisition	15,000	15,000	-	-	(15,000)	(15,000)
Subtotal Expenses	$ 2,044,635	$ 1,847,183	$ (197,452)	$ 2,369,956	$ 522,774	$ 325,322
TOTAL EXPENSES	**$ 2,044,635**	**$ 1,847,183**	**$ (197,452)**	**$ 2,369,956**	**$ 522,774**	**$ 325,322**

REVENUES:						
Choice Revenue	$ 2,044,635	$ 1,847,183	$ (197,452)	$ 2,369,956	$ 522,774	$ 325,322
TOTAL REVENUES	**$ 2,044,635**	**$ 1,847,183**	**$ (197,452)**	**$ 2,369,956**	**$ 522,774**	**$ 325,322**

Exhibit A4
SUMMARY OF REVENUES AND EXPENSES BY LINE ITEMS
CONSOLIDATED

	FY24/25 ADOPTED BUDGET	FY24/25 PROJECTED ACTUALS	VARIANCE ACTUALS TO BUDGET	FY25/26 PROPOSED BUDGET	VARIANCE TO PROJECTED ACTUALS	VARIANCE TO ADOPTED BUDGET
OPERATING EXPENSES:						
Salaries & Wages	$ 5,422,706	$ 5,132,489	$ (290,217)	$ 5,841,491	$ 709,002	$ 418,785
less for Sal & Benefits - Reimb	(65,000)	(40,000)	25,000	(48,000)	(8,000)	17,000
Employee Benefits	1,578,059	1,582,671	4,612	1,774,275	191,604	196,216
Director Compensation	275,041	264,236	(10,805)	281,917	17,681	6,876
Director Benefits	149,557	137,665	(11,893)	158,371	20,706	8,813
MWD Representation	157,166	152,670	(4,496)	161,096	8,426	3,929
CALPERS Unfunded Liability Contribution	207,000	207,000	-	207,000	-	-
Overhead Reimbursement	-	-	-	-	-	-
Health Insurance Coverage for Retirees*	81,349	78,000	(3,349)	122,517	44,517	41,168
Audit Expense	36,500	27,000	(9,500)	37,445	10,445	945
Automotive & Toll Road Expenses	12,700	9,217	(3,483)	12,550	3,333	(150)
Vehicle Expense - Water Loss Control	12,000	9,718	(2,282)	10,000	282	(2,000)
Conference Expense - Staff	40,002	32,172	(7,830)	42,497	10,325	2,495
Conference Expense - Directors	16,955	14,945	(2,010)	17,155	2,210	200
Outside Consulting Expense	293,000	335,100	42,100	570,000	234,900	277,000
Insurance Expense	198,000	197,700	(300)	234,150	36,450	36,150
Legal Expense - General	260,000	211,354	(48,646)	260,000	48,646	-
Maintenance Expense	348,680	348,680	-	156,000	(192,680)	(192,680)
Membership / Sponsorship	243,688	225,908	(17,780)	221,386	(4,522)	(22,302)
CDR Participation	67,789	67,789	-	72,650	4,861	4,861
Miscellaneous Expense	159,470	148,684	(10,786)	183,600	34,916	24,130
Postage / Mail Delivery	10,100	8,375	(1,725)	9,450	1,075	(650)
Professional Fees	1,765,464	1,397,897	(367,567)	1,624,658	226,761	(140,806)
Rents & Leases	1,200	1,072	(128)	1,125	53	(75)
Outside Printing, Subscription & Books	119,000	117,300	(1,700)	118,500	1,200	(500)
Office Supplies	30,000	26,000	(4,000)	28,000	2,000	(2,000)
Supplies - Water Loss Control	4,800	4,000	(800)	4,000	-	(800)
Building Repair & Maintenance	30,200	45,000	14,800	57,200	12,200	27,000
Computer Maintenance	17,500	5,000	(12,500)	15,850	10,850	(1,650)
Business Expense	5,000	4,932	(68)	5,500	568	500
Software Support & Expense	89,188	156,595	67,407	291,731	135,136	202,543
Computers and Equipment	29,250	43,000	13,750	45,250	2,250	16,000
Telecommunications Expense	45,526	50,623	5,097	49,586	(1,037)	4,060

Exhibit A4
SUMMARY OF REVENUES AND EXPENSES BY LINE ITEMS
CONSOLIDATED

	FY24/25 ADOPTED BUDGET	FY24/25 PROJECTED ACTUALS	VARIANCE ACTUALS TO BUDGET	FY25/26 PROPOSED BUDGET	VARIANCE TO PROJECTED ACTUALS	VARIANCE TO ADOPTED BUDGET
Temporary Help Expense	5,000	-	(5,000)	5,000	5,000	-
Training Expense	41,200	38,500	(2,700)	84,445	45,945	43,245
Tuition Reimbursement	6,000	7,500	1,500	6,500	(1,000)	500
Travel & Accommodations - Staff	89,580	72,000	(17,580)	85,900	13,900	(3,680)
Travel & Accommodations - Directors	39,925	24,411	(15,514)	36,625	12,214	(3,300)
Depreciation Expense	-	77,694	77,694	-	(77,694)	-
MWDOC's Contribution to WEROC: Operations	300,808	296,290	(4,518)	353,149	56,859	52,341
Election Expense	-	140,815	140,815	-	(140,815)	-
Capital Acquisition (excluding building)	52,000	250,686	198,686	25,000	(225,686)	(27,000)
OPERATING EXPENSES	**$ 12,176,403**	**$ 11,910,687**	**$ (265,716)**	**$ 13,163,567**	**$ 1,252,880**	**$ 987,164**
MWDOC's Building Expense	$ 366,376	$ 222,686	$ (143,690)	$ 350,000	$ 127,314	$ (16,376)
Building Expense Prior Year Carryover Dr/(Cr)	$ (366,376)	$ (350,000)	$ 16,376	$ (350,000)	$ -	$ 16,376
Contribution to Election Reserve	$ 725,642	$ 725,642	$ -	$ 605,000	$ (120,642)	$ (120,642)
TOTAL EXPENSES	**$ 12,902,045**	**$ 12,509,015**	**$ (393,030)**	**$ 13,768,567**	**$ 1,259,552**	**$ 866,522**
REVENUES:						
Retail Meter Charge	$ 9,580,818	$ 9,580,818	$ -	$ 9,939,371	$ 358,552	$ 358,552
Ground Water Customer Charge	405,463	405,463	-	414,371	8,908	8,908
Reimb for OPEB Reserve Reimbursement	80,000	80,000	-	122,517	42,517	42,517
Interest Revenue	738,960	900,500	161,540	916,000	15,500	177,040
Miscellaneous Income	3,000	3,000	-	5,000	2,000	2,000
Choice Revenue	2,044,635	1,847,183	(197,452)	2,369,956	522,774	325,322
TOTAL REVENUES	**$ 12,852,876**	**$ 12,816,964**	**$ (35,912)**	**$ 13,767,215**	**$ 950,251**	**$ 914,339**
EFFECT ON RESERVES:						
TOTAL CONTRIBUTION (DRAW) FROM RESERVES	**$ (49,169)**	**$ 307,949**	**$ 357,118**	**$ (1,352)**	**$ (309,302)**	**$ 47,817**

*MWDOC will be using OPEB Designated reserves to pay for retiree healthcare benefit

Exhibit A5
SUMMARY OF REVENUES AND EXPENSES BY LINE ITEMS
WATER FUND

	FY 24-25 ADOPTED BUDGET	FY 24-25 PROJECTED ACTUALS	VARIANCE ACTUALS TO BUDGET	FY 25-26 PROPOSED BUDGET	VARIANCE TO PROJECTED ACTUALS	VARIANCE TO FY 24-25 BUDGET
Water Revenues						
Water Sales	$ 192,091,367	$ 132,908,631	$ (59,182,736)	$179,332,825(a)	$ 46,424,194	$ (12,758,542)
Local Resource Program Incentives	(4,661,958)	(3,491,433)	1,170,525	(3,840,576)	(349,143)	821,382
Readiness-To-Serve Charge	16,263,519	12,940,558	(3,322,961)	16,934,350	3,993,793	670,831
Capacity Charge	4,069,230	4,457,310	388,080	4,624,125	166,815	554,895
SCP/SAC Pipeline Surcharge	459,000	328,000	(131,000)	443,000	115,000	(16,000)
TOTAL WATER REVENUES	**$ 208,221,158**	**$ 147,143,065**	**$ (61,078,092)**	**$ 197,493,724**	**$ 50,350,659**	**$ (10,727,433)**
Water Expenses						
Water Purchases	$ 192,091,367	$ 132,908,631	$ (59,182,736)	$179,332,825(a)	$ 46,424,194	$ (12,758,542)
Local Resource Program Incentives	(4,661,958)	(3,491,433)	1,170,525	(3,840,576)	(349,143)	821,382
Readiness-To-Serve Charge	16,263,519	12,940,558	(3,322,961)	16,934,350	3,993,793	670,831
Capacity Charge	4,069,230	4,457,310	388,080	4,624,125	166,815	554,895
SCP/SAC Pipeline Surcharge	459,000	328,000	(131,000)	443,000	115,000	(16,000)
TOTAL WATER EXPENSES	**$ 208,221,158**	**$ 147,143,065**	**$ (61,078,092)**	**$ 197,493,724**	**$ 50,350,659**	**$ (10,727,433)**
Changes to Fund Balance:						
Tier 2 Contingency	$ -	$ -	$ -	$ -	$ -	$ -

(a)=FY 25-26 Proposed Budget amount is based on an estimated 120,747 AF

Exhibit A6
SUMMARY OF FUNDING AND EXPENSES
For All Water Use Efficiency Programs

	FY 2024-2025 ADOPTED BUDGET	FY 2024-2025 PROJECTED ACTUALS	VARIANCE ACTUALS TO BUDGET	FY 2025-2026 PROPOSED BUDGET	VARIANCE TO PROJECTED ACTUALS	VARIANCE TO ADOPTED BUDGET
Funding						
Metropolitan Water District	$ 7,743,000	$ 4,041,400	$ (3,701,600)	$ 5,861,960	$ 1,820,560	$ (1,881,040)
USBR	880,902	708,195	(172,706)	519,051	(189,144)	(361,850)
DWR	749,855	383,984	(365,871)	395,962	11,977	(353,893)
Member Agencies	1,498,286	1,171,873	(326,412)	1,572,525	400,652	74,239
TOTAL OUTSIDE FUNDING	**$ 10,872,042**	**$ 6,305,453**	**$ (4,566,590)**	**$ 8,349,498**	**$ 2,044,045**	**$ (2,522,545)**
Program Expenses Funded from Outside Sources						
Project Administration - Staff Time	$ 53,642	$ 15,361	$ (38,281)	$ -	$ (15,361)	$ (53,642)
Consultant Administration	-	-	-	$ 1,222,638	$ 1,222,638	1,222,638
Installation Verification	91,000	131,417	40,417	121,353	(10,065)	30,353
Rebate Incentives	10,159,400	5,680,081	(4,479,319)	6,935,507	1,255,426	(3,223,893)
Surveys and Audits	568,000	65,000	(503,000)	70,000	5,000	(498,000)
TOTAL PROGRAMS EXPENSES	**$ 10,872,042**	**$ 5,891,859**	**$ (4,980,183)**	**$ 8,349,498**	**$ 2,457,639**	**$ (2,522,545)**

Exhibit B
Expenditures by Cost Center

Cost Center	Cost Center Description	FY24/25 BUDGET FTE	FY25/26 BUDGET FTE	FY 2024-2025 Budget	FY 2024-2025 Projected Actuals	FY 2025-2026 Proposed Budget	
11	Administrative - Board	1.88	2.74	$ 1,404,336	$ 1,424,293	$ 1,566,143	
12	Administrative - General	4.79	5.08	1,154,916	1,064,321	1,182,478	
13	Personnel / Staff Development	1.85	2.09	548,272	605,450	654,774	
19	Overhead	4.07	3.80	1,380,430	1,721,260	1,156,399	
21	Reliability Planning and Engineering	2.73	3.03	873,020	863,574	1,210,857	
23	Metropolitan Issues and Water Policy	2.10	2.07	654,565	481,421	584,129	
31	Governmental Affairs	0.90	0.89	626,265	624,589	670,546	
35	Water Use Efficiency (Core)	1.22	1.76	582,765	447,958	531,517	
32	Public Affairs	5.76	5.93	1,401,430	1,342,925	1,500,976	
41	Finance	3.54	3.41	745,868	733,437	900,773	
45	Information Technology	1.00	0.95	459,093	468,625	481,871	
25	MWDOC's Contribution to WEROC	3.00	3.19	300,808	296,290	353,149	(1)
	CORE TOTAL	**32.84**	**34.94**	**$ 10,131,768**	**$ 10,074,145**	**$ 10,793,611**	
62	Water Use Efficiency Program	6.29	5.99	989,455	1,098,625	1,183,382	
63	School Programs	0.06	0.05	496,062	367,429	504,809	
70	Water Loss Control	2.57	3.03	559,118	381,129	681,765	
	CHOICE TOTAL	**8.92**	**9.07**	**$ 2,044,635**	**$ 1,847,183**	**$ 2,369,956**	
	CORE & CHOICE TOTAL	**41.76**	**44.01**	**$ 12,176,403**	**$ 11,921,328**	**$ 13,163,567**	
Includes:	Full-time employees	34.08	37.84	(2)			
	Part-time employees	2.29	1.54				
	Interns	2.39	1.44				
	WEROC employees	3.00	3.19				

(1) Total Operational Costs of WEROC is allocated among MWDOC, OCWD, OCSD, Anaheim, Santa Ana, Fullerton and South Orange County Wastewater Authority. Capital Expenditures are provided by MWDOC. Dollars shown are MWDOC's share only.

(2) FTE's for 2024-2025 are calculated based on 2088 hours of work for the year. FTE's for 2025-2026 are calculated based on 2088 hours worked for the year. This corresponds to the actual working days for the fiscal year which varies year to year.

FY25/26 FISCAL MASTER PLAN PROJECTIONS

(in thousands)

	Projected ACTUALS FY24/25	BUDGET FY25/26	FISCAL MASTER PLAN PROJECTIONS [1] FY26/27	FY27/28	FY28/29	FY29/30	FY30/31
Beginning Designated Reserve Balance - MWDOC	$6,065	$ 6,151	$ 6,027	$ 5,985	$ 6,002	$ 6,080	6,225.62
less OPEB Reserve	297	297	297	297	297	297	297
Adjusted Reserve Balance	5,768	5,854	5,730	5,688	5,705	5,783	5,928
Revenues							
Water Rate Revenues:							
Retail Meter Agency Charge	9,581	**9,939**	10,301	10,665	11,032	11,401	11,772
Ground Water Customer Charge	405	**414**	428	442	457	472	487
Subtotal	9,986	**10,354**	10,729	11,107	11,488	11,872	12,259
Other Revenues:							
Choice Revenues	1,847	**2,370**	2,448	2,529	2,612	2,699	2,788
Interest Earnings	901	**916**	954	1,000	1,060	1,135	1,231
Misc./Reimbursements	3	**5**	5	5	6	6	6
Subtotal	2,751	**3,291**	3,407	3,535	3,677	3,839	4,025
Total Revenues	12,737	**13,645**	14,135	14,642	15,166	15,711	16,284
Expenses							
Core Expenses	9,828	**10,769**	11,124	11,491	11,870	12,262	12,667
Choice Expenses	1,847	**2,370**	2,448	2,529	2,612	2,699	2,788
Capital Acquisitions (not including building)	251	**25**	-	-	-	-	-
Total Expenses w/o Election	11,926	**13,164**	13,572	14,020	14,483	14,961	15,454
Revenue Over Expenses w/o Election	811	**481**	563	622	683	751	830
ELECTION Reserve Beginning Balance	1,710	1,570	2,175	1,351	1,956	656	1,261
Annual Election Reserve Contribution	726	605	605	605	605	605	605
Annual Election Expense	866	-	1,428	-	1,905	-	1,428
Election Reserve Ending Balance	1,570	2,175	1,351	1,956	656	1,261	438
MWDOC's Contribution to OPEB Trust Fund							
Ending General Fund & Designated Reserves	**$ 4,199**	**$ 3,555**	**$ 4,337**	**$ 3,749**	**$ 5,126**	**$ 4,667**	**$ 5,715**
Document does not reflect MWDOC's irrevocable trust towards OPEB Pension liability							
MWDOC Water Rates							
Total Retail Customer Meters	**649,547**	**651,762**	654,000	656,300	658,600	660,900	663,200
Connection Charge	**$ 14.75**	**$ 15.25**	**$ 15.75**	**$ 16.25**	**$ 16.75**	**$ 17.25**	**$ 17.75**
Fixed Charge %		100%	100%	100%	100%	100%	100%
Rate Increase Proposal:							
Connection Charge		**$ 0.50**	**$ 0.50**	**$ 0.50**	**$ 0.50**	**$ 0.50**	**$ 0.50**

1 Assumptions for FMP:

Projected Inflation rate: 3.30% per year

Rate of return on Investment of portfolio: 4.10% per year

MUNICIPAL WATER DISTRICT OF ORANGE COUNTY
Summary of Conference/Meeting Budget
Proposed District Participation Costs
Fiscal Year 2025-26

*Includes all modes of travel (except automotive mileage), room accommodations, meals, and related misc. expenses.

			Exh D			Exh E		Exh F	
			Proposed District Participation Costs			Proposed Staff Registration & Travel Budget*		Proposed Board Registration & Travel Budget*	
Grouping	Conference / Meeting	Approval included in Budget Approval	Adopted Budget FY24/25	Projected Actuals FY24/25	Proposed Budget FY25/26	Registration	Travel	Registration	Travel
Board Related	Association of California Cities- Orange County (ACCOC)	√	-	-	-	-	-	500	800
	Association of California Water Agencies (ACWA)	√	-	-	-	-	-	7,075	9,725
	Cal Desal	√	-	-	-	-	-	780	-
	California Council for Environmental and Economic Balance (CCEEB)	√	-	-	-	-	-	-	4,500
	Colorado River Water Users Association (CRWUA)	√	-	-	-	-	-	1,800	3,000
	LAFCO	√	45,000	48,652	48,652	-	-	-	-
	Legislative Advocacy	√	-	-	-	-	-	-	9,000
	Orange County Business Council (OCBC)	√	-	-	-	-	-	1,600	2,000
	Urban Water Institute	√	-	-	-	-	-	3,600	5,100
	Miscellaneous	√	-	-	-	-	-	1,800	2,500
Board Related Total			**45,000**	**48,652**	**48,652**	**-**	**-**	**17,155**	**36,625**
Staff Related	(DWR)/State Water Resources Control Board (SWRCB)	√	-	-	-	-	1,800	-	-
	Alliance for Water Use Efficiency	New	-	-	-	600	1,500	-	-
	American Water Works Association (AWWA)	√	2,056	2,056	2,445	5,000	13,300	-	-
	Association of California Cities- Orange County (ACCOC)	√	5,200	5,000	5,150	500	800	-	-
	Association of California Water Agencies (ACWA)	√	25,641	27,150	27,965	10,097	14,100	-	-
	CA Chamber of Commerce (HR California)	√	950	950	979	-	-	-	-
	CA Water for all	√	10,000	10,000	10,000	-	-	-	-
	Cal Desal	√	5,200	5,000	5,150	260	-	-	-
	California Association of Public Information Officers (CAPIO)	√	982	825	1,150	1,100	2,800	-	-
	California Council for Environmental and Economic Balance (CCEEB)	√	29,000	29,000	29,000	-	4,500	-	-
	California Employees Public Retirement System(CalPERS)	√	-	-	-	1,500	2,400	-	-
	California Environmental Literacy Initiative	√	640	-	-	-	-	-	-
	California Municipal Treasurers Association (CMTA)	√	185	-	-	-	-	-	-
	California Municipal Utilities Association (CMUA)	√	10,520	10,725	11,047	560	1,200	-	-
	California Society of Municipal Finance Officers (CSMFO)	√	130	150	150	-	-	-	-
	California Special Districts Association (CSDA)	√	9,300	9,548	9,835	2,825	5,350	-	-
	California Water Efficiency Partnership (CalWEP)	√	6,459	6,332	6,300	-	12,000	-	-
	California Water, Energy and Education Alliance (CWEEA)	√	1,285	-	-	-	-	-	-
	Californina Data Collaboration	√	16,500	16,500	16,500	-	-	-	-
	Colorado River Water Users Association (CRWUA)	√	-	-	-	3,000	5,000	-	-
	Department of Water Resources Education Committee	√	1,600	-	-	500	600	-	-
	ESRI-GIS	√	-	-	-	2,625	3,600	-	-
	Festival of Butterflies Sponsorship	√	2,500	2,500	2,575	-	-	-	-
	Government Finance Officers Association (GFOA)	√	182	182	187	-	-	-	-
	Information Systems Audit and Control Association (ISACA)	√	150	150	155	-	-	-	-
	International Association of Business Communicators (IABC)	√	400	-	-	-	-	-	-
	League of California Cities	√	2,500	2,500	2,575	-	-	-	-
	Legislative Advocacy	√	-	-	-	-	9,000	-	-
	Liebert, Cassidy Whitmore	√	-	-	-	1,200	-	-	-
	Multi-State Salinity Coalition	√	-	-	-	800	1,200	-	-
	National Water Resources Assn., Mun. Caucus	√	557	557	574	-	-	-	-
	OC Chapter-Calif. Landscape Contractors Assoc.	√	2,400	2,250	2,250	-	-	-	-
	Orange County Business Council (OCBC)	√	5,150	5,000	5,150	1,600	2,000	-	-
	Orange County Public Affairs Association (OCPAA)	√	650	650	100	-	-	-	-
	Orange County Water Association (OCWA)	√	500	500	515	-	-	-	-
	Pilot MWDOC Ambassador Program + Outreach Tours	√	20,000	20,000	-	-	-	-	-
	Public Relations Society of America/O.C. (PRSA)	√	1,394	1,200	1,236	930	3,600	-	-
	Public Sector HR Assoc	√	64	64	66	-	-	-	-
	Radio and Television News Directors Association	√	75	75	77	-	-	-	-
	Society of Human Resources Management (SHRM)	√	245	245	252	-	-	-	-
	South OC Watershed Management Area Dues	√	9,300	8,700	9,100	-	-	-	-
	South Orange County Economic Coalition (SOCEC)	√	1,745	1,745	1,797	-	-	-	-
	Southern California Water Coalition (SCWC)	√	1,092	1,092	1,125	-	-	-	-
	Urban Water Institute	√	6,000	6,000	6,180	5,400	7,650	-	-
	Water Environment Federation	√	60	60	62	-	-	-	-
	WaterISAC (International Security And Network)	√	550	550	587	-	-	-	-
	Miscellaneous	√	-	-	12,500	4,000	5,500	-	-
Staff Related Total			**181,162**	**177,256**	**172,734**	**42,497**	**97,900**	**-**	**-**
WEROC	AWWA CA/NV Section	√	311	311	311	3,000	3,750	-	-
	AWWA National Conference	√	-	-	-	680	3,520	-	-
	California Emergency Services Association	√	239	239	239	1,950	7,650	-	-
	California Utilities Emergency Association (CUEA)	New	-	-	500	-	-	-	-
	International Association of Emergency Managers	√	400	400	400	800	2,850	-	-
WEROC Total			**950**	**950**	**1,450**	**6,430**	**17,770**	**-**	**-**
Grand Total			**227,112**	**226,858**	**222,836**	**48,927**	**115,670**	**17,155**	**36,625**

Exhibit J
Professional / Special Services Authorized
Core Fund

Department	Consultant	Service	Budget FY 24-25	Budget FY 25-26	* Approval included in Budget Approval
Outside Consulting Expense					
Planning & Operation (21)	CDR	Demographics analysis	$ 28,000	$ 30,000	√
	(To be determined)	MWDOC 2025 UWMP	$ -	$ 60,000	New
	(To be determined)	Water Quality Data Hub	$ -	$ 60,000	New
	(To be determined)	Real Time Water Quality Analyzer Pilot	$ -	$ 40,000	New
	(To be determined)	GIS Implementation Project	$ -	$ 130,000	New
	(To be determined)	Water Quality Workgroup Technical Support	$ -	$ 15,000	New
	(To be determined)	Supplemental Analysis of Water Supplies	$ 50,000	$ -	√
	(To be determined)	On Call Work	$ 25,000	$ 30,000	√
	Hazen	Demand Projections 2025 UWMP by Oct 2025	$ 65,000	$ 15,000	√
	Stetson Engineering	Consumer Confidence Report	$ -	$ 80,000	√
	Ed Means Consulting	EOCF#2 Pilot Project	$ 20,000	$ 10,000	√
Met Issues & Special Projects (23)	(To be determined)	Consulting on MET issues	$ -	$ 10,000	New
	(To be determined)	Financial & Rate Consulting	$ 25,000	$ -	√
	Dopudja & Wells Consulting- Paul Jones	MET and Reliability Planning (IRP & Delta)	$ 80,000	$ 90,000	√
		Total Outside Consulting Expense	**$ 293,000**	**$ 570,000**	
Legal Expenses					
Administration (11 & 13)	Best, Best & Krieger	General Legal Counsel Services	$ 219,000	$ 219,000	√
	Aleshire & Wynder	Legal Counsel Services Regarding San Diego CWA	$ 16,000	$ 16,000	√
	Best, Best & Krieger	Labor Counsel Services	$ 25,000	$ 25,000	√
		Total Legal Expenses	**$ 260,000**	**$ 260,000**	
Audit Expenses					
Finance (41)	Davis Farr, LLP	Annual Financial Audit and Federal Single Audit	$ 36,500	$ 32,445	√
	Davis Farr, LLP	WUE Grant Review	$ -	$ 5,000	√
Training					
Administration (11 & 13)	Cal State University Fullerton/Centre for Organization Effectiveness/Predict Success/ Knight leadership solution	Staff Development/Technical Training/Leadership Training	$ 40,000	$ 58,945	√
	(To be determined)	Various Lunch and learn+training	$ -	$ 6,000	√
	(To be determined)	Form 700 Workgroup Training	$ -	$ 2,500	New
Governmental Affairs (31)	(To be determined)	Grants Workshop Training	$ -	$ 15,000	New
Professional Services					
Administration (12 & 13 & 19)	Economic Group Pension Services (EGPS)	Pension Plan Administration	$ 4,500	$ 4,100	√
	HYAS Group	Advisor to assist with review of 401a and 457 Plans and investments	$ 25,000	$ 5,000	√
	(To be determined)	Various Lunch and learn+training	$ 6,000	$ -	√
	IGOE	Cafeteria Plan Administration	$ 795	$ 700	√
	Docusign	Docusign	$ 7,000	$ 7,000	√
	Gladwell Services	Records Management Consulting	$ 3,000	$ 1,000	√
	Health Equity	Health Equity	$ 205	$ 200	√
Governmental Affairs (31)	BBK Legislation	State Legislative Advocate	$ 96,000	$ -	√
	Syrus Devers Advocacy	Sacramento Lobbyist	$ -	$ 96,000	New
	Natural Resource Results	Federal Legislative Advocate	$ 96,000	$ 96,000	√
	Dopudja & Wells	Legislative and Local GA Assistance	$ 25,000	$ 25,000	√
	Whittingham Public Affairs Adv.	County Advocate	$ 90,000	$ 90,000	√
	Soto Services	Grant Research and Acquisition Assistance	$ 39,000	$ 39,000	√
	Ackerman	Legal and Regulatory	$ 42,000	$ 42,000	√
	Travel	Travel	$ 5,000	$ 6,000	√
Public Affairs (32)	Stetson Engineers	Consumer Confidence Report	$ 60,000	$ -	√
	Hashtag Pinpoint	Strategic Digital Consulting Services	$ 95,000	$ 95,000	√
	(To be determined)	Water Awareness Campaign	$ 30,000	$ 30,000	√
	LA Design	Website Maintenance	$ 5,000	$ 5,000	√
	(Various)	Special Events	$ 50,000	$ 50,000	√
	VoxCivic, SCNG, etc.	Advertising	$ 40,000	$ 40,000	√
WUE - Core (35)	(To be determined)	General WUE Research	$ 75,000	$ 25,000	√
	Environmental Incentive	WUE Work Group Support - Way of Life TAP	$ -	$ 50,000	New
	E Source	Water Loss Control Work Grp (WLC)	$ 55,000	$ 55,000	√
	E Source	WLC Business Plan Implementation	$ 35,000	$ 35,000	√
	OC Data Acquisition P/S (OCDAP)	Aerial Imagery and Landscape Measurement Project	$ 75,000	$ 50,000	√
Finance (41)	U.S. Bank	Custodial Bank fees	$ 10,000	$ 10,000	√
	CalPERS	CalPERS GASB 68 Report	$ 700	$ 700	√
	(To be determined)	OPEB Actuarial	$ 3,750	$ 1,000	√
	Tracker C2	Investment Tracking	$ 3,300	$ 3,500	√
IT (45)	(To be determined)	Managed Service Provider	$ 70,000	$ 65,000	√
	(To be determined)	IT Projects	$ 19,500	$ -	√
	CrowdStrike	Cybersecurity	$ 45,000	$ -	√
		Total Professional Fees	**$ 1,111,750**	**$ 927,200**	

Exhibit J1
Professional / Special Services Authorized
Choice Funds

Department	Consultant	Service	Budget FY 24-25	Budget FY 25-26	* Approval included in Budget Approval
Training					
Water Loss Control (70)	(To be determined)	Water loss training	$ 1,000	$ 2,000	√
Professional Fees					
Water Loss Control (70)	Westerley & McCall's	Meter Accuracy Testing	$ 55,000	$ 83,270	√
Water Use Efficiency (62)	Various Printers	Printing of marketing materials for all WUE programs	$ 40,000	$ 40,000	√
	ARC GIS	GIS	$ -	$ 2,030	√
	Droplet	Web Based Rebate Processing Platform (Turf & Drip)	$ 37,100	$ 47,500	√
	Mission Resource Cnsvr District	Residential Installation Verification Inspections	$ 50,000	$ 50,000	√
School Program (63)	Shows that teach/The OC Department of Education	Assemblies (Elementary School)	$ 283,642	$ 292,150	√
	The OC Department of Education	Assemblies (Middle School)	$ 123,845	$ 125,560	√
	The OC Department of Education	Assemblies (High School)	$ 74,127	$ 76,350	√
		Total Professional Fees	**$ 663,714**	**$ 716,860**	

* Approval of the budget constitutes authorization for spending within the policy guidelines set out in Chapter 8, Contracts section of the Administrative code including authorization limitations. A check mark indicates final board approval of the expenditure.

Total Core Expenses

		FY 2024-2025 Budget	FY 2024-2025 Projected Actuals	FY 2025-2026 Proposed Budget
6010	Salaries & Wages - Admin	4,674,242	4,398,133	4,952,736
6090	Directors Compensation - MWDOC	275,041	264,236	281,917
6095	Directors Compensation - MWD	157,166	152,670	161,096
6105	Benefits - Admin	1,359,165	1,391,469	1,525,518
6109	CALPERS Unfunded Liability Contribution	207,000	207,000	207,000
6111	Overhead Reimbursement	(430,173)	(411,586)	(504,105)
6115	Benefits - Directors	149,557	137,665	158,371
6120	Health Insurance Coverage for Retirees	81,349	78,000	122,517
6205	Training	40,000	38,000	82,445
6210	Tuition Reimbursement	6,000	7,500	6,500
6220	Temporary Help	5,000	-	5,000
7010	Outside Consulting Services	293,000	335,100	570,000
7020	Legal - General	260,000	211,354	260,000
7030	Audit	36,500	27,000	37,445
7040	Other Professional Fees	1,101,750	906,535	914,200
7110	Conference - Employee	40,002	32,172	42,497
7115	Conference - Directors	16,955	14,945	17,155
7150	Travel & Accommodations - Employee	89,580	72,000	85,900
7155	Travel & Accommodations - Director	39,925	24,411	36,625
7210	Membership / Sponsorship	243,688	225,908	221,386
7250	CDR Participation	67,789	67,789	72,650
7305	Business Expense	5,000	4,932	5,500
7310	Office Maintenance	348,680	348,680	156,000
7315	Building Repair & Maintenance	30,200	45,000	57,200
7320	Rents & Leases	1,200	1,072	1,125
7330	Office Supplies	30,000	26,000	28,000
7340	Postal / Mail Delivery	9,600	7,925	8,800
7350	Subscriptions / Books	10,000	9,500	10,000
7360	Reproduction Expense	109,000	107,800	108,500
7410	Computer & Peripherals Maint	17,500	5,000	15,850
7430	Software Purchase	81,540	104,298	269,311
7440	Software Support	4,648	50,185	20,000
7510	Site Maintenance	-	-	-
7450	Computers and Equipment	29,250	43,000	45,250
7580	Maintenance Expense	-	-	-
7610	Automotive / Mileage	11,500	8,400	11,500
7615	Toll Road Charges	600	355	550
7620	Insurance Expense	198,000	197,500	233,950
7640	Utilities - Telephone	43,006	48,991	47,474
7650	Bank Fees	2,400	2,400	2,400
7670	Miscellaneous Expenses	148,300	136,807	170,200
8610	Depreciation Expense	-	62,568	-
8810	Capital Acquisition	37,000	38,892	25,000
	Total Expenditure	9,830,961	9,429,605	10,440,462
	MWDOC's Contribution to WEROC Oper	300,808	296,290	353,149
	MWDOC's Contribution to Election Rsrv	725,642	725,642	605,000
	MWDOC's Building Expense (8811)	366,376	222,686	350,000
	Building Prior Year Carryover Dr/(Cr)	(366,376)	(350,000)	(350,000)
	OPEB Designated Reserve	-	-	(122,517)
		10,857,410	10,324,223	11,276,094

Total Choice Revenue and Expense

		FY 2024-2025 Budget	FY 2024-2025 Projected Actuals	FY 2025-2026 Proposed Budget
4215	Choice Revenue	2,044,635	1,165,607	2,055,116
4205	School Contracts	-	-	-
4305	Revenue from MWD	-	224,930	312,321
4705	Prior Year Carry Over	-	-	-
	Choice billing over/under	-	456,646	2,520
	Total Revenue	2,044,635	1,847,183	2,369,956

		FY 2024-2025 Budget	FY 2024-2025 Projected Actuals	FY 2025-2026 Proposed Budget
6010	Salaries & Wages - Admin	748,464	734,356	888,755
	Sal & Benefits - Reimb	(65,000)	(40,000)	(15,000)
6090	Directors Compensation - MWDOC	-	-	-
6095	Directors Compensation - MWD	-	-	-
6105	Benefits - Admin	218,894	191,202	248,757
6111	Overhead Reimbursement	430,173	411,586	504,105
6115	Benefits - Directors	-	-	-
6120	Health Insurance Coverage for Retirees	-	-	-
6205	Training	1,200	500	2,000
6210	Tuition Reimbursement	-	-	-
6220	Temporary Help	-	-	-
7010	Outside Consulting Services	-	-	-
7020	Legal - General	-	-	-
7030	Audit	-	-	-
7040	Other Professional Fees	182,100	135,852	222,800
	Other Professional Fees - School Programs	481,614	355,510	487,658
7110	Conference - Employee	-	-	-
7115	Conference - Directors	-	-	-
7150	Travel & Accommodations - Employee	-	-	-
7155	Travel & Accommodations - Director	-	-	-
7210	Membership / Sponsorship	-	-	-
7220	CUWA Participation	-	-	-
7240	AWWARF Participation	-	-	-
7250	CDR Participation	-	-	-
7310	Office Maintenance	-	-	-
7320	Rents & Leases	-	-	-
7330	Office Supplies	-	-	-
7332	Supplies - Water Loss Control	4,800	4,000	4,000
7340	Postal / Mail Delivery	500	450	650
7350	Subscriptions/Books	-	-	-
7360	Reproduction Expense	-	-	-
7410	Computer & Peripherals Maint	-	-	-
7430	Software Purchase	3,000	2,112	2,420
7440	Software Support	-	-	-
7450	Software Development	-	-	-
7510	Site Maintenance	-	-	-
7450	Computers and Equipment	-	-	-
7580	Maintenance Expense	-	-	-
7610	Automotive / Mileage	400	62	100
7612	Vehicle Expense	12,000	9,718	10,000
7615	Toll Road Charges	200	400	400
7620	Insurance Expense	-	200	200
7640	Utilities - Telephone	2,520	1,632	2,112
7650	Bank Fees	-	-	-
7670	Miscellaneous Expenses	8,770	9,477	11,000
8410	Overhead Reimbursement	-	-	-
8610	Depreciation Expense	-	15,126	-
8710	Election Expenses	-	-	-
8810	Capital Acquisition	15,000	15,000	-
	Total Expenditure	2,044,635	1,847,183	2,369,956

Total Core and Choice Expenses

		FY 2024-2025 Budget	FY 2024-2025 Projected Actuals	FY 2025-2026 Proposed Budget
6010	Salaries & Wages - Admin	5,422,706	5,132,489	5,841,491
	Sal & Benefits - Reimb	(65,000)	(40,000)	(48,000)
6090	Directors Compensation - MWDOC	275,041	264,236	281,917
6095	Directors Compensation - MWD	157,166	152,670	161,096
6105	Benefits - Admin	1,578,059	1,582,671	1,774,275
6109	CALPERS Unfunded Liability Contribution	207,000	207,000	207,000
6111	Overhead Reimbursement	-	-	-
6115	Benefits - Directors	149,557	137,665	158,371
6120	Health Insurance Coverage for Retirees	81,349	78,000	122,517
6205	Training	41,200	38,500	84,445
6210	Tuition Reimbursement	6,000	7,500	6,500
6220	Temporary Help	5,000	-	5,000
7010	Outside Consulting Services	293,000	335,100	570,000
7020	Legal - General	260,000	211,354	260,000
7030	Audit	36,500	27,000	37,445
7040	Other Professional Fees	1,283,850	1,042,387	1,137,000
	Other Professional Fees - School Programs	481,614	355,510	487,658
7110	Conference - Employee	40,002	32,172	42,497
7115	Conference - Directors	16,955	14,945	17,155
7150	Travel & Accommodations - Employee	89,580	72,000	85,900
7155	Travel & Accommodations - Director	39,925	24,411	36,625
7210	Membership / Sponsorship	243,688	225,908	221,386
7250	CDR Participation	67,789	67,789	72,650
7305	Business Expense	5,000	4,932	5,500
7310	Office Maintenance	348,680	348,680	156,000
7315	Building Repair & Maintenance	30,200	45,000	57,200
7320	Rents & Leases	1,200	1,072	1,125
7330	Office Supplies	30,000	26,000	28,000
7332	Supplies - Water Loss Control	4,800	4,000	4,000
7340	Postal / Mail Delivery	10,100	8,375	9,450
7350	Subscriptions / Books	10,000	9,500	10,000
7360	Reproduction Expense	109,000	107,800	108,500
7410	Computer & Peripherals Maint	17,500	5,000	15,850
7430	Software Purchase	84,540	106,410	271,731
7440	Software Support	4,648	50,185	20,000
7450	Computers and Equipment	29,250	43,000	45,250
7580	Maintenance Expense	-	-	-
7610	Automotive / Mileage	11,900	8,462	11,600
7612	Vehicle Expense	12,000	9,718	10,000
7615	Toll Road Charges	800	755	950
7620	Insurance Expense	198,000	197,700	234,150
7640	Utilities - Telephone	45,526	50,623	49,586
7650	Bank Fees	2,400	2,400	2,400
7670	Miscellaneous Expenses	157,070	146,284	181,200
8610	Depreciation Expense	-	77,694	-
8810	Capital Acquisition	52,000	53,892	25,000
	Total Expenditure	11,875,595	11,276,788	12,810,419
	MWDOC's Contribution to WEROC Oper	300,808	296,290	353,149
	MWDOC's Contribution to Election Rsrv	725,642	725,642	605,000
	MWDOC's Building Expense (8811)	366,376	222,686	350,000
	Building Prior Year Carryover Dr/(Cr)	(366,376)	(350,000)	(350,000)
	OPEB Designated Reserve	-	-	(122,517)
		12,902,045	12,171,406	13,646,050

Administrative - Board
11

		FY 2024-2025 Budget	FY 2024-2025 Projected Actuals	FY 2025-2026 Proposed Budget	
6010	Salaries & Wages - Admin	373,108	336,960	468,708	
6090	Directors Compensation - MWDOC	275,041	264,236	281,917	
6095	Directors Compensation - MWD	157,166	152,670	161,096	
6105	Benefits - Admin	93,283	100,679	136,820	
6115	Benefits - Directors	149,557	137,665	158,371	
6120	Health Insurance Coverage for Retirees				
6205	Training			2,500	[1] 1) See Exhibit J
6210	Tuition Reimbursement				
6220	Temporary Help				
7010	Outside Consulting Services				
7020	Legal - General	235,000	186,354	235,000	[1]
7030	Audit				
7040	Other Professional Fees				
7110	Conference - Employee				
7115	Conference - Directors	16,955	14,945	17,155	[2] 2) See Exhibit F
7150	Travel & Accommodations - Employee				
7155	Travel & Accommodations - Director	39,925	24,411	36,625	[2]
7210	Membership / Sponsorship	45,000	48,652	48,652	[3] 3) See Exhibit D
7250	CDR Participation				
7310	Office Maintenance				
7320	Rents & Leases				
7330	Office Supplies				
7340	Postal / Mail Delivery	6,000	5,325	6,000	
7350	Subscriptions / Books				
7360	Reproduction Expense				
7410	Computers & Peripherals Maint				
7430	Software Purchase				
7440	Software Support				
7450	Computers and Equipment				
7580	Maintenance Expense				
7610	Automotive / Mileage	7,000	5,600	7,000	
7615	Toll Road Charges	300	225	300	
7620	Insurance Expense				
7640	Utilities - Telephone				
7650	Bank Fees				
7670	Miscellaneous Expenses	6,000	5,757	6,000	
8410	Overhead Reimbursement				
8610	Depreciation Expense				
8710	Election Expenses	-	140,815	-	[4] 4) Will be paid w/ Election Reserve
8810	Capital Acquisition				
	Total Expenditure	1,404,336	1,424,293	1,566,143	
	MWDOC's Contribution to Election Reserve	725,642	725,642	605,000	
		2,129,978	2,149,935	2,171,143	

Administrative - General
12

		FY 2024-2025 Budget	FY 2024-2025 Projected Actuals	FY 2025-2026 Proposed Budget		
6010	Salaries & Wages - Admin	519,308	504,941	573,603		
6090	Directors Compensation - MWDOC					
6095	Directors Compensation - MWD					
6105	Benefits - Admin	200,775	188,633	221,094		
6115	Benefits - Directors					
6120	Health Insurance Coverage for Retirees					
6205	Training			6,000	1	1) See Exhibit J
6210	Tuition Reimbursement					
6220	Temporary Help	5,000	-	5,000		
7010	Outside Consulting Services					
7020	Legal - General					
7030	Audit					
7040	Other Professional Fees	25,000	10,250	-	1	1) See Exhibit J
7110	Conference - Employee	40,002	32,172	42,497	2	2) See Exhibit E
7115	Conference - Directors					
7150	Travel & Accommodations - Employee	89,580	72,000	85,900	2	
7155	Travel & Accommodations - Director					
7210	Membership / Sponsorship	181,162	168,674	151,684	3	3) See Exhibit D
7250	CDR Participation	67,789	67,789	72,650		
7305	Business Expense	5,000	4,932	5,500		
7310	Office Maintenance					
7320	Rents & Leases					
7330	Office Supplies					
7340	Postal / Mail Delivery					
7350	Subscriptions / Books	10,000	9,500	10,000		
7360	Reproduction Expense					
7410	Computer & Peripherals Maint					
7430	Software Purchase					
7440	Software Support					
7450	Computers and Equipment					
7580	Maintenance Expense					
7610	Automotive / Mileage	4,500	2,800	4,500		
7615	Toll Road Charges	300	130	250		
7620	Insurance Expense					
7640	Utilities - Telephone					
7650	Bank Fees					
7670	Miscellaneous Expenses	6,500	2,500	3,800		
8810	Capital Acquisition					
	Total Expenditure	1,154,916	1,064,321	1,182,478		

Personnel / Staff Development
13

		FY 2024-2025 Budget	FY 2024-2025 Projected Actuals	FY 2025-2026 Proposed Budget	
6010	Salaries & Wages - Admin	347,729	367,678	406,292	
6090	Directors Compensation - MWDOC				
6095	Directors Compensation - MWD				
6105	Benefits - Admin	90,744	109,787	122,537	
6115	Benefits - Directors				
6120	Health Insurance Coverage for Retirees				
6205	Training	40,000	38,000	58,945	1
6210	Tuition Reimbursement	6,000	7,500	6,500	
6220	Temporary Help				
7010	Outside Consulting Services				
7020	Legal - General	25,000	25,000	25,000	1
7030	Audit				
7040	Other Professional Fees	6,000	29,485	-	
7110	Conference - Employee				
7115	Conference - Directors				
7150	Travel & Accommodations - Employee				
7155	Travel & Accommodations - Director				
7210	Membership / Sponsorship				
7250	CDR Participation				
7310	Office Maintenance				
7320	Rents & Leases				
7330	Office Supplies				
7340	Postal / Mail Delivery				
7350	Subscriptions / Books				
7360	Reproduction Expense				
7410	Computer & Peripherals Maint				
7430	Software Purchase				
7440	Software Support				
7450	Computers and Equipment				
7580	Maintenance Expense				
7610	Automotive / Mileage				
7615	Toll Road Charges				
7620	Insurance Expense				
7640	Utilities - Telephone				
7650	Bank Fees				
7670	Miscellaneous Expenses	32,800	28,000	35,500	
8810	Capital Acquisition				
	Total Expenditure	548,272	605,450	654,774	

1) See Exhibit J

Overhead
19

		FY 2024-2025 Budget	FY 2024-2025 Projected Actuals	FY 2025-2026 Proposed Budget	
6010	Salaries & Wages - Admin	644,599	663,916	605,102	
6090	Directors Compensation - MWDOC				
6095	Directors Compensation - MWD				
6105	Benefits - Admin	177,075	201,648	180,486	
6109	CALPERS Unfunded Liability Contribution	207,000	207,000	207,000	
6111	Overhead Reimbursement from Choice	(430,173)	(411,586)	(504,105)	
6115	Benefits - Directors				
6120	Health Insurance Coverage for Retirees	81,349	78,000	122,517	1
6205	Training				
6210	Tuition Reimbursement				
6220	Temporary Help				
7010	Outside Consulting Services				
7020	Legal - General				
7030	Audit				
7040	Other Professional Fees	5,500	4,800	5,000	2
7110	Conference - Employee				
7115	Conference - Directors				
7150	Travel & Accommodations - Employee				
7155	Travel & Accommodations - Director				
7210	Membership / Sponsorship				
7220	CUWA Participation				
7240	AWWARF Participation				
7250	CDR Participation				
7310	Office Maintenance	348,680	348,680	156,000	3
7315	Building Repair & Maintenance	30,200	45,000	57,200	
7320	Rents & Leases	1,200	1,072	1,125	
7330	Office Supplies	30,000	26,000	28,000	
7340	Postal / Mail Delivery	3,600	2,600	2,800	
7350	Subscriptions / Books				
7360	Reproduction Expense	9,000	7,800	8,500	
7410	Computer & Peripherals Maint				
7430	Software Purchase				
7440	Software Support				
7450	Software Development				
7510	Site Maintenance				
7450	Computers and Equipment				
7580	Maintenance Expense				
7610	Automotive / Mileage				
7615	Toll Road Charges				
7620	Insurance Expense	198,000	197,500	233,950	
7640	Utilities - Telephone	42,000	48,535	46,924	
7650	Bank Fees	2,400	2,400	2,400	
7670	Miscellaneous Expenses	5,000	2,000	3,500	
8410	Overhead Reimbursement				
8610	Depreciation Expense		62,568		
8810	Capital Acquisition	25,000	25,892		
	Total Expenditure	1,380,430	1,721,260	1,156,399	
	MWDOC's Building Expense (8811)	366,376	222,686	350,000	4
	Building Exp. Prior Year Carryover Dr/(Cr)	(366,376)	(350,000)	(350,000)	
	OPEB Designated Reserve	-	-	(122,517)	1
		1,380,430	1,593,946	1,033,882	

1) MWDOC will be using OPEB Designated reserves to pay for retiree healthcare benefit

2) See Exhibit J

3)

Binding machine	$	800
Atrium/Landscape	$	14,400
Window Cleaning	$	2,000
Carpet Cleaning	$	2,000
Interior Plant Service	$	5,000
Extra Deep cleaning in office	$	3,000
Furniture cleaning	$	2,800
OCWD monthly & Receptionist	$	126,000
	$	156,000

4) Roofing Project $ 350,000

Reliability Planning and Engineering
21

		FY 2024-2025 Budget	FY 2024-2025 Projected Actuals	FY 2025-2026 Proposed Budget	
6010	Salaries & Wages - Admin	538,294	472,658	567,060	
6090	Directors Compensation - MWDOC				
6095	Directors Compensation - MWD				
6105	Benefits - Admin	140,726	133,816	161,397	
6115	Benefits - Directors				
6120	Health Insurance Coverage for Retirees				
6205	Training				
6210	Tuition Reimbursement				
6220	Temporary Help				
7010	Outside Consulting Services	188,000	230,100	470,000	1
7020	Legal - General				
7030	Audit				
7040	Other Professional Fees		22,000		
7110	Conference - Employee				
7115	Conference - Directors				
7150	Travel & Accommodations - Employee				
7155	Travel & Accommodations - Director				
7210	Membership / Sponsorship				
7250	CDR Participation				
7310	Office Maintenance				
7320	Rents & Leases				
7330	Office Supplies				
7340	Postal / Mail Delivery				
7350	Subscriptions / Books				
7360	Reproduction Expense				
7410	Computer & Peripherals Maint				
7430	Software Purchase			4,900	
7440	Software Support				
7450	Computers and Equipment				
7580	Maintenance Expense				
7610	Automotive / Mileage				
7615	Toll Road Charges				
7620	Insurance Expense				
7640	Utilities - Telephone	-	-	-	
7650	Bank Fees				
7670	Miscellaneous Expenses	6,000	5,000	7,500	
8810	Capital Acquisition				
	Total Expenditure	873,020	863,574	1,210,857	

1) See Exhibit J

		FY 2024-2025 Budget	FY 2024-2025 Projected Actuals	FY 2025-2026 Proposed Budget	
6010	Salaries & Wages - Admin	434,306	288,768	377,920	
6090	Directors Compensation - MWDOC				
6095	Directors Compensation - MWD				
6105	Benefits - Admin	113,804	86,654	104,709	
6115	Benefits - Directors				
6120	Health Insurance Coverage for Retirees				
6205	Training				
6210	Tuition Reimbursement				
6220	Temporary Help				
7010	Outside Consulting Services	105,000	105,000	100,000	1
7020	Legal - General				
7030	Audit				
7040	Other Professional Fees				
7045	Other Professional Fees - MET				
7110	Conference - Employee				
7115	Conference - Directors				
7150	Travel & Accommodations - Employee				
7155	Travel & Accommodations - Director				
7210	Membership / Sponsorship				
7250	CDR Participation				
7310	Office Maintenance				
7320	Rents & Leases				
7330	Office Supplies				
7340	Postal / Mail Delivery				
7350	Subscriptions / Books				
7360	Reproduction Expense				
7410	Computer & Peripherals Maint				
7430	Software Purchase				
7440	Software Support				
7450	Computers and Equipment				
7580	Maintenance Expense				
7610	Automotive / Mileage				
7615	Toll Road Charges				
7620	Insurance Expense				
7640	Utilities - Telephone	456			
7650	Bank Fees				
7670	Miscellaneous Expenses	1,000	1,000	1,500	
8810	Capital Acquisition				
	Total Expenditure	654,565	481,421	584,129	

1) See Exhibit J

Government Affairs
31

		FY 2024-2025 Budget	FY 2024-2025 Projected Actuals	FY 2025-2026 Proposed Budget	
6010	Salaries & Wages - Admin	181,762	171,628	187,335	
6090	Directors Compensation - MWDOC				1) See Exhibit J
6095	Directors Compensation - MWD				
6105	Benefits - Admin	50,003	57,661	60,211	
6115	Benefits - Directors				
6120	Health Insurance Coverage for Retirees				
6205	Training			15,000	1
6210	Tuition Reimbursement				
6220	Temporary Help				
7010	Outside Consulting Services				
7020	Legal - General				
7030	Audit				
7040	Other Professional Fees	393,000	385,000	394,000	1
7115	Conference - Directors				
7150	Travel & Accommodations - Employee				
7155	Travel & Accommodations - Director				
7210	Membership / Sponsorship			12,500	
7250	CDR Participation				
7310	Office Maintenance				
7320	Rents & Leases				
7330	Office Supplies				
7340	Postal / Mail Delivery				
7350	Subscriptions / Books				
7360	Reproduction Expense				
7410	Computer & Peripherals Maint				
7430	Software Purchase				
7440	Software Support				
7450	Computers and Equipment				
7580	Maintenance Expense				
7610	Automotive / Mileage				
7615	Toll Road Charges				
7620	Insurance Expense				
7640	Utilities - Telephone				
7650	Bank Fees				
7670	Miscellaneous Expenses	1,500	10,300	1,500	
8410	Overhead Reimbursement				
8610	Depreciation Expense				
8710	Election Expenses				
8810	Capital Acquisition				
	Total Expenditure	626,265	624,589	670,546	

Public Affairs
32

		FY 2024-2025 Budget	FY 2024-2025 Projected Actuals	FY 2025-2026 Proposed Budget	
6010	Salaries & Wages - Admin	725,661	668,447	851,284	1
	Sal & Benefits - Reimb			(33,000)	1
6090	Directors Compensation - MWDOC				
6095	Directors Compensation - MWD				
6105	Benefits - Admin	214,719	219,022	259,741	1
6115	Benefits - Directors				
6120	Health Insurance Coverage for Retirees				
6205	Training				
6210	Tuition Reimbursement				
6220	Temporary Help				
7010	Outside Consulting Services				
7020	Legal - General				
7030	Audit				
7040	Other Professional Fees	280,000	275,000	220,000	2
7047	Prof Service-Grant Recovery				
7110	Conference - Employee				
7115	Conference - Directors				
7150	Travel & Accommodations - Employee				
7155	Travel & Accommodations - Director				
7210	Membership / Sponsorship				
7220	CUWA Participation				
7240	AWWARF Participation				
7250	CDR Participation				
7310	Office Maintenance				
7320	Rents & Leases				
7330	Office Supplies				
7340	Postal / Mail Delivery				
7350	Subscriptions / Books				
7360	Reproduction Expense	100,000	100,000	100,000	
7410	Computer & Peripherals Maint				
7430	Software Purchase				
7440	Software Support				
7450	Software Development				
7510	Site Maintenance				
7450	Computers and Equipment				
7580	Maintenance Expense				
7610	Automotive / Mileage				
7615	Toll Road Charges				
7620	Insurance Expense				
7640	Utilities - Telephone	550	456	550	
7650	Bank Fees				
7670	Miscellaneous Expenses	80,500	80,000	102,400	3
8810	Capital Acquisition				
	Total Expenditure	1,401,430	1,342,925	1,500,976	

1) 40% of 1 FTE's effort will be reimbursed split evenly between MWDOC and outside funding

2) See Exhibit J

3)

Sponsorship Fund	$	6,000
Member Agency Workshops & Meetings (PAW)	$	6,000
Storage Facility	$	8,900
MWDOC Attendance @ WPD/OCWS	$	9,000
Wyland Mayors Challenge	$	10,000
Scouts Programs	$	7,500
Education Initatives	$	35,000
Pilot MWDOC Ambassador Program + Outreach Tours	$	20,000
	$	102,400

Water Use Efficiency
(Core)
35

		FY 2024-2025 Budget	FY 2024-2025 Projected Actuals	FY 2025-2026 Proposed Budget	
6010	Salaries & Wages - Admin	248,008	290,727	232,533	
6090	Directors Compensation - MWDOC				
6095	Directors Compensation - MWD				1) See Exhibit J
6105	Benefits - Admin	71,231	97,184	69,434	
6115	Benefits - Directors				
6120	Health Insurance Coverage for Retirees				
6205	Training				
6210	Tuition Reimbursement				
6220	Temporary Help				
7010	Outside Consulting Services				
7020	Legal - General				
7030	Audit				
7040	Other Professional Fees	240,000	51,215	215,000	1
7110	Conference - Employee				
7115	Conference - Directors				
7150	Travel & Accommodations - Employee				
7155	Travel & Accommodations - Director				
7210	Membership / Sponsorship	17,526	8,582	8,550	
7310	Office Maintenance				
7320	Rents & Leases				
7330	Office Supplies				
7340	Postal / Mail Delivery				
7350	Subscriptions / Books				
7360	Reproduction Expense				
7410	Computer & Peripherals Maint				
7430	Software Purchase				
7440	Software Support				
7450	Computers and Equipment				
7580	Maintenance Expense				
7610	Automotive / Mileage				
7615	Toll Road Charges				
7620	Insurance Expense				
7640	Utilities - Telephone				
7650	Bank Fees				
7670	Miscellaneous Expenses	6,000	250	6,000	
8810	Capital Acquisition				
	Total Expenditure	582,765	447,958	531,517	

General Finance
41

		FY 2024-2025 Budget	FY 2024-2025 Projected Actuals	FY 2025-2026 Proposed Budget	
6010	Salaries & Wages - Admin	528,507	507,170	547,774	
6090	Directors Compensation - MWDOC				
6095	Directors Compensation - MWD				
6105	Benefits - Admin	162,111	154,292	164,353	
6115	Benefits - Directors				
6120	Health Insurance Coverage for Retirees				
6205	Training				
6210	Tuition Reimbursement				
6220	Temporary Help				
7010	Outside Consulting Services				
7020	Legal - General				
7030	Audit	36,500	27,000	37,445	1
7040	Other Professional Fees	17,750	43,975	15,200	2
7110	Conference - Employee				
7115	Conference - Directors				
7150	Travel & Accommodations - Employee				
7155	Travel & Accommodations - Director				
7210	Membership / Sponsorship				
7250	CDR Participation				
7310	Office Maintenance				
7320	Rents & Leases				
7330	Office Supplies				
7340	Postal / Mail Delivery				
7350	Subscriptions / Books				
7360	Reproduction Expense				
7410	Computer & Peripherals Maint				
7430	Software Purchase			120,000	3
7440	Software Support			15,000	4
7450	Computers and Equipment				
7580	Maintenance Expense				
7610	Automotive / Mileage				
7615	Toll Road Charges				
7620	Insurance Expense				
7640	Utilities - Telephone				
7650	Bank Fees				
7670	Miscellaneous Expenses	1,000	1,000	1,000	
8810	Capital Acquisition				
	Total Expenditure	745,868	733,437	900,773	

1) See Exhibit J

2) See Exhibit J

3) New ERP system Implementatior

4) New ERP Annual Dues

Information Technology
45

		FY 2024-2025 Budget	FY 2024-2025 Projected Actuals	FY 2025-2026 Proposed Budget	
6010	Salaries & Wages - Admin	132,962	125,240	135,124	
6090	Directors Compensation - MWDOC				1) See Exhibit J
6095	Directors Compensation - MWD				
6105	Benefits - Admin	44,693	42,092	44,736	
6115	Benefits - Directors				
6120	Health Insurance Coverage for Retirees				
6205	Training				
6210	Tuition Reimbursement				
6220	Temporary Help				
7010	Outside Consulting Services				
7020	Legal - General				
7030	Audit				
7040	Other Professional Fees	134,500	84,810	65,000	1
7110	Conference - Employee				
7115	Conference - Directors				
7150	Travel & Accommodations - Employee				
7155	Travel & Accommodations - Director				
7210	Membership / Sponsorship				
7220	CUWA Participation				
7240	AWWARF Participation				
7250	CDR Participation				
7310	Office Maintenance				
7320	Rents & Leases				
7330	Office Supplies				
7340	Postal / Mail Delivery				
7350	Subscriptions / Books				
7360	Reproduction Expense				
7410	Computers & Peripherals Maint	17,500	5,000	15,850	
7430	Software Purchase	81,540	104,298	144,411	
7440	Software Support	4,648	50,185	5,000	
7510	Site Maintenance				
7450	Computers and Equipment	29,250	43,000	45,250	
7580	Maintenance Expense				
7610	Automotive / Mileage				
7615	Toll Road Charges				
7620	Insurance Expense				
7640	Utilities - Telephone				
7650	Bank Fees				
7670	Miscellaneous Expenses	2,000	1,000	1,500	
8810	Capital Acquisition	12,000	13,000	25,000	
	Total Expenditure	459,093	468,625	481,871	

Water Use Efficiency
(choice)
62

		FY 2024-2025 Budget	FY 2024-2025 Projected Actuals	FY 2025-2026 Proposed Budget
4215	Choice Revenue	989,455	803,364	1,183,382
4705	Prior Year Carry over			
	Choice billing over/under	-	295,261	-
	Total Revenue	989,455	1,098,625	1,183,382

		FY 2024-2025 Budget	FY 2024-2025 Projected Actuals	FY 2025-2026 Proposed Budget	
6010	Salaries & Wages - Admin	506,978	567,354	579,177	
6012	Sal & Benefits - Reimb	(65,000)	(40,000)	(15,000)	
6090	Directors Compensation - MWDOC				
6095	Directors Compensation - MWD				
6105	Benefits - Admin	130,429	150,395	149,585	
6111	Overhead Reimbursement	283,448	319,176	322,961	
6115	Benefits - Directors				
6120	Health Insurance Coverage for Retirees				
6205	Training				
6210	Tuition Reimbursement				
6220	Temporary Help				
7010	Outside Consulting Services				
7020	Legal - General				
7030	Audit				
7040	Other Professional Fees	127,100	96,750	139,530	[1] 1) See Exhibit J
7110	Conference - Employee				
7115	Conference - Directors				
7150	Travel & Accomodations - Employee				
7155	Travel & Accomodations - Director				
7210	Membership / Sponsorship				
7250	CDR Participation				
7310	Office Maintenance				
7320	Rents & Leases				
7330	Office Supplies				
7340	Postal / Mail Delivery	500	450	650	
7350	Subscriptions / Books				
7360	Reproduction Expense				
7410	Computer & Peripherals Maint				
7430	Software Purchase				
7440	Software Support				
7450	Computers and Equipment				
7580	Maintenance Expense				
7610	Automotive / Mileage				
7615	Toll Road Charges				
7620	Insurance Expense				
7640	Utilities - Telephone			480	
7650	Bank Fees				
7670	Miscellaneous Expenses	6,000	4,500	6,000	
8810	Capital Acquisition				
	Total Expenditure	989,455	1,098,625	1,183,382	

School Program
(choice)
63

		FY 2024-2025 Budget	FY 2024-2025 Projected Actuals	FY 2025-2026 Proposed Budget
4215	Choice Revenue	496,062	96,173	502,289
4205	School Contracts			
4705	Prior Year Carry over			
	Choice billing over/under	-	271,257	2,520
	Total Revenue	496,062	367,429	504,809

		FY 2024-2025 Budget	FY 2024-2025 Projected Actuals	FY 2025-2026 Proposed Budget
6010	Salaries & Wages - Admin	7,314	6,255	8,815
	Sal & Benefits - Reimb		-	-
6090	Directors Compensation - MWDOC			
6095	Directors Compensation - MWD			
6105	Benefits - Admin	2,687	1,996	3,069
6111	Overhead Reimbursement	4,447	3,669	5,267
6115	Benefits - Directors			
6120	Health Insurance Coverage for Retirees			
6205	Training			
6210	Tuition Reimbursement			
6220	Temporary Help			
7010	Outside Consulting Services			
7020	Legal - General			
7030	Audit			
7040	Other Professional Fees			
7040	Other Professional Fees - School Programs	481,614	355,510	487,658 [1]
7110	Conference - Employee			
7115	Conference - Directors			
7150	Travel & Accommodations - Employee			
7155	Travel & Accommodations - Director			
7210	Membership / Sponsorship			
7250	CDR Participation			
7310	Office Maintenance			
7320	Rents & Leases			
7330	Office Supplies			
7340	Postal / Mail Delivery			
7350	Subscriptions / Books			
7360	Reproduction Expense			
7410	Computer & Peripherals Maint			
7430	Software Purchase			
7440	Software Support			
7450	Computers and Equipment			
7580	Maintenance Expense			
7610	Automotive / Mileage			
7615	Toll Road Charges			
7620	Insurance Expense			
7640	Utilities - Telephone			
7650	Bank Fees			
7670	Miscellaneous Expenses			
8810	Capital Acquisition			
	Total Expenditure	496,062	367,429	504,809

1) • Elementary Schools $ 276,557
• Middle Schools $ 117,879
• High Schools $ 93,222
$ 487,658

Water Loss Control
(choice)
70

		FY 2024-2025 Budget	FY 2024-2025 Projected Actuals	FY 2025-2026 Proposed Budget
4215	Choice Revenue	559,118	266,070	369,445
4305	Revenue from MWD		224,930	312,321
4705	Prior Year Carry over			
	Choice billing over/under	-	(109,871)	-
	Total Revenue	559,118	381,129	681,765

		FY 2024-2025 Budget	FY 2024-2025 Projected Actuals	FY 2025-2026 Proposed Budget	
6010	Salaries & Wages - Admin	234,172	160,748	300,763	
6012	Sal & Benefits - Reimb				
6090	Directors Compensation - MWDOC				
6095	Directors Compensation - MWD				
6105	Benefits - Admin	85,778	38,811	96,104	
6111	Overhead Reimbursement	142,278	88,742	175,877	
6115	Benefits - Directors				
6120	Health Insurance Coverage for Retirees				
6205	Training	1,200	500	2,000	
6210	Tuition Reimbursement				
6220	Temporary Help				
7010	Outside Consulting Services				
7020	Legal - General				
7030	Audit				
7040	Other Professional Fees	55,000	39,102	83,270	[1] 1) See Exhibit J
7110	Conference - Employee				
7115	Conference - Directors				
7150	Travel & Accomodations - Employee				
7155	Travel & Accomodations - Director				
7210	Membership / Sponsorship				
7220	CUWA Participation				
7240	AAWARF Participation				
7250	CDR Participation				
7310	Office Maintenance				
7320	Rents & Leases				
7330	Office Supplies				
7332	Supplies - Water Loss Control	4,800	4,000	4,000	
7340	Postal / Mail Delivery				
7350	Subscriptions / Books				
7360	Reproduction Expense				
7410	Computer & Peripherals Maint				
7430	Software Purchase	3,000	2,112	2,420	
7440	Software Support				
7450	Computers and Equipment				
7510	Site Maintenance				
7580	Maintenance Expense				
7610	Automotive / Mileage	400	62	100	
7612	Vehicle Expense	12,000	9,718	10,000	
7615	Toll Road Charges	200	400	400	
7620	Insurance Expense		200	200	
7640	Utilities - Telephone	2,520	1,632	1,632	
7650	Bank Fees				
7670	Miscellaneous Expenses	2,770	4,977	5,000	
8410	Overhead Reimbursement				
8610	Depreciation Expense		15,126		
8710	Election Expenses				
8810	Capital Acquisition	15,000	15,000		
	Total Expenditure	559,118	381,129	681,765	

WEROC
25

		FY 2024-2025 Budget	FY 2024-2025 Projected Actuals	FY 2025-2026 Proposed Budget
4320	MWDOC Contribution to Operations	300,808	296,290	353,149
4210	WEROC Contracts	300,808	269,651	353,149
4205				
4230	Reimbursements			
4240				
4410				
4805				
	TOTAL WEROC Revenue	**601,615**	**565,941**	**706,297**

1) OCSD $ 69,217
SOCWA $ 26,839
OCWD $ 176,574
3 Cities @$26,839 $ 80,518
$ 353,149

		FY 2024-2025 Budget	FY 2024-2025 Projected Actuals	FY 2025-2026 Proposed Budget
6010	Salaries & Wages - Admin	412,741	403,000	492,542
6012	Sal & Benefits - Reimb		-	-
6090	Directors Compensation - MWDOC		-	-
6095	Directors Compensation - MWD		-	-
6105	Benefits - Admin	135,674	132,650	153,705
6115	Benefits - Directors		-	-
6120	Health Insurance Coverage for Retirees		-	-
6205	Training	6,000	6,800	6,000
7040	Other Professional Fees		22,920	-
7110	Conference - Employee	2,000	4,900	6,430
7115	Conference - Directors		-	-
7150	Travel & Accomodations - Employee	6,200	7,323	17,770
7155	Travel & Accomodations - Director		-	-
7210	Membership / Sponsorship	950	950	1,450
7330	Office & Radio Supplies	1,000	295	750
7340	Postal / Mail Delivery		-	-
7350	Subscriptions / Books		-	-
7360	Reproduction Expense		-	-
7410	Computer & Peripherals Maint	4,000	4,064	2,000
7430	Software Purchase		-	-
7440	Software Support	12,000	11,220	12,000
7510	Site Maintenance	350	350	350
7580	Maintenance - Generators	1,000	-	1,000
7581	Maintenance - Radios	3,000	2,986	3,000
7582	Maintenance - EOC's	2,200	1,200	1,500
7610	Automotive / Mileage	1,500	510	500
7640	Utilities - Telephone	8,000	5,200	6,000
7650	Bank Fees		-	-
7670	Miscellaneous Expenses	3,000	3,128	4,000
7671	Miscellaneous Training	2,000	4,290	2,000
8610	Depreciation Expense		3,879	
	Operations Expenditure	**601,615**	**611,786**	**710,997**
	Contribution (Draw) from WEROC Reserves			(4,700)
	Total Operations Budget	**601,615**	**611,786**	**706,297**
	Capital Expenditures			
	Total Expenditures	**601,615**	**611,786**	**706,297**

2) Cert Meetings Exercises
3) See Exhibit J
4)
4) See Exhibit E
5) See Exhibit D

AMP Proceeds Agreement Administration
61

		FY 2024-2025 Budget	FY 2024-2025 Projected Actuals	FY 2025-2026 Proposed Budget
4020	Interest Revenue			
4050	O & M Maintenance Deposit			
4230	Reimbursement	1,906	(0)	(0)
4680	Miscellaneous Income			
	Prior Year Carryover		298	944
	Total Revenue	1,906	298	944

		FY 2024-2025 Budget	FY 2024-2025 Projected Actuals	FY 2025-2026 Proposed Budget
6010	Salaries & Wages - Admin	1,491	235	745
6090	Directors Compensation - MWDOC			
6095	Directors Compensation - MWD			
6105	Benefits - Admin	415	63	199
6115	Benefits - Directors			
6120	Health Insurance Coverage for Retirees			
6205	Training			
6210	Tuition Reimbursement			
6220	Temporary Help			
7010	Outside Consulting Services			
7020	Legal - General			
7030	Audit			
7040	Other Professional Fees			
7110	Conference - Employee			
7115	Conference - Directors			
7150	Travel & Accomodations - Employee			
7155	Travel & Accomodations - Director			
7210	Membership / Sponsorship			
7220	CUWA Participation			
7240	AAWARF Participation			
7250	CDR Participation			
7310	Office Maintenance			
7320	Rents & Leases			
7330	Office Supplies			
7340	Postal / Mail Delivery			
7350	Subscriptions / Books			
7360	Reproduction Expense			
7410	Computer & Peripherals Maint			
7430	Software Purchase			
7440	Software Support			
7450	Computers and Equipment			
7580	Maintenance Expense			
7610	Automotive / Mileage			
7615	Toll Road Charges			
7620	Insurance Expense			
7640	Utilities - Telephone			
7650	Bank Fees			
7670	Miscellaneous Expenses			
8810	Capital Acquisition			
	Total Expenditure	1,906	298	944

Municipal Water District of Orange County

FY25/26 Consolidated Budget Summary

	Core & Choice	Water Fund	WUE Grants and Outside Funding	WEROC	AMP Proceeds Agreement Administration	Total with Inter-Fund Transfers	Less Inter-Fund Transfers	Consolidated Budget Total
Revenues:								
Water Sales		$ 201,334,301				$ 201,334,301		$ 201,334,301
Local Resource Program Incentives		(3,840,576)				(3,840,576)		(3,840,576)
Retail Meter Charge	9,939,371					9,939,371		9,939,371
Ground Water Customer Charge	414,371					414,371		414,371
Reimb for PARS OPEB Trust Reimbursement	122,517					122,517		122,517
Interest Revenue	916,000	-				916,000		916,000
MWDOC's Contribution				353,149		353,149	(353,149)	-
Outside Fundings	-		8,349,498	353,149	944	8,703,590		8,703,590
Choice Revenue	2,369,956					2,369,956		2,369,956
Miscellaneous Income	5,000					5,000		5,000
Total Revenues	**13,767,215**	**197,493,724**	**8,349,498**	**706,297**	**944**	**220,317,678**	**(353,149)**	**219,964,530**
Expenses:								
Water Purchases	-	197,493,724				197,493,724		197,493,724
Salaries & Wages	5,841,491			492,542	745	6,334,777		6,334,777
less S & W Reimb. DSC or Recov from Grants	(48,000)			-		(48,000)		(48,000)
Employee Benefits	1,981,275			153,705	199	2,135,179		2,135,179
Outside Consulting Expense	570,000					570,000		570,000
Professional Fees	1,624,658		8,349,498	-		9,974,156	-	9,974,156
Contribution to Election Reserve	605,000					605,000		605,000
Legal Expense - General	260,000			-	-	260,000		260,000
Maintenance Expense	213,200			4,350		217,550		217,550
Insurance Expense	234,150			-		234,150		234,150
Membership / Sponsorship	221,386			1,450		222,836		222,836
Director Compensation	281,917					281,917		281,917
MWDOC Contribution to WEROC Operations	353,149					353,149	(353,149)	-
Others:								
MWD Representation	161,096					161,096		161,096
Director Benefits	158,371					158,371		158,371
Health Insurance Coverage for Retirees	122,517				-	122,517		122,517
Audit Expense	37,445				-	37,445		37,445
Automotive & Toll Road Expenses	22,550			500		23,050		23,050
Conference Expense - Staff	42,497			6,430		48,927		48,927
Conference Expense - Directors	17,155					17,155		17,155
CDR Participation	72,650					72,650		72,650
Business Expense	5,500					5,500		5,500
Miscellaneous Expense	183,600			7,500	-	191,100		191,100
Postage / Mail Delivery	9,450					9,450		9,450
Rents & Leases	1,125			-		1,125		1,125
Outside Printing, Subscription & Books	118,500			-		118,500		118,500
Office Supplies	32,000			750		32,750		32,750
Computer Maintenance	15,850			2,000		17,850		17,850
Software Support & Expense	291,731			12,000		303,731		303,731
Computers and Equipment	45,250			-		45,250		45,250
Telecommunications Expense	49,586			6,000		55,586		55,586
Temporary Help Expense	5,000					5,000		5,000
Training Expense	84,445			6,000		90,445		90,445
Tuition Reimbursement	6,500					6,500		6,500
Travel & Accommodations - Staff	85,900			17,770		103,670		103,670
Travel & Accommodations - Directors	36,625					36,625		36,625
Depreciation Expense (annualized)	-					-		-
Overhead Reimbursement	-				-	-		-
MWDOC Building Expense	-					-		-
Capital Acquisition	25,000			-		25,000		25,000
All Other Expenses	1,630,342	-	-	54,250	-	1,684,592	-	1,684,592
Total Expenses	**13,768,567**	**197,493,724**	**8,349,498**	**706,297**	**944**	**220,319,030**	**(353,149)**	**219,965,881**
EFFECT ON RESERVES / FUND BALANCE	**$ (1,352)**	**$ -**	**$ -**	**$ -**	**$ -**	**$ (1,352)**	**$ -**	**$ (1,351)**

Municipal Water District of Orange County

FY24/25 Consolidated Budget Summary

	Core & Choice	Water Fund	WUE Grants and Outside Funding	WEROC	AMP Proceeds Agreement Administration	Total with Inter-Fund Transfers	Less Inter-Fund Transfers	Consolidated Budget Total
Revenues:								
Water Sales		$ 212,883,116				**$ 212,883,116**		**$ 212,883,116**
Local Resource Program Incentives		(4,661,958)				**(4,661,958)**		**(4,661,958)**
Retail Meter Charge	9,580,818					**9,580,818**		**9,580,818**
Ground Water Customer Charge	405,463					**405,463**		**405,463**
Reimb for PARS OPEB Trust Reimbursement	80,000					**80,000**		**80,000**
Interest Revenue	738,960					**738,960**		**738,960**
MWDOC's Contribution				300,808		**300,808**	(300,808)	**-**
Outside Fundings	-		10,872,042	300,808	1,906	**11,174,756**		**11,174,756**
Choice Revenue	2,044,635					**2,044,635**		**2,044,635**
Miscellaneous Income	3,000					**3,000**		**3,000**
Total Revenues	**12,852,876**	**208,221,158**	**10,872,042**	**601,615**	**1,906**	**232,549,597**	**(300,808)**	**232,248,789**
Expenses:								
Water Purchases	-	208,221,158				**208,221,158**		**208,221,158**
Salaries & Wages	5,422,706			412,741	1,491	**5,836,938**		**5,836,938**
less S & W Reimb. DSC or Recov from Grants	(65,000)			-		**(65,000)**		**(65,000)**
Employee Benefits	1,785,059			135,674	415	**1,921,147**		**1,921,147**
Outside Consulting Expense	293,000					**293,000**		**293,000**
Professional Fees	1,765,464		10,872,042	-		**12,637,506**		**12,637,506**
Contribution to Election Reserve	725,642					**725,642**		**725,642**
Legal Expense - General	260,000			-		**260,000**		**260,000**
Maintenance Expense	378,880			4,350		**383,230**		**383,230**
Insurance Expense	198,000			-		**198,000**		**198,000**
Membership / Sponsorship	243,688			950		**244,638**		**244,638**
Director Compensation	275,041					**275,041**		**275,041**
MWDOC Contribution to WEROC Operations	300,808					**300,808**	(300,808)	**-**
Others:								
MWD Representation	157,166					**157,166**		**157,166**
Director Benefits	149,557					**149,557**		**149,557**
Health Insurance Coverage for Retirees	81,349					**81,349**		**81,349**
Audit Expense	36,500					**36,500**		**36,500**
Automotive & Toll Road Expenses	24,700			1,500		**26,200**		**26,200**
Conference Expense - Staff	40,002			2,000		**42,002**		**42,002**
Conference Expense - Directors	16,955					**16,955**		**16,955**
CDR Participation	67,789					**67,789**		**67,789**
Business Expense	5,000					**5,000**		**5,000**
Miscellaneous Expense	159,470			7,200		**166,670**		**166,670**
Postage / Mail Delivery	10,100					**10,100**		**10,100**
Rents & Leases	1,200			-		**1,200**		**1,200**
Outside Printing, Subscription & Books	119,000			-		**119,000**		**119,000**
Office Supplies	34,800			1,000		**35,800**		**35,800**
Computer Maintenance	17,500			4,000		**21,500**		**21,500**
Software Support & Expense	89,188			12,000		**101,188**		**101,188**
Computers and Equipment	29,250			-		**29,250**		**29,250**
Telecommunications Expense	45,526			8,000		**53,526**		**53,526**
Temporary Help Expense	5,000					**5,000**		**5,000**
Training Expense	41,200			6,000		**47,200**		**47,200**
Tuition Reimbursement	6,000					**6,000**		**6,000**
Travel & Accommodations - Staff	89,580			6,200		**95,780**		**95,780**
Travel & Accommodations - Directors	39,925					**39,925**		**39,925**
Depreciation Expense (annualized)	-					**-**		**-**
Overhead Reimbursement	-					**-**		**-**
MWDOC Building Expense	-					**-**		**-**
Capital Acquisition	52,000			-		**52,000**		**52,000**
All Other Expenses	1,318,758	-	-	47,900	-	**1,366,658**	-	**1,366,658**
Total Expenses	**12,902,045**	**208,221,158**	**10,872,042**	**601,615**	**1,906**	**232,598,766**	**(300,808)**	**232,297,958**
EFFECT ON RESERVES / FUND BALANCE	**$ (49,169)**	**$ -**	**$ -**	**$ -**	**$ -**	**$ (49,169)**	**$ -**	**$ (49,169)**

Item No. 6

CONSENT CALENDAR ITEM
October 15, 2025

TO: **Board of Directors**

FROM: **Administration & Finance Committee**

Harvey De La Torre, General Manager

Staff Contact: Cathleen Harris, Director of HR and Administration
Katie Davanaugh, Sr. Human Resources Analyst

SUBJECT: **2026 HEALTH SAVINGS ACCOUNT CONTRIBUTIONS**

STAFF RECOMMENDATION

Staff recommends the Board of Directors approve an increase to the District's annual Health Savings Account (HSA) contribution amounts, made by the District, to the Kaiser and Anthem Consumer Driven Health Plans (CDHP) for the 2026 plan year, as follows:

	Employee Only	2-party	Family
Kaiser	$1,700	$3,400	$3,400
Anthem	$1,500	$3,000	$2,800

COMMITTEE RECOMMENDATION

The Committee concurred with staff recommendation.

REPORT

Annually, at open enrollment, the Board of Directors reviews, establishes, and approves the District's contribution amounts to a Health Savings Account (HSA) for employees participating in a Consumer Driven Health Plan (CDHP). Calendar year 2026 will be the 11th year that the District has offered and participated in the Anthem PPO and Kaiser CDHPs.

Budgeted: ☒ Yes ☐ No ☐ N/A		Budgeted amount: $3,300
Core: ☒	Choice: ☐	Movement between funds: ☐ Yes ☒ No
Action item amount: $12,113		

The 2026 HSA contribution amounts, as compared to the 2025 amounts, are as follows:

	Employee Only	2-party	Family
2025 annual District contributions, by plan			
2025 Kaiser	$1,650	$3,300	$3,300
2025 Anthem	$1,450	$2,900	$2,700
2026 proposed annual District contributions, by plan			
2026 Kaiser	$1,700	$3,400	$3,400
2026 Anthem	$1,500	$3,000	$2,800
% Change from 2025 to 2026			
Kaiser	3.03%	3.03%	3.03%
Anthem	3.45%	3.45%	3.7%

Current enrollment, in 2025, is as follows for the CDHPs:

5 participants in the Kaiser CDHP (employee only coverage)
0 participants in the Anthem PPO CDHP

Full contributions are made effective with the first payroll in January for any employee enrolled in a CDHP effective January 1st for the start of a new plan year. Employees hired after January 1st and thereafter will receive a pro-rated contribution to their HSA, effective with their benefit eligibility date.

The District contributions are derived by calculating the difference in deductibles between the CDHP and the non-CDHP plans to ensure that CDHP participants do not incur higher deductible amounts than participants in the traditional plans.

The plan maximum limits, as set by the Internal Revenue Services (IRS), are as follows:

	2025	2026
HSA Contribution Limit	Self-Only: $4,300 Family: $8,550	Self-Only: $4,400 Family: $8,750
HSA Catch-Up Contributions (Age 55+)	$1,000	$1,000

Staff recommends the Board of Directors select Option #1 to approve an increase to the District's annual HSA contribution amounts, made by the District, to the Kaiser and Anthem CDHP for the 2026 plan year.

ALIGNMENT WITH BOARD STRATEGIC PRIORITIES

☐ *Clarifying MWDOC's mission and role; defining functions and actions.*
☐ *Balance support for Metropolitan's regional mission and OC values and interests.*
☐ *Strengthen communication and coordination of messaging.*
☐ *Work with member agencies to develop water supply and demand objectives.*
☐ *Solicit input and feedback from member agencies.*
☒ *Invest in workforce development and succession planning.*

BOARD OPTIONS

Option #1: Approve an increase to the District's annual Health Savings Account contribution amounts, made by the District, to the Kaiser and Anthem Consumer Driven Health Plans for the 2026 plan year, as follows:

	Employee Only	2-party	Family
Kaiser	$1,700	$3,400	$3,400
Anthem	$1,500	$3,000	$2,800

Fiscal Impact: An increase of $8,813 for a total of $12,113, based on existing enrollment with a trending increase in participation. Open enrollment will be in October, so participation rates may fluctuate during that time. It is anticipated that one additional new hire will elect one of the high-deductible plans.

Option #2: Do not approve an increase in the Health Savings Account contribution amounts.

Fiscal impact: The financial impact will vary based on plan participation. However, not increasing the District contribution amounts will likely discourage participation in the Consumer Driven Health Plans.

Attachments/Links:
N/A

Item No. 7

ACTION ITEM
October 15, 2025

TO: **Board of Directors**

FROM: **Planning & Operations Committee**

Harvey De La Torre, General Manager

Staff Contact: Heather Baez, Director of Government Affairs

SUBJECT: **CALIFORNIA SPECIAL DISTRICTS ASSOCIATION (CSDA) BOARD OF DIRECTORS VACANCY – CALL FOR NOMINATIONS: SOUTHERN NETWORK SEAT C**

STAFF RECOMMENDATION

Staff recommends the Board of Directors adopt proposed Resolution No. 2162 nominating Director Albert Nederhood to the California Special Districts Association Board of Directors, Southern Network Seat C.

COMMITTEE RECOMMENDATION

The Planning & Operations Committee directed staff to prepare a Board Resolution nominating Director Nederhood to the California Special Districts Association Board of Directors Southern Network Seat C.

REPORT

Summary

California Special Districts Association (CSDA) is requesting nominations to fill the Southern Network Seat C Vacancy for the remaining 2025–2026 term. CSDA is governed by an 18-member Board of Directors elected from its six geographical networks. Each of the six networks (Northern, Sierra, Bay Area, Central, Coastal, and Southern) has three seats on the Board with staggered three-year terms. Candidates

Budgeted: ☐ Yes ☒ No ☐ N/A		Budgeted amount: N/A
Core: ☐	Choice: ☐	Movement between funds: ☐ Yes ☐ No
Action item amount: $4,000.00		

must be affiliated with an independent special district that is a CSDA Regular Member in good standing located within the geographic network they seek to represent.

Background

The CSDA Board of Directors is the governing body responsible for all policy decisions related to CSDA's member services, legislative advocacy, education, and resources. The Board of Directors is crucial to the Association's operation and to the representation of the common interests of all California's special districts before the Legislature and the state administration.

The commitment and expectations for the position include:

- Attendance at all Board meetings, held every other month at the CSDA office in Sacramento;
- Participation on at least one committee, meets 3–5 times a year at the CSDA office in Sacramento;
- Attendance at CSDA's two annual events: Special Districts Legislative Days (held in the Spring) and the CSDA Annual Conference (held in the Fall); and
- Complete all four modules of CSDA's Special District Leadership Academy within two years.

CSDA reimburses Directors for their related expenses for Board and committee meetings as outlined in Board policy, but does not reimburse for expenses for the two conferences or the Academy classes, even if a Board or committee meeting is held in conjunction with the events.

Next Steps

Any Regular Member in good standing is eligible to nominate one person - a board member or managerial employee (as defined by that district's Board of Directors) - for election to the CSDA Board of Directors. A copy of the member district's resolution or minute action and Candidate Information Sheet must accompany the nomination. Nominations and supporting documentation can be submitted by mail or email until October 22, 2025.

Nominees will then receive a Candidate's Packet, including campaign guidelines, by mail. Current CSDA Board Members from the Southern Network will interview candidates from October 27, 2025, through November 5, 2025, and make their recommendation to the CSDA Board by November 14, 2025. The new CSDA Member will take office on November 15, 2025.

Director Nederhood has expressed interest in being nominated for the open position.

Staff recommends the Board of Directors select Option #1 to adopt proposed Resolution No. 2162 nominating Director Albert Nederhood to the California Special Districts Association Board of Directors Southern Network Seat C.

ALIGNMENT WITH BOARD STRATEGIC PRIORITIES

☒ *Clarifying MWDOC's mission and role; defining functions and actions.*
☐ *Balance support for Metropolitan's regional mission and OC values and interests.*
☐ *Strengthen communication and coordination of messaging.*
☐ *Work with member agencies to develop water supply and demand objectives.*
☐ *Solicit input and feedback from member agencies.*
☐ *Invest in workforce development and succession planning.*

BOARD OPTIONS

Option #1: Adopt proposed Resolution No. 2162 nominating Director Albert Nederhood to the California Special Districts Association Board of Directors Southern Network Seat C.

Fiscal Impact: Approximately $4,000 is estimated to cover travel expenses to Sacramento for CSDA Legislative Days, CSDA Annual Conference, and the four modules of CSDA's Leadership Academy.

Option #2: Take no action.

Fiscal Impact: None.

Attachments/Links:
Attachment 1: CSDA Board of Directors Vacancy, Call for Nominations: Southern Network Seat C Notice
Attachment 2: Proposed Resolution No. 2162 Nominating Director Albert Nederhood to the CSDA Board of Directors, Southern Network Seat C

California Special Districts Association
Districts Stronger Together

DATE: September 3, 2025

TO: CSDA Voting Members – Southern Network

FROM: CSDA Elections and Bylaws Committee

SUBJECT: **CSDA BOARD OF DIRECTORS VACANCY – CALL FOR NOMINATIONS: SEAT C – SOUTHERN NETWORK**

The CSDA Board of Directors is looking for independent special district Board Members or their General Managers from the Southern Network who are interested in leading the direction of the California Special Districts Association for the remainder of the 2024 - 2026 term, Seat C which is currently vacant and will be filled via CSDA Board appointment.

The leadership of CSDA is elected from its six geographical networks. Each of the six networks has three seats on the Board with staggered 3-year terms. Candidates must be affiliated with an independent special district that is a CSDA Regular Member in good standing and located within the Southern Network (see attached CSDA Network Map).

The CSDA Board of Directors is the governing body responsible for all policy decisions related to CSDA's member services, legislative advocacy, education and resources. The Board of Directors is crucial to the operation of the Association and to the representation of the common interests of all California's special districts before the Legislature and the State Administration. Serving on the Board requires one's interest in the issues confronting special districts statewide.

Commitment and Expectations:

- Attend all Board meetings, usually 4-5 meetings annually, at the CSDA office in Sacramento.
- Participate on at least one committee, meets 3-5 times a year at the CSDA office in Sacramento.
  (CSDA reimburses Directors for their related expenses for Board and committee meetings as outlined in Board policy).
- Attend, at minimum, the following CSDA annual events: Special Districts Legislative Days - held in the spring, and the CSDA Annual Conference - held in the summer/fall.
  *(CSDA does **not** reimburse travel related expenses for the two conferences even if a Board or committee meeting is held in conjunction with the event, however registration fees are covered)*
- Complete all four modules of CSDA's Special District Leadership Academy within 2 years of being elected.
  *(CSDA does **not** reimburse expenses for the Academy classes even if a Board or committee meeting is held in conjunction with the event).*
- Complete Annual Chief Executive Officer Evaluation.

Nomination Procedures: Any Regular Member in the Southern Network in good standing is eligible to nominate one person, a board member or managerial employee (as defined by that district's Board of Directors), for appointment consideration to the CSDA Board of Directors. **A copy of the member district's resolution or minute action and Candidate Information Sheet must accompany the nomination. The deadline for receiving nominations is October 22, 2025. Nominations and supporting documentation may be mailed or emailed.**

Mail: 1112 I Street, Suite 200, Sacramento, CA 95814
E-mail: amberp@csda.net

Once received, nominees will receive a candidate's letter in the mail. The letter will serve as confirmation that CSDA has received the nomination.

Current CSDA Southern Network Board Members will conduct interviews of candidates that submitted nominations by the deadline October 27, 2025 – November 5, 2025.

A Board appointment recommendation will be submitted by CSDA Southern Network Board Members for consideration by the full Board on November 14, 2025.

The newly appointed Board Member for the Southern Network Seat C will take office November 15, 2025.

If you have any questions, please contact Amber Phelen at amberp@csda.net.

California Special Districts Association

DISTRICT NETWORKS

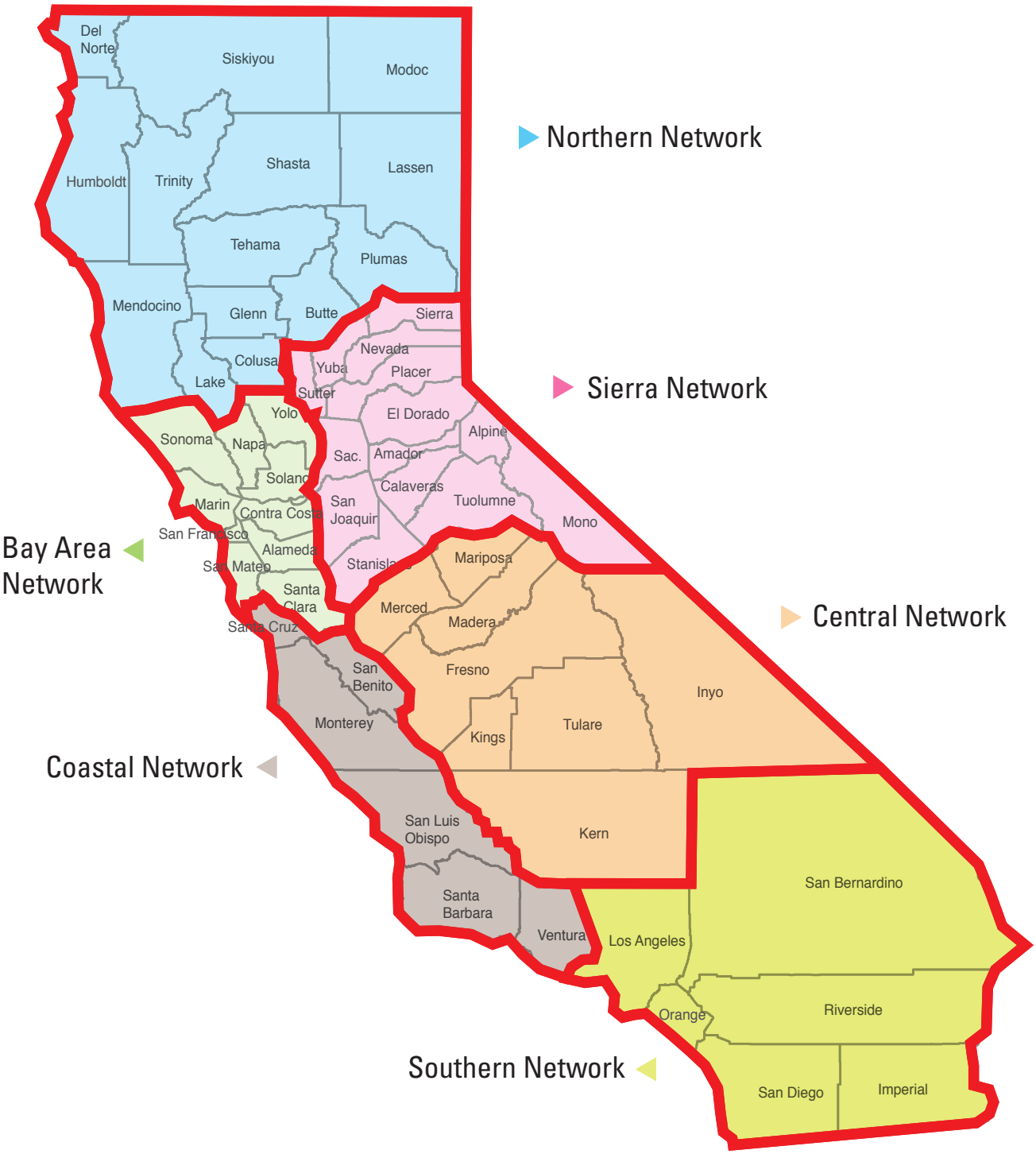

LAST UPATED NOV. 1, 2019

California Special
Districts Association
Districts Stronger Together

2024-2026 BOARD APPOINTMENT FOR SEAT C SOUTHERN NETWORK NOMINATION FORM

Name of Candidate: _____

District: _____

Mailing Address: _____

_____

Network: __SOUTHERN_____

District Telephone: _____

Candidate Direct Telephone: _____

Best Time to Arrange a Call: AM ☐ PM ☐
Monday ☐ Tuesday☐ Wednesday☐ Thursday☐ Friday☐ Saturday☐

E-mail: _____

Nominated by (optional): _____

Return this <u>form and a Board resolution/minute action supporting the candidate and Candidate Information Sheet</u> by mail, or email to:

CSDA
Attn: Amber Phelen
1112 I Street, Suite 200
Sacramento, CA 95814
(877) 924-2732 (916) 442-7889 fax
amberp@csda.net

DEADLINE FOR RECEIVING NOMINATIONS – October 22, 2025

California Special
Districts Association
Districts Stronger Together

2024-2026 CSDA BOARD APPOINTMENT
SEAT C SOUTHERN NETWORK
CANDIDATE INFORMATION SHEET

The following information MUST accompany your nomination form and Resolution/Minutes:

Name: _____

District/Company: _____

Title: _____

Elected/Appointed/Staff: _____

Length of Service with District: _____

1. **Do you have current involvement with CSDA (such as committees, events, workshops, conferences, Governance Academy, etc.):**

_____

_____

2. **Have you ever been associated with any other state-wide associations (CSAC, ACWA, League, etc.):**

_____

_____

3. **List local government involvement (such as LAFCo, Association of Governments, etc.):**

_____

_____

4. **List civic organization involvement:**

_____

_____

****Additional Candidate Statement –** Please provide an additional statement that includes any personal or professional information that will assist the Board of Directors in making their selections. The preferred formatting for the statement is to be typed with 1-inch margins, 1.5 spacing, 12 pt. Times New Roman font, and no more than 2 pages.

RESOLUTION NO. 2162

**RESOLUTION OF THE BOARD OF DIRECTORS
OF THE MUNICIPAL WATER DISTRICT OF ORANGE COUNTY
NOMINATING DIRECTOR ALBERT NEDERHOOD
TO THE CALIFORNIA SPECIAL DISTRICTS ASSOCIATION BOARD OF DIRECTORS
SOUTHERN NETWORK SEAT C**

WHEREAS, the California Special Districts Association (CSDA) is accepting nominations for its Board of Directors Southern Network Seat C for the remainder of the 2024-26 term; and

WHEREAS, the Municipal Water District of Orange County (MWDOC) is a member of CSDA in good standing, and a voting member for the Southern Network, Seat C; and

WHEREAS, Director Albert Nederhood has expressed interest in serving on the CSDA Board of Directors; and

WHEREAS, MWDOC and Director Albert Nederhood are aware of the commitment, expectations, and expenses associated with this position; and

WHEREAS, the Board of Directors of MWDOC believes that Director Albert Nederhood is well qualified to represent special districts on the CSDA Board of Directors; and

NOW, THEREFORE, BE IT RESOLVED, that the Board of Directors of MWDOC nominates Director Albert Nederhood to represent the Southern Network, Seat C, on the CSDA Board of Directors.

BE IT FURTHER RESOLVED that a copy of this Resolution, Candidate Information Sheet, and any other required documentation be submitted to CSDA.

PASSED AND ADOPTED by the Board of Directors of Municipal Water District of Orange County at its regular meeting held on October 15, 2025, by the following roll call vote:

AYES:
NOES:
ABSTAIN:
ABSENT:

_____
Angela Crespi
District Secretary
Municipal Water District of Orange County

Item No. 8

ACTION ITEM
October 15, 2025

TO: **Board of Directors**

FROM: **Administration & Finance Committee**

Harvey De La Torre, General Manager

Staff Contact: Melissa Baum-Haley, Assistant General Manager
Hilary Chumpitazi, Director of Finance/IT
Steven Hung, Financial Analyst/Database Analyst

SUBJECT: **BIENNIAL BUDGET FRAMEWORK AND APPROACH**

STAFF RECOMMENDATION

Staff recommends the Board of Directors:

a. Direct the General Manager to develop a proposed Biennial Budget for Fiscal Years 2026–27 and 2027–28 to enhance efficiencies and support long-term financial planning;
b. Approve the tentative budget schedule supporting a Biennial Budget; and
c. Authorize amendments to the Administrative Code to reflect the change from an annual to biennial budget.

COMMITTEE RECOMMENDATION

The Administration & Finance Committee requested that this item be presented to the full Board for action.

REPORT

Purpose

This Board memo provides the approach for developing and implementing MWDOC's biennial budget for Fiscal Years (FY) 2026-27 and 2027-28. In 2024, the Board directed staff to evaluate implementing a biennial budget process and, in November 2024, requested additional analysis. Staff are seeking the Board's feedback on the proposed implementation framework before proceeding with the development of the biennial budget as outlined in the proposed budget schedule (Attachment 1).

Feasibility

Described below are a set of key factors staff used to evaluate the feasibility of shifting MWDOC from a single-year to a biennial budget:

Organizational Readiness: MWDOC is well-positioned to implement a biennial budget process. The District has demonstrated budget stability and maturity through several key milestones: the transition to a 100% fixed charge revenue structure in FY 2015-16, the successful implementation of the Revised Ground Water Charge allocation following the 2021 Raftelis Study, and the establishment of gradual rate increases (averaging 3.87% annually since FY 2021-22). This revenue predictability provides a crucial element in supporting the establishment of a biennial budget.

Proven Regional Model: The feasibility of a biennial budget has already been demonstrated by the successful implementation among peer agencies throughout Southern California. Notably, the Metropolitan Water District of Southern California and Irvine Ranch Water District budget frameworks were both referenced for best practices and implementation guidance.

Operational Benefits Support Implementation: The limited revenue variations characteristic of the District's current budget structure support the feasibility of longer-term planning cycles. Moreover, the administrative efficiencies gained through reduced budget cycle preparation can be redirected toward strategic planning and program management. The ability to conduct mid-cycle revisions for Choice and other externally-funded programs ensures flexibility while maintaining fiscal responsibility.

Technical and Resource Considerations: Current budget systems and staff expertise are adequate to support biennial budget development and monitoring. The existing annual budget process provides a technical foundation for transitioning to a two-year (biennial) cycle with minimal additional resource requirements in tandem with the District’s new Enterprise Resource Planning (ERP) system.

Biennial Budget Considerations

In developing the framework for MWDOC's biennial budget, staff evaluated three critical areas to ensure successful implementation and alignment with organizational priorities and external dependencies.

- **Reserve Policy Impact:** The biennial approach requires evaluating reserve adequacy over 24 months rather than 12, including longer-term cash flow patterns. Staff analyzed whether the current Reserve Policy (Attachment 2) remains appropriate under a two-year framework and determined that current reserve levels are adequate to maintain fiscal stability across a biennium while accommodating potential revenue or expenditure variations. This conclusion builds on the Board's comprehensive FY 2022-23 Reserve Policy review, which

aligned reserve funds and targets with the District's operational needs and priorities.

- **Key Financial Assumptions Methodology:** The biennial budget requires establishing reliable methodologies for projecting key variables across two fiscal years. The assumptions listed below are consistent with those utilized within the Metropolitan biennial budget:

    - **Consumer Price Index (CPI) Projections:** The first- and second-year salary range adjustments will continue to be based on actual CPI performance for the LA/Long Beach/Anaheim area from the U.S. Department of Labor, Bureau of Labor Statistics. For second-year budgeting purposes, reliable inflation estimates will be based on the UCLA Anderson School economic forecast.

    - **Second-year Core Expense Escalation:** Unless specific forecast information is available, a general inflation factor will be used as an assumed escalator and will be congruent with that utilized within the Metropolitan biennial budget.

    - **MWDOC Water Sales Forecast:** The two-year demand projections will incorporate local production estimates, economic factors, and conservation trends, in alignment with our developed Demand Projections and coordinated with Metropolitan's regional demand assessments. Expectations of lower demands on imported water are primarily due to improved local water supply production resulting from favorable hydrologic conditions and the implementation of new PFAS treatment facilities. Any variations to the water transaction forecast will be noted.

- **Timing Alignment with Metropolitan Biennial Budget:** Staff assessed how MWDOC's biennial budget cycle would coordinate with Metropolitan's budget development and rate-setting processes. Proper alignment ensures MWDOC's revenue projections accurately reflect Metropolitan's cost structure and rate decisions across the biennium.

<u>Components Remaining on an Annual Schedule</u>

While the overall budget transitions to a biennial structure, certain program components will continue to operate on an annual schedule to accommodate Member Agency decision-making processes, such as MWDOC’s Choice programs.

MWDOC offers programs through a Shared Services structure, utilizing the Choice Program format, which enables Member Agencies to pool resources and achieve economies of scale. These programs help Member Agencies meet regulatory requirements and implement best management practices at reduced costs and administrative burden compared to individual program administration.

By participating in these collaborative programs, MWDOC's Member Agencies gain the flexibility to customize program elements to suit their unique operational needs while maintaining an appropriate level of consistency and seamless integration across MWDOC's entire service area.

Choice Program Budget Timing Considerations: The budget process timeline differs from the timing of Member Agency Choice Program selection. Therefore, the Choice Budget estimates are preliminary at the April budget adoption. The Board will continue to receive annual notification of the final Choice Programs Budget each October based on confirmed agency participation numbers. The comprehensive proposed biennial budget schedule, including any annual components and key milestones, is outlined in Attachment 1.

Biennial Budget Layout Preview

The biennial budget will continue to include all existing components and exhibits, with the inclusion of a second proposed FY and variance. Below is a snapshot of the layout for MWDOC's proposed biennial budget for FYs 2026-27 and 2027-28.

Municipal Water District of Orange County (MWDOC) Biennial Budget

Summary Of Revenue And Expenses By Accounts

Consolidated (Core And Choice Funds)

	Adopted FY25-26	Projected FY25-26	Proposed FY26-27	Proposed FY27-28	FY25-26 to FY26-27 Variance	FY26-27 to FY27-28 Variance
Revenue						
4050-RETAIL CONNECTION CHARGE	$ 9,939,370	$ 9,580,818	$ 10,436,340	$ 10,958,160	$ 496,970	$ 521,820
4055-GROUND WATER CUSTOMER CHARGE	$ 414,371	$ 405,463	$ 435,090	$ 456,850	$ 20,719	$ 21,760
4105-INTEREST REVENUE	$ 916,000	$ 1,076,734	$ 961,800	$ 1,009,890	$ 45,800	$ 48,090
4205-SCHOOL CONTRACTS	$ -	$ 118,080	$ -	$ -	$ -	$ -
4215-CHOICE REVENUE	$ 2,046,009	$ 1,720,199	$ 2,148,400	$ 2,255,920	$ 1	$ 107,520
4220-DELINQUENT PAYMENT PENALTY	$ -	$ 58	$ -	$ -	$	$ -
4240-MISCELLANEOUS INCOME	$ 5,000	$ 5,322	$ 5,250	$ 5	$	$ 270
4305-REVENUE FROM MWD	$ 297,079	$ 123,930	$ 311,940	$	$	$ 15,600
4350-REVENUE - OTHER	$ -	$ 1,861	$ -	$	$	$ -
4XXX-REIMB FROM OPEB RESERVE	$ 122,517	$ 122,517	$ 12	$	$,133	$ 6,440
Revenue Total	**$ 13,740,346**	**$ 13,154,983**	**$**	**$**	**687,124**	**$ 721,500**
Expenditure						
6010-SALARIES AND WAGES - ADMIN	$ 5,841,487	$	$	$ 6,440,380	$ 292,153	$ 306,740
6012-GRANT RECOVERY - SALARIES	$ (48,0	$	$ .00)	$ (52,930)	$ (2,400)	$ (2,530)
6090-DIRECTORS COMPENSATION - MWDOC	$ 281,91	$	$ 296,020	$ 310,830	$ 14,103	$ 14,810
6095-DIRECTORS COMPENSATION-MET	$ 161,096	$	$ 169,160	$ 177,620	$ 8,064	$ 8,460
6105-BENEFITS ADMIN	$ 1,774,275	$,535	$ 1,863,060	$ 1,956,280	$ 88,785	$ 93,220
6107-BENEFIT-GRANT RECOVERY	$ -	$ (18,632)	$ -	$ -	$ -	$ -
6109-UNFUNDED PENSION & OPEB CONTRIBUTIONS	$ 207,000	$ 207,000	$ 217,350	$ 228,220	$ 10,350	$ 10,870
6111-OVERHEAD REIMBURSEMENT	$ -	$ 459,879	$ 10	$ 20	$ 10	$ 10
6115-DIRECTORS BENEFITS	$ 158,371	$ 114,877	$ 166,290	$ 174,610	$ 7,919	$ 8,320
6120-HEALTH INSURANCE FOR RETIREES	$ 122,517	$ 75,165	$ 128,650	$ 135,090	$ 6,133	$ 6,440
6205-TRAINING	$ 84,445	$ 53,460	$ 88,680	$ 93,140	$ 4,235	$ 4,460
6210-TUITION REIMBURSEMENT	$ 6,500	$ 14,309	$ 6,830	$ 7,180	$ 330	$ 350
6220-TEMPORARY HELP EXPENSE	$ 5,000	$ -	$ 5,250	$ 5,520	$ 250	$ 270
7010-OUTSIDE CONSULTING SERVICES	$ 570,000	$ 210,179	$ 598,500	$ 628,430	$ 28,500	$ 29,930

FOR EXAMPLE PURPOSES ONLY

Next Steps

Staff evaluation and due diligence support the development and implementation of a biennial budget for MWDOC. Based on feedback from the Board, staff can initiate a proposed biennial budget for Board review in early 2026, as outlined in the proposed budget schedule.

ALIGNMENT WITH BOARD STRATEGIC PRIORITIES

- ☒ *Clarifying MWDOC's mission and role; defining functions and actions.*
- ☐ *Balance support for Metropolitan's regional mission and OC values and interests.*
- ☐ *Strengthen communication and coordination of messaging.*
- ☐ *Work with member agencies to develop water supply and demand objectives.*
- ☒ *Solicit input and feedback from member agencies.*
- ☐ *Invest in workforce development and succession planning.*

BOARD OPTIONS

Option #1:

a. Direct the General Manager to develop a proposed Biennial Budget for Fiscal Years 2026–27 and 2027–28 to enhance efficiencies and support long-term financial planning;
b. Approve the tentative budget schedule supporting a Biennial Budget; and
c. Authorize amendments to the Administrative Code to reflect the change from an annual to biennial budget.

Fiscal Impact: A biennial budget would result in administrative efficiencies gained through reduced budget cycle preparation, while the ability to conduct mid-cycle revisions for Choice and other externally-funded programs would ensure flexibility and ongoing fiscal responsibility. A transition to a two-year (biennial) cycle would require minimal additional resource requirements and would be developed in tandem with the District's new Enterprise Resource Planning (ERP) system.

Option #2: Direct the General Manager to continue with the current annual budget process to develop the Fiscal Year 2026–27 budget.

Fiscal Impact: Staff would continue to operate under the current annual budget process, resulting in no net financial impact.

Attachments/Links:
Attachment 1: MWDOC Proposed Biennial Budget Schedule
Attachment 2: MWDOC Reserve Policy

PROPOSED BIENNIAL BUDGET SCHEDULE

November 2025 - Notification

- Notification to Member Agencies of the start of the 2-year budget process and solicitation of input
- Begin internal preparation of budget document

December 2025 & January 2026 – Internal Development Review

- Review of preliminary budget input by staff on a line-item basis
- Preparation of an internal, draft conceptual budget and review changes for the upcoming fiscal year
- Request for Member Agencies' preliminary indication of participation in Choice programs

February 2026

- Publish the FIRST DRAFT Budget in the packet for the A&F Committee (1-30-26)
- Review of First Draft Budget with A&F Committee with discussion of budget issues with Member Agencies for feedback (2-11-26)
- Formally request comments from all Member Agencies
- Member Agencies' INITIAL participation in Choice-funded programs (2-17-26)
- Discuss FIRST DRAFT Budget at Member Agency Managers Meeting (2-19-26)
- Meet with Member Agencies as requested or scheduled

March 2026

- Revised information completed on prior year Choice-funded benefits to Member Agencies to serve as the basis of charging agencies for the upcoming year for Choice-funded activities
- Discuss SECOND DRAFT Budget in A&F Committee (3-11-26)
- Review SECOND DRAFT Budget at Member Agency Managers' Meeting (3-19-26)
- Update Choice-funded Program Participation
- Member Agencies submit Formal Comments on the Budget (3-27-26)

April 2026

- THIRD/FINAL DRAFT Budget and Rates presented to A&F Committee (4-8-26)
- Member Agencies' Formal Comments presented to A&F Committee (4-8-26)
- Board approval of FINAL Budget and Rates (4-15-26)

PROPOSED BIENNIAL BUDGET SCHEDULE

June 2026

- Member Agencies confirm FINAL FY 26-27 Choice Participation (6-12-26)

August 2026

- Reconciliation of FY 26-27 Choice-funded Programs participation

October 2026

- Review of Budget mid-cycle presented to A&F Committee (10-14-26)
- Updated Choice FY 26-27 Final Budget
  - Presented to A&F Committee (10-14-26)
  - Board action (10-21-26)

January 2027

- Request for Member Agencies' preliminary indication of participation in Choice programs

February 2027

- Member Agencies' INITIAL participation in Choice-funded programs (2-16-27)

March 2026

- Revised information completed on prior year Choice-funded benefits to Member Agencies to serve as the basis of charging agencies for the upcoming year for Choice-funded activities
- Update Choice-funded Program Participation

June 2027

- Member Agencies confirm FINAL FY 27-28 Choice Participation (6-11-27)

August 2027

- Reconciliation of FY 27-28 Choice-funded Programs participation

October 2027

- Updated Choice FY 27-28 Final Budget
  - Presented to A&F Committee (10-13-27)
  - Board action (10-20-27)

MWDOC RESERVE POLICY

(As of March 15, 2023)

Administrative Code Section 2009 Reserve Policy

Reserves include all cash and investments held by MWDOC. Reserves are categorized as follows:

a. **Unrestricted – Designated** - These reserves have been established for specific purposes as Designated by the Board of Directors.
b. **Unrestricted** - Funds in unrestricted and undesignated reserves may be used for any purpose, including funding general operations, water use efficiency programs and capital expenditures.
c. **Restricted** - Restricted reserves are funds whose use is governed by statute or other legal restrictions such as bond covenants, contracts, etc.

Restricted

a. **WEROC Reserve** - WEROC reserves include annual operating and capital funds held for WEROC purposes. All revenues and expenditures for WEROC purposes flow through the WEROC Reserve. WEROC reserves fluctuate on an as needed basis with some reserves held for unforeseen expenses and to enhance infrastructure and emergency systems. The WEROC expenditures and reserve are approved by the MWDOC Board and the WEROC contracted contributors.

Unrestricted – Designated

a. **Operating Reserve** - The Operating Reserve is established to fund emergency expenditures, unbudgeted and unanticipated costs, and provide working capital if needed. MWDOC has established a target for the Operating Reserve to equal 120 days cash on hand.
b. **Election Reserve** - The Election Reserve is managed to fund seven elections every four years. The estimated cost of elections and needed reserve levels shall be updated annually as part of the budget process. If the amounts in the Election Reserve exceed the estimated costs, the Board may consider other uses that would lower the long-term costs of the District.
c. **OPEB Reserve** - The Board requested staff to fully fund the OPEB liability in 2016. The Actuarial recommendation is to fund between 85%-95% of the liability and put the remaining amount in a reserve fund, as to not overfund the OPEB trust. This recommendation was implemented in September 2016 with the reserve balance of $209,000 to equal MWDOC's Unfunded Liability at that time. The reserve will be re-evaluated every two years beginning in 2018 after each actuarial study, and funds may be transferred to the OPEB trust to stay within the funding range.

Unrestricted

a. **General Operations Fund** – Revenues are deposited in the General Operations Fund and are used to pay for annual operating expenses. Revenues include annual meter and groundwater charges generally paid in the first quarter of the fiscal year. Each year as part of the annual budget process, MWDOC will estimate commitments, liabilities and other carryover obligations to be retained in the General Operations Fund. Any amounts in excess of these liabilities and carryover amounts may be used for any legal purpose in the following budget year, including offsetting budgeted costs, credits or refunds to MWDOC member agencies, pre-payment of pension obligations, or any other purpose as determined by the MWDOC Board of Directors.
b. **Water Purchase Payments Fund** - Amounts paid by MWDOC member agencies for water purchases in advance of the date payments are due to the Metropolitan Water District are held in the Water Supply Fund.
c. **Conservation Fund** - The Conservation Fund includes grants and MET and member agency payments for Water Use Efficiency projects and programs. Funds from the Conservation Fund are used to meet Water Use Efficiency and conservation program costs. The Conservation Fund may have a negative balance as MWDOC pays upfront for rebates and invoices for reimbursement.
d. **Trustee Activities Fund** – This fund holds deposits from Member Agencies for specific trustee activities (e.g., activities associated with the Allen McCulloch Pipeline) and any unused funds will be returned to the Member Agencies who provided funding.



GENERAL MANAGER REPORT OF STAFF ACTIVITIES

October 2025

MWDOC held its Member Agency Managers' meeting at its office in Fountain Valley on Thursday, September 18, 2025. **Future Meeting:** October 16, 2025

In attendance: Rudy Correa – Brea, David Youngblood – East Orange County Water District, Dennis Cafferty – El Toro Water District, Mark Sprague – Fountain Valley, Ken Vecchiarelli – Golden State Water Company, Kristen Schroeder – Huntington Beach, Paul Weghorst – Irvine Ranch Water District, Keith Van Der Maaten – Laguna Beach County Water District, Paul Shoenberger and Andrew Wiesner – Mesa Water, Johnathan Cruz, Matt Collings, and Laura Rocha – Moulton Niguel Water District, Mark Vukojevic and Steffen Catron – Newport Beach, Sonny Tran – Orange, John Kennedy – Orange County Water District, David Rebensdorf, Mark Iverson, and Dustin Burnside – San Clemente, Robb Grantham – Santa Margarita Water District, Iris Lee – Seal Beach, Jerry Vilander – Serrano Water District, Rick Shintaku – South Coast Water District, Michael Chandler - Tustin, Noelani Leal – Westminster, Mark Toy, Doug Davert, and Freddie Ojeda – Yorba Linda Water District

Staff in attendance: Harvey De La Torre, Charles Busslinger, Damon Micalizzi, Heather Baez, Vicki Osborn, Sarina Sriboonlue, Rachel Waite-Harvey, Beth Fahl, Jared Dawson, Cassidy Harding, Kevin Hostert, Angela Crespi

General Meeting Information/Discussion Items:

- Draft Board Agendas
- MET Update
  a. Metropolitan General Manager Update
  b. Reminder: Treated Water Surcharge Shared Connection Survey
- MWDOC OC Monthly Water Usage and Supply Dashboard
- WUE Update
  a. MWDOC Support with Way of Life Framework Compliance
  b. Commercial and Public Agency Turf Replacement Rebate Increase
- Legislative Update
  a. 2025 State Legislative Recap
  b. MWDOC Legislative and Regulatory Policy Principles
- Engineering Update
  a. 2025 UWMP Update and Reminder
  b. Presentation by Hazen on Demand Projections

Announcements

- October 16th Managers Meeting - In Person at MWDOC
  a. Cybersecurity Presentation and Discussion

Report Items

- Monthly GM Report
- Legislative Reports
- Grant Funding Opportunities
- Additional Reports or Materials

ENGINEERING AND PLANNING

MWDOC GEOGRAPHIC INFORMATION SYSTEMS (GIS) IMPLEMENTATION

MWDOC completed a GIS Needs Assessment with consultant FLO Analytics and presented it to the P&O Committee in August 2025. The MWDOC GIS Needs Assessment evaluated the use of GIS at MWDOC, identified future GIS needs and priorities, and established a five-year road map tied to District goals.

The development of a comprehensive GIS program at MWDOC will enable improvements in internal operations, data collection and analysis, build staff skillsets to serve member agencies, and provide more effective emergency management coordination under the Water Emergency Response Organization of Orange County (WEROC). The program encompasses governance, software, and data management, supplemented by training and support from consultants. The District will initially require the assistance of external consultants for the implementation, system management, and administration of the expanded GIS system. With training, staff look toward taking on more of the day-to-day management of the GIS system and data analysis.

MWDOC staff are preparing a Request for Proposal (RFP) to invite qualified and experienced consulting firms to submit proposals for assisting with the Year 1 implementation of an MWDOC GIS system. The RFP is anticipated to be released in mid-to-late October 2025, and a recommendation for the consultant contract award is anticipated to be made to the Board in February 2026.

UPCOMING METROPOLITAN SHUTDOWNS

Metropolitan has scheduled three upcoming shutdowns in the Fall/Winter 2025 and Spring 2026 timeframe with impacts to Orange County, including:

- Lake Mathews Shutdown (November 3-13, 2025) – Junction shaft maintenance and survey to complete additional work that was started in July 2025.
- Diemer Water Treatment Plant Shutdown (March 2-8, 2026) – Installation of backup chlorine feed lines, diffusers, and additional sampling lines; and a Department of Safety of Dams (DSOD) required inspection of the finished water reservoir.
- Irvine Cross Feeder Shutdown (April 8-10, 2026) – Pre-stressed Concrete Cylinder Pipe (PCCP) inspection.

EMERGENCY PREPAREDNESS

INCIDENTS/EVENTS

(EVENTS LISTED ONLY INCLUDE WEROC INVOLVEMENT. EVENTS AND INCIDENTS HAPPEN EVERY DAY, BUT MAY NOT REQUIRE REPORTING OR COORDINATION WITH WEROC.

No Events Occurred

WEROC MEMBER AGENCY PLANNING, COORDINATION, AND PROGRAM EFFORTS

America's Water Infrastructure Act (AWIA) Compliance

Agency Coordination and Support

In September, WEROC focused on finalizing revisions to the Emergency Response Plan (ERP) for the nine participating agencies. All agencies remained on track to meet the EPA submission deadline of September 26, 2025, with no reported issues.

Work also progressed with Tier 2 agencies on their Risk and Resilience Assessment (RRA) workshops. Four workshops were completed in September, and the overall Tier 2 RRA project remains on schedule to meet the December 31, 2025, deadline.

Janine continues to provide project coordination support to Vicki, including participation in the MWDOC AWIA monthly progress meeting with Herndon Solutions Group (HSG) and attending the multiple agency meetings.

September 8 – Janine attended the AWIA Risk Assessment Workshop #1 for Fountain Valley.

September 9 – Janine attended the City of Huntington Beach's Draft Emergency Response Plan Review Workshop.

September 10 – Janine attended the City of Orange's Draft Emergency Response Plan Review Workshop.

September 10 – Janine attended the Santa Margarita Water District's Draft Emergency Response Plan Review Workshop.

September 11 – Janine attended the City of Fullerton's Draft Emergency Response Plan Review Workshop.

September 11 – Janine attended the City of Santa Ana's Draft Emergency Response Plan Review Workshop.

September 25 – Janine attended the virtual MWDOC AWIA monthly progress report Status Update with Herndon Solutions Group (HSG).

Hazard Mitigation Plan (MJHMP)

All 15 participating agencies have formally adopted the MJHMP through their governing boards. Final approvals and letters of adoption are now on file with FEMA and CalOES, completing the process.

As a reminder, the plan remains valid through April 14, 2030.

Mobile Command Vehicle (MCV) and EOC Readiness

Gabby and Janine continue to oversee maintenance and testing of the MCV and Peters Canyon Site to ensure readiness for deployment. Regular inspections, equipment testing, and weekly driving are being conducted, with IT support provided for laptop updates. The MCV generator received break-in service, and WEROC has contracted with GenServe for ongoing maintenance and load testing in compliance with NFPA 110 standards. At the Peters Canyon Site, ceiling tiles were replaced, electrical wiring secured, and coordination with MET is underway to replace the garage weather strip to prevent rodent entry.

Gabby is coordinating with the El Toro Water District (ETWD) on the placement of the Mobile Command Vehicle (MCV) at an ETWD facility. Discussions are underway to finalize a facility use agreement to support this arrangement. The agreement is undergoing the ETWD process, and MWDOC BBK has been reviewed. The goal is to finalize and bring the agreement to the Board at the November meeting for approval.

National Preparedness Month

As part of National Preparedness Month in September, Vicki coordinated with Public Affairs to prepare four social media posts, distributed weekly throughout the month.

Regional Fuel Planning Project

WEROC is updating the Regional Fuel Planning Database to support emergency fuel supply and distribution coordination for Orange County's water, wastewater, and public works agencies. As part of this effort, agencies received pre-filled 2025 surveys using data collected from the 2019 Orange County Fuel Project. Agencies have been asked to review, confirm, and update their information, including fuel types, storage capacity, critical facilities, equipment lists, and backup power availability, to ensure accuracy. Completed surveys were due by September 30, 2025, and as of the time of this report, 20 of 30 agencies have responded.

In October, the data will be reviewed, and WEROC will lead a discussion with member agencies at the quarterly meeting to determine next steps.

WEROC Personnel Update (Succession Planning)

Vicki worked with Human Resources to open the WEROC position for recruitment. The posting went live on September 24, 2025.

WEROC, County, and State Plan Updates or Review

Vicki was requested by Orange County Public Works to provide comments to the Plan to address the FEMA Community Rating System. Vicki reviewed the 800-page document and provided comments.

Vicki updated the following WEROC SOPs:

- WEROC EOC Responder Guidance
- WEROC PSPS Protocols
- WEROC Planning Meetings

WEROC Presentations, Training, and Exercises

Presentations

September 17: Villa Park Community Meeting w/Serrano WD (Gabby)

September 30: Grand Jury WEROC MCV (Gabby)

Upcoming Presentations (look ahead):

- October 8: CWEA Keynote Speaker (Vicki)
- October 15: City of Villa Park Emergency Recovery Seminar w/ Serrano WD (Vicki)
- October 16: MWDOC Managers Cyber (Vicki)
- October 30: MARAC – Working with Water in So Cal (Vicki)

Training & Exercises/Drills

September 3: G191 ICS/EPC Interface **Custom Exercise (Vicki) Postponed by OC Sans until Q1 2026

September 10: WEROC 800MHz Radio System Test (Janine)

September 17: Mars Monthly Radio Test (Gabby)

September 23: Member Agency WebEOC Training (Janine)

Look Ahead Training Requests Received from Member Agencies:

ETWD: TTX EQ Exercise – Jan 20, 2026 (Vicki)
SCWD: TTX Exercise – Feb 2026 (Vicki)
OCWD: Functional Exercise – May 28, 2026 (Vicki) (tentative)
OCWD: EOC/EM 5 Part Series (Custom) Dates TBD Spring 2026
SCWD: ICS 100/700 - Nov 5 (Vicki)

SCWD: ICS 200/800 - Dec 2 (Vicki)
OCHCA: ICS 400 - Dec 3 and 4 (Vicki)
City of Brea: ICS 300 - Feb 2026 (Vicki)
City of Brea: ICS 400 - March 2026 (Vicki)
OC Sans: G191 - Jan/Feb 2026 (Vicki)

Staff Training

Gabby attended the L449 ICS Train-the-Trainer Course at CalOES Headquarters in Sacramento. She is working toward certification as an ICS instructor and obtaining her Emergency Management Instructor Number, which will enable her to support member agencies with training requests alongside Vicki.

Gabby is aligning MWDOC staff training with the newly created position task books and has developed a tracking file to support compliance and potential audits. All staff are required to complete National Incident Management System (NIMS) training by January 31, 2026, to ensure compliance with applicable regulations for public employees. To assist, Gabby has established office hours to help staff complete the independent study courses.

OPERATIONAL AREA, STATE, AND FEDERAL ACTIVITIES AND MEETINGS KEY

September 3 – California Emergency Services Association Southern Chapter Board Meeting:

Vicki attended the recent Board meeting, where feedback from the Member Listening Session was reviewed and a discussion was held regarding both the Emergency Management Professional role and Association business for the Southern Chapter.

September 4 – OCEMO Monthly Meeting:

Vicki attended the monthly OCEMO meeting, which included presentations from the OCIAC, Access and Fictional Needs Planning, and an overview of the OC Domestic Well Drought Resiliency Plan. Vicki is part of the County Drought Task Force, now required under SB 552, and reviews this County plan. Vicki can share additional details on the specific topics covered with Board members as needed.

September 5 – South Orange County Community College District Hazard Mitigation Planning Meeting:

Vicki attended the Hazard Mitigation Planning meeting on behalf of the water agencies, serving as a stakeholder to support the development of the plan.

September 10 – WEROC Support to IUEA – ERNIE Preparedness Initiative:

Vicki assisted the Independent Utilities Emergency Association (IUEA) in their efforts to re-establish ERNIE (Emergency Response Network of Independent Utilities) as a more active disaster preparedness organization. Following discussions and a review of related documents, IUEA decided not to move forward at this time. Vicki offered continued support should the group choose to revisit the initiative in the future.

September 11 – East Orange County Water District Hazard Mitigation Plan Meeting:

Vicki attended the Hazard Mitigation Planning meeting, serving as a stakeholder to support the development of the plan.

September 12 – California Emergency Services Association Legislation Meeting:

Vicki participated in the California Emergency Services Association (CESA) Legislative Committee meeting, where emergency management-related bills were reviewed and are being tracked for potential impact on local and regional agencies.

September 17 – Standardized Emergency Management System (SEMS) Revision Committee

Vicki attended the SEMS Guidance Revision Committee meeting. She was recently added to this group as a Subject Matter Expert (SME) representing special districts, as Vicki noticed there was no representation in this group for special districts as part of the statewide revision that will change the government code. This revision is being led by CalOES.

September 18 – EOC Academy 101 Working Group:

Gabby attended the EOC Academy 101 Working Group planning session to support the development of future training opportunities for new and existing EOC responders across Orange County.

September 24 – CALWARN and California Utilities Emergency Association (CUEA) Collaboration meeting:

Vicki met with the new Executive Director to discuss opportunities for collaboration between CUEA and CalWARN, including the development of a potential Memorandum of Understanding (MOU). In her role as President of CalWARN, Vicki continues to lead efforts to strengthen statewide mutual aid coordination for water and wastewater agencies. She is working closely with partners to evaluate how a formalized agreement with CUEA can enhance support for the lifeline sector during disasters.

September 25 - LA Defense Support of Civil Authorities (DSCA) Tabletop Exercise

Vicki was invited and attended the 2025 DSCA TTX focusing on consequence management across the city and county of Los Angeles and beyond, with impacts extending for multiple weeks.

September 26 – Warn Bi-Weekly National Update

Vicki attended the national WARN call with Kevin Morley from AWWA.

MET ITEMS CRITICAL TO ORANGE COUNTY

MET FINANCE AND RATE ISSUES

Water Transactions for September 2025 (for water delivered in July 2025) totaled 117.7 thousand acre-feet (TAF), which was 13.1 TAF lower than the budget of 130.8 TAF. This translates to $134.5 million in receipts for September 2025, which was $15.0 million lower than the budgeted amount of $149.5 million.

Year-to-date water transactions through September 2025 (for water delivered in May 2025 through July 2025) totaled 328.6 TAF, which was 30.9 TAF lower than the budgeted amount of 359.5 TAF.

Year-to-date water receipts through September 2025 totaled $412.2 million, $10.4 million lower than the budgeted amount of $422.6 million.

Month		Acre-Feet (AF)[1]		Variance		Revenue ($)[2]		Variance	
Delivered/ Billed In	To be Collected in	Budget	Actual	AF	%	Budget	Actual	$	%
May	July	110,834	104,802	(6,032)	-5%	122,873,672	134,899,988	12,024,896	10%
June	August	117,893	106,070	(11,823)	-10%	150,194,358	142,830,958	(7,364,820)	-5%
July	September	130,799	117,705	(13,094)	-10%	149,512,493	134,460,017	(15,053,896)	-10%
YTD Total		**359,526**	**328,577**	**(30,949)**	-9%	**422,580,523**	**412,190,963**	**(10,389,560)**	-2%
August	October	133,060	-	-	0%	152,486,828	-	-	0%
September	November	125,227	-	-	0%	141,365,920	-	-	0%
October	December	126,161	-	-	0%	139,251,900	-	-	0%
November	January	128,056	-	-	0%	136,399,566	-	-	0%
December	February	107,621	-	-	0%	112,940,010	-	-	0%
January	March	90,739	-	-	0%	105,775,733	-	-	0%
February	April	78,856	-	-	0%	91,212,001	-	-	0%
March	May	84,484	-	-	0%	98,206,004	-	-	0%
April	June	110,200	-	-	0%	129,990,583	-	-	0%
FY Total		**1,343,930**	**328,577**	**N/A**	**N/A**	**1,530,209,068**	**412,190,963**	**N/A**	**N/A**

MET'S SUPPLY CONDITION UPDATE

The 2024-25 Water Year (2024-25 WY) officially started on October 1, 2024. Thus far, Northern California accumulated precipitation (8-Station Index) reported ***56.4 inches or 113% of normal as of September 18th***. The Northern Sierra Snow Water Equivalent peaked at ***31.7 inches on April 4th***, which is ***112% of normal*** for that day. The Department of Water Resources (DWR) has increased the State Water Project (SWP) ***"Table A" allocation to 50% as of June 2025.***

The Upper Colorado River Basin accumulated precipitation is reporting ***24.0 inches or 84% of normal as of September 14th***. Snowpack is measured across four states in the Upper Colorado River Basin, encompassing the Colorado River system. The Upper Colorado River Basin Snow Water Equivalent peaked at ***14.2 inches on March 24th***, which is ***98% of normal*** for that day. Due to the below-average inflows into Lake Powell

over the past several years, the United States Bureau of Reclamation **declared a shortage at Lake Mead that has been ongoing since January 1st, 2022 (below 1,075 feet storage level)**. As of September 2025, **there is a 100% chance of shortage continuing in CY 2026, a 93% chance in CY 2027, and a 97% chance in CY 2028. Additionally, there is a 33% chance of a California shortage (below a 1,045-foot storage level) in 2027.**

As of September 17th, Lake Oroville storage is at **64*% of total capacity and 111% of normal.*** Also, as of September 17th, San Luis Reservoir has a current volume of **47*% of the reservoir's total capacity and is 116% of normal.***

With Calendar Year (CY) 2025 estimated total demands and losses of 1.545 million acre-feet (MAF) and with a 50% SWP Table A Allocation, Metropolitan is projecting that supplies will exceed demand levels in CY 2025. Based on this, the estimated total dry-year storage for Metropolitan at the end of ***CY 2025 will remain at approximately 4.0 MAF.*** A projected dry-year storage supply of ***4.0 MAF would be approximately 3.0 MAF below a typical level where MET enters Water Supply Allocations.*** A large factor in maintaining a high water storage level is lower-than-expected water demands. We are seeing regional water demands reaching a 40-year low. **However, *with a majority of MET's water supplies stored in Lake Mead, which still maintains a 5-year shortage projection, there remains a lot of uncertainty about where supply balances will be in the future. In addition, the Colorado River Basin States have been meeting for months to negotiate new, post-2026 operations at Glen Canyon Dam, located at Lake Powell, and Hoover Dam, located at Lake Mead.***

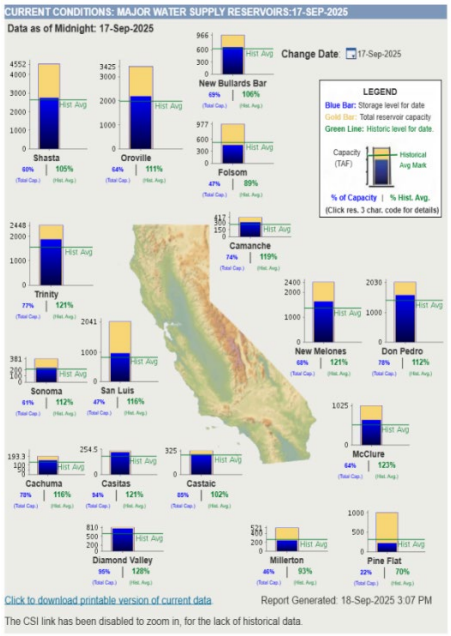

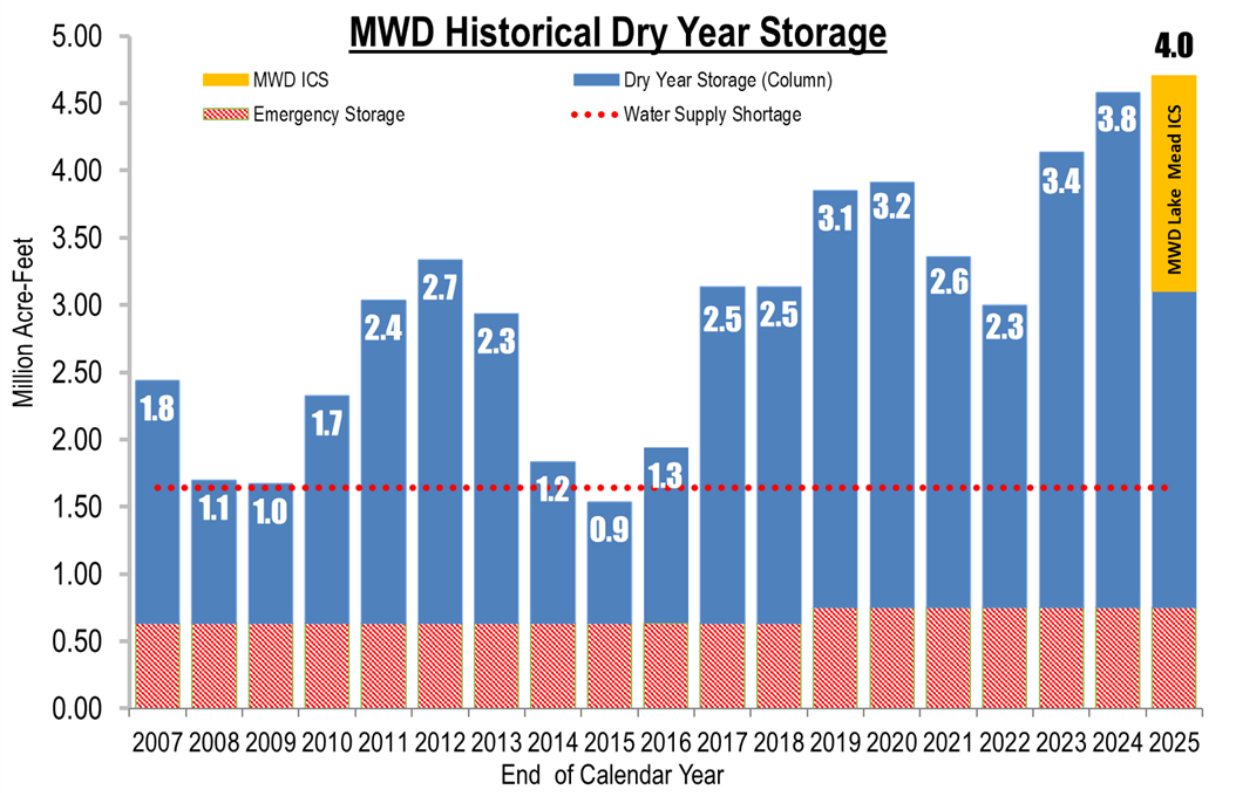
MWD Historical Dry Year Storage
MWD ICS
Dry Year Storage (Column)
Emergency Storage
Water Supply Shortage
Million Acre-Feet
5.00
4.50
4.00
3.50
3.00
2.50
2.00
1.50
1.00
0.50
0.00
1.8
1.1
1.0
1.7
2.4
2.7
2.3
1.2
0.9
1.3
2.5
2.5
3.1
3.2
2.6
2.3
3.4
3.8
4.0
MWD Lake Mead ICS
2007 2008 2009 2010 2011 2012 2013 2014 2015 2016 2017 2018 2019 2020 2021 2022 2023 2024 2025
End of Calendar Year

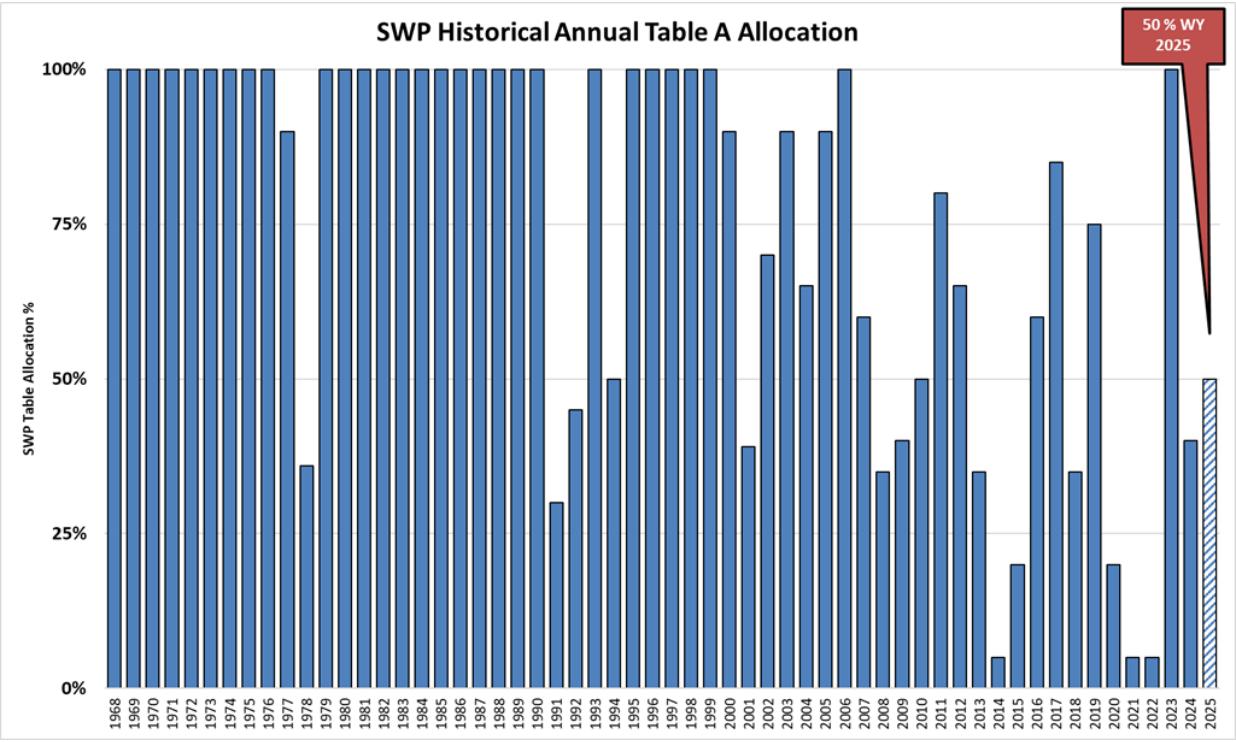
SWP Historical Annual Table A Allocation
50 % WY 2025
SWP Table Allocation %
100%
75%
50%
25%
0%
1968 1969 1970 1971 1972 1973 1974 1975 1976 1977 1978 1979 1980 1981 1982 1983 1984 1985 1986 1987 1988 1989 1990 1991 1992 1993 1994 1995 1996 1997 1998 1999 2000 2001 2002 2003 2004 2005 2006 2007 2008 2009 2010 2011 2012 2013 2014 2015 2016 2017 2018 2019 2020 2021 2022 2023 2024 2025

2025 WSDM Storage Detail

WSDM Storage	1/1/2025 Estimated Storage Levels [1]	CY 2025 Maximum Put Capacity [2]	2025 Total Storage Capacity
Colorado River Aqueduct Delivery System	**1,544,000**	**78,000**	**1,622,000**
Lake Mead ICS	1,544,000 [3]	78,000	1,622,000 [3]
SWP System	**1,163,000**	**311,000**	**2,338,000**
MWD & DWCV Carryover	380,000	149,000	529,000 [4]
MWD Articles 14(b) and 12(e)	3,000 [5]	0	0
Castaic and Perris DWR Flex Storage	219,000	0	219,000
Arvin-Edison Storage Program	100,000	0 [6]	350,000
Semitropic Storage Program	227,000	67,000	350,000
Kern Delta Storage Program	142,000	48,000	250,000
Mojave Storage Program	19,000	0	330,000
AVEK Storage Program	27,000	0	30,000
AVEK High Desert Water Bank Program	45,000	47,000	280,000
In-Region Supplies and WSDM Actions	**1,060,000**	**60,000**	**1,246,000**
Diamond Valley Lake	788,000	22,000	810,000
Lake Mathews and Lake Skinner	188,000	38,000	226,000
Conjunctive Use Programs (CUP)	84,000	0	210,000 [7]
Other Programs	**762,000**	**223,000**	**1,181,000**
Other Emergency Storage	381,000	0	381,000
DWCV Advanced Delivery Account	381,000	223,000	800,000
Total	**4,529,000**	**673,000**	**6,387,000**
Emergency	750,000	0	750,000
Total WSDM Storage (AF) [8]	**3,779,000**	**673,000**	**5,637,000**

[1] Preliminary start of year balances, subject to DWR adjustments and USBR final accounting in May 2025.

[2] Put capacity assumed under a 40 percent SWP Table A Allocation. Storage program losses included where applicable.

[3] This amount is net of the water Metropolitan stored for IID in Lake Mead in an ICS sub-account.

[4] Total storage capacity varies year-to-year as the contractual annual storage limit, based on the SWP Table A allocation, is combined with the remaining balance from the previous year. There is a potential risk that Metropolitan's stored water be converted to SWP contractor water if San Luis Reservoir approaches full capacity.

[5] DWR has approved carryover supplies under Article 14 (b) of the State Water Project Contract for delivery in 2025.

[6] Puts are limited due to water quality considerations.

[7] Total of all CUP programs including IEUA/TVMWD (Chino Basin); Long Beach (Central Basin); Long Beach (Lakewood); Foothill (Raymond and Monk Hill); MWDOC (Orange County Basin); Three Valleys (Live Oak); Three Valleys (Upper Claremont); and Western. On April 8, 2025, the Board authorized the termination of six inactive CUP agreements, effectively decreasing the CUP storage capacity to 115,000 AF by July 1, 2025. Future WSDM reports will reflect the decreased capacity once the termination agreements have been executed.

[8] Total WSDM Storage level subject to change based on accounting adjustments. Total may not sum due to rounding.

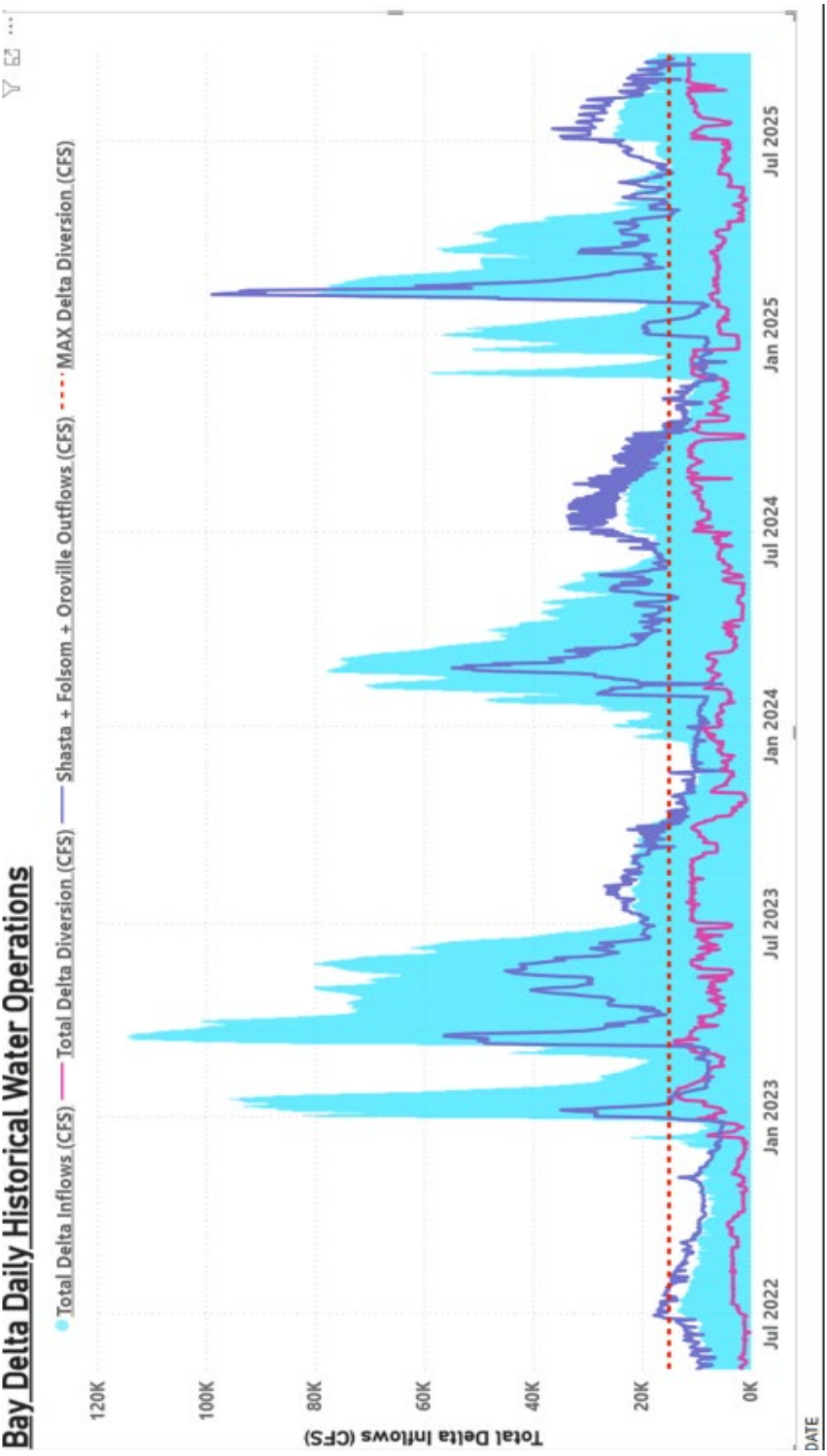
Bay Delta Daily Historical Water Operations
Total Delta Inflows (CFS)
Total Delta Diversion (CFS)
Shasta + Folsom + Oroville Outflows (CFS)
MAX Delta Diversion (CFS)
Total Delta Inflows (CFS)
120K
100K
80K
60K
40K
20K
0K
Jul 2022
Jan 2023
Jul 2023
Jan 2024
Jul 2024
Jan 2025
Jul 2025
DATE

MET'S WATER QUALITY UPDATE

Water System Operations

Metropolitan member agency water deliveries were 140,000 acre-feet (AF) for August 2025, with an average of 4,500 AF per day, which was about 300 AF per day higher than in July. Treated water deliveries were 4,300 AF lower than July for a total of 67,900 AF, or 49 percent of total deliveries for the month. The Colorado River Aqueduct (CRA) pumped a total of 96,000 AF in August. SWP imports averaged 2,900 AF per day, totaling about 90,000 AF for the month. The target SWP blend is currently 40 percent for Diemer, Weymouth, and Skinner plants.

Metropolitan has sufficient SWP, Colorado River supplies, and storage to meet demands in 2025. Water continues to be managed in accordance with Water Surplus and Drought Management principles and operational objectives, with an emphasis on positioning SWP supplies to meet future demands in the SWP-dependent areas. The SWP Allocation is expected to remain at 50 percent for the calendar year. Metropolitan is continuing to manage Table A supplies to preserve supplies for the SWP-dependent area. At the same time, Metropolitan has shifted operations to manage surplus supplies. With the additional supplies, Metropolitan is delivering cyclic programs to member agencies and to the Desert Water Agency and Coachella Valley Water District in 2025.

Water Treatment and Distribution

The SWP target blend entering the Weymouth and Diemer plants decreased from 100 percent to 40 percent after a brief maintenance-related outage at Lake Mathews and remained at 40 percent in August 2025. The SWP target blend entering Lake Skinner remained at 40 percent in August 2025. Flow-weighted running annual averages for total dissolved solids from July 2024 through June 2025 for Metropolitan's treatment plants capable of receiving a blend of supplies from the SWP and the CRA were 580 mg/L, 561 mg/L, and 562 mg/L for the Weymouth, Diemer, and Skinner plants, respectively.

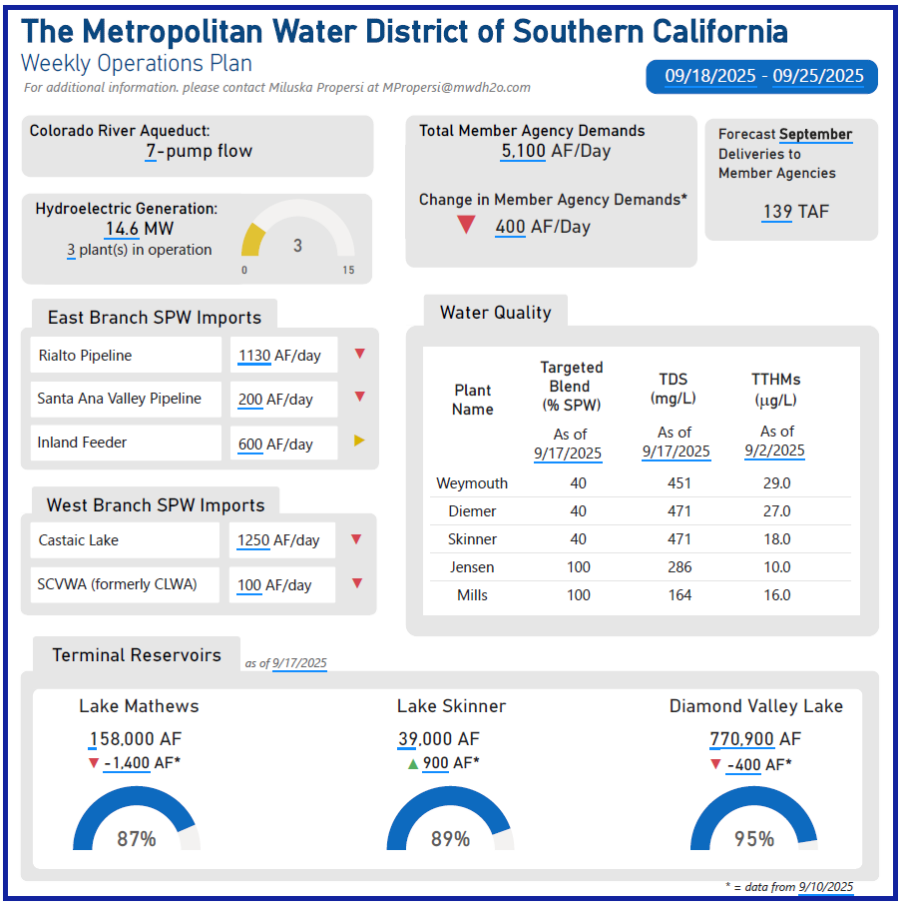

The Metropolitan Water District of Southern California

Weekly Operations Plan

For additional information, please contact Miluska Propersi at MPropersi@mwdh2o.com

09/18/2025 - 09/25/2025

Colorado River Aqueduct:
7-pump flow

Hydroelectric Generation:
14.6 MW
3 plant(s) in operation

Total Member Agency Demands
5,100 AF/Day

Change in Member Agency Demands*
▼ 400 AF/Day

Forecast September Deliveries to Member Agencies
139 TAF

East Branch SPW Imports

Rialto Pipeline	1130 AF/day	▼
Santa Ana Valley Pipeline	200 AF/day	▼
Inland Feeder	600 AF/day	▶

West Branch SPW Imports

Castaic Lake	1250 AF/day	▼
SCVWA (formerly CLWA)	100 AF/day	▼

Water Quality

Plant Name	Targeted Blend (% SPW) As of 9/17/2025	TDS (mg/L) As of 9/17/2025	TTHMs (µg/L) As of 9/2/2025
Weymouth	40	451	29.0
Diemer	40	471	27.0
Skinner	40	471	18.0
Jensen	100	286	10.0
Mills	100	164	16.0

Terminal Reservoirs

as of 9/17/2025

Lake Mathews
158,000 AF
▼ -1,400 AF*
87%

Lake Skinner
39,000 AF
▲ 900 AF*
89%

Diamond Valley Lake
770,900 AF
▼ -400 AF*
95%

* = data from 9/10/2025

Weekly Water Quality System Status

Wednesday, September 10, 2025

Generated On:9/10/2025 9:52:30 AM

THE METROPOLITAN WATER DISTRICT OF SOUTHERN CALIFORNIA

No violations of State or Federal regulations were recorded during the current period.

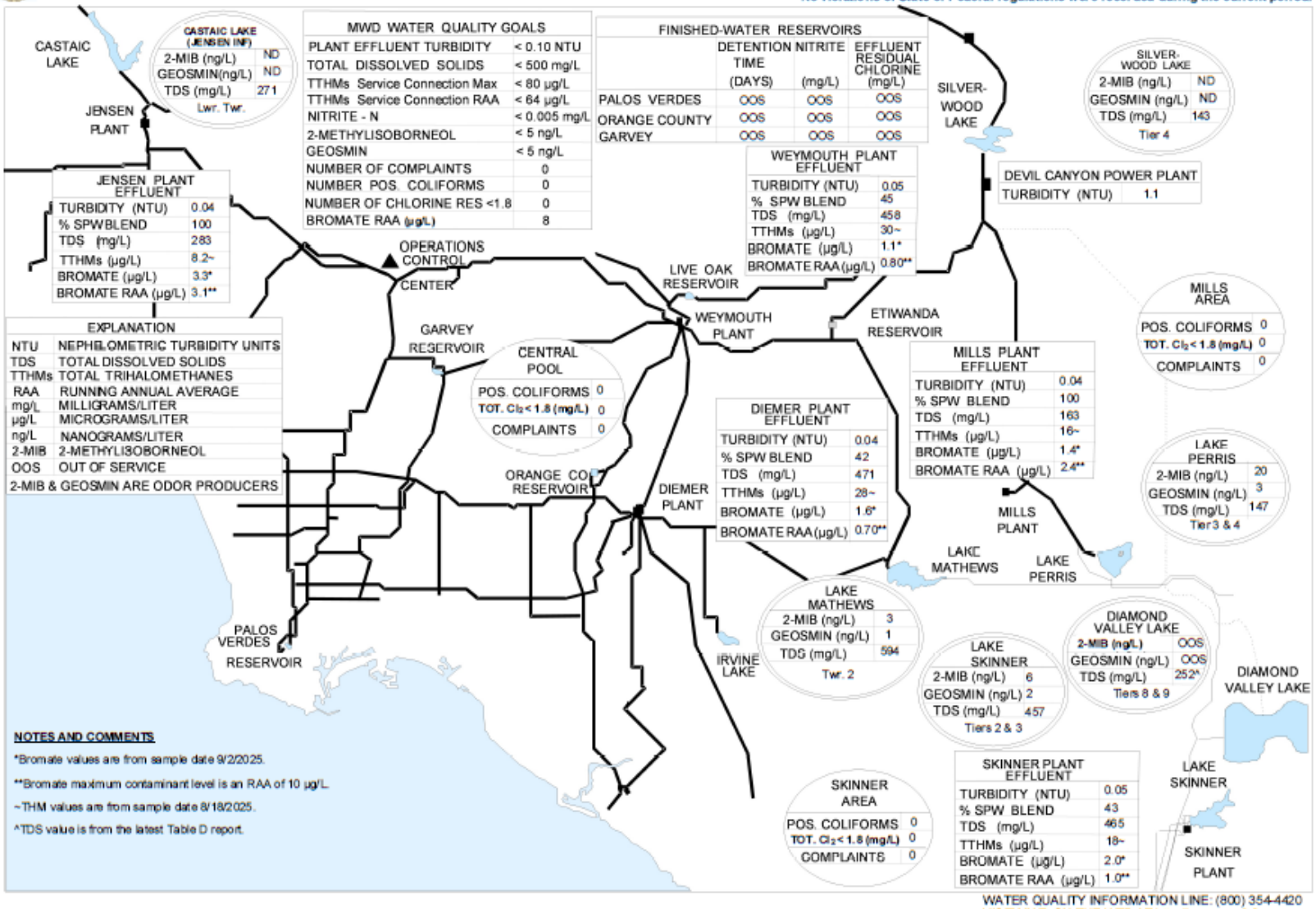

NOTES AND COMMENTS

*Bromate values are from sample date 9/2/2025.

**Bromate maximum contaminant level is an RAA of 10 µg/L.

~THM values are from sample date 8/18/2025.

^TDS value is from the latest Table D report.

WATER QUALITY INFORMATION LINE: (800) 354-4420
VISIT MWD ON THE WEB AT http://www.mwdh2o.com

COLORADO RIVER ISSUES

Develop Post-2026 Guidelines and Negotiate Implementation Agreements: Provide input that shapes the U.S. Bureau of Reclamation's (Reclamation) selected alternative.

Colorado River Basin States (Basin States) Meetings

The Basin States are meeting frequently to reach a consensus on an alternative for the Post-2026 operations of Lake Powell and Lake Mead. Recent discussions have focused on how Lake Powell releases will be determined in the Post-2026 Guidelines. Lake Powell releases supply both the Lower Basin and Mexico Treaty deliveries. The Interior Department and Reclamation support the Basin States' efforts to reach a consensus alternative that may be incorporated into the Post-2026 Guidelines. Metropolitan staff participate in these meetings as advisors to California's principal representative in the Basin States negotiations, JB Hamby, in his role as Chair of the Colorado River Board of California.

Develop Post-2026 Guidelines and Negotiate Implementation Agreements: Negotiate Implementation Agreements that protect and benefit Metropolitan's interests.

Lower Basin Meetings

California, Arizona, and Nevada are working together to reach a Lower Basin consensus regarding operational elements of Lake Mead for the Post-2026 Guidelines, including Lower Basin water use reductions; storage of conserved water (like Intentionally Created Surplus [ICS]), including augmentation water that may be exchanged with interstate partners; and how any surpluses would be allocated. Metropolitan staff participate in these meetings along with representatives of other Lower Basin contractors and States.

California 440 Meetings

California, Arizona, and Nevada have tentatively agreed to reduce Lower Basin water use by 1.5 million acre-feet (maf) under most system conditions to address evaporation and other system losses - often referred to as the structural deficit. The 1.5 maf of reductions includes 250,000 acre-feet (af) that is contingent on Mexico's participation at past levels. California's share of the 1.5 maf would be 440,000 af (440). The California contractors have started meeting to develop commitments to meet California's 440. Metropolitan is working with the other contractors to develop principles for sharing California's Colorado River reductions in the Post-2026 Guidelines. The agencies have agreed to develop a proposal for sharing reduction by this November. Metropolitan staff will provide updates and receive direction from the Board as the process moves forward.

Colorado River Basin August 24-Month Study

Reclamation issued the August 24-Month Study for the Colorado River Basin for Water Year 2026. The August 24-month study projections of January 1 reservoir elevations set the operating tiers for Lake Powell and Lake Mead and are used to project annual release volumes from Lake Powell to Lake Mead. In the most probable scenario, Lake Powell is projected to be in the Mid-Elevation Release Tier, triggering an annual release of 7.48 maf, which is less than the normal annual release of 8.23 maf. If dry conditions return to the Colorado River Basin, release volumes may be adjusted downward based on the April 24-Month Study. Lake Mead will operate in a Tier 1 Shortage Condition, utilizing contributions from the Lower Basin Drought Contingency Plan and Minute 323 water savings. Metropolitan's water supplies are not impacted during a Tier 1 shortage. ICS and system conservation water are also projected to be created, and Metropolitan may take delivery of ICS in 2026, if needed, to meet demands in our service area.

DELTA CONVEYANCE ACTIVITIES AND STATE WATER PROJECT ISSUES

Bring Sites Reservoir Analyses and Options to the Board for Consideration

At the Joint Reservoir Committee and Sites Project Authority (Authority) Board meeting on July 18, 2025, the Reservoir Committee and the Authority Board approved the 2024 Financial Auditor's Report, which includes a Federal Single Audit. The 2024 Financial Audit of the Authority's financial statement found that all information was presented in a manner that fairly, in all material respects, represents the Authority's financial position as of December 31, 2024.

Maintain and Advocate for Metropolitan's Interests in Delta Conveyance Project Planning and Associated Funding

On August 6, 2025, the California Department of Water Resources (DWR) released an Accountability Action Plan. The goal of the plan is to avoid, minimize, or offset any potential impacts of construction on the residents, businesses, Tribes, and visitors to the Delta. The Plan consists of five components: an ombudsman office, regulatory mitigation, a $200 million community benefits program, community advisory groups, and project communications.

Advance Science and Multi-Benefit Solutions that Improve the Sustainability of the Delta and Inform Regulation

Metropolitan staff presented at the Contaminant Project Workteam on integrating contaminants into water project management using decision science. Metropolitan staff presented on the Annual Bay-Delta Initiatives Science Report to the One Water and Adaptation Committee. Milestones included the report on Reorienting to Recovery, successes in establishing an impoundment culture for Delta smelt, education of future water managers through the COEQWAL program at the University of California system,

successes in decision science for water and ecosystem management, and the Webb Tract Wetland Restoration and Rice Conversion Projects on Webb Tract.

Upper Watershed

Building on the success of the Upper Feather River Watershed site visits in early June, Metropolitan staff began planning for another site visit to the watershed in early October 2025. In January 2026, leaders from the Upper Feather River Watershed will travel to Southern California for a tour of Metropolitan's facilities as well as the broader service area.

PUBLIC/GOVERNMENT AFFAIRS

MEMBER AGENCY SUPPORT

Public Affairs Staff:

- Completed filming of South Coast Water District staff for the Member Agency spotlight video
- Sent an invitation to MWDOC's Public Affairs Workgroup (PAW) meeting for Orange County Water Agencies, which will be held on October 21.
- Coordinated with Irvine Ranch Water District on the logistics for the Grand Jury Water Tour

Government Affairs Staff:

- Distributed the Grants Tracking and Acquisition report to all participating member agencies
- Provided a legislative update to the MWDOC member agency managers

COMMUNITY AND SPECIAL EVENTS

Public Affairs Staff:

- Met with MWDOC staff to complete the first round of Americans with Disabilities Act (ADA) training
- Conducted a Water Infrastructure Tour for the Orange County Grand Jury with Directors Dick and Seckel on Sept. 30
- Supported the Hoover Dam / Colorado River Aqueduct (CRA) Inspection Trip with Directors Ackerman and Erdman on Sept. 12-13
- Hosted a table and provided a raffle prize at OC Coastkeeper's Coastal Cleanup Day to educate the public on sorting trash and recycling. More than 400 volunteers attended the event in Huntington Beach.

Government Affairs Staff:

- Attended the ACC-OC Legislative and Regulatory Affairs Committee meeting
- Coordinated with OCBC for their upcoming Infrastructure Committee meeting focused on water
- At the request of the OC LAFCO staff, they circulated their newsletter, "The Pulse," to Orange County's special districts.

K-12 WATER EDUCATION

Public Affairs Staff:

- Attended the Department of Water Resources Water Education Committee meeting
- Provided information and/or requested overages or special approvals for the City of Anaheim, El Toro Water District, City of Fullerton, City of Huntington Beach, City of La Habra, City of Santa Ana, City of San Clemente, Santa Margarita Water District, and the City of Tustin for the MWDOC Choice K-12 School Programs
- Provided teacher contact information to Golden State Water and IRWD.
- Met with the Orange County Department of Education's Inside the Outdoors to discuss collaboration on a shared presentation and activity for teachers participating in the California Environmental Education Foundation's (CEEF) Teacher Institute
- Participated in several planning meetings with CEEF to prepare teacher lessons and activities for the annual Teacher Institute hosted in person at The Metropolitan Water District of Southern California's (Metropolitan) headquarters. Session 2, hosted by the MWDOC water education team, included: a discussion, presentation, and hands-on community mapping activity focused on sustainability, water supply, and water use efficiency.
- Participated in the California Association of Public Information Officials Leadership Summit

WORKFORCE INITIATIVE: WATER ENERGY EDUCATION ALLIANCE (WEEA)

Public Affairs Staff:

- Met with Water UCI to discuss continuing partnership opportunities and again to discuss partnering on an upcoming Speaking of Water webinar on November 6 featuring Victor Lopez, the author of the HR Playbook
  - Met with Victor Lopez, Water UCI, and WEEA sponsors to discuss key takeaways for the webinar
- Participated in several planning meetings with CEEF to prepare teacher lessons and activities for the annual Teacher Institute hosted virtually. Session 3, hosted by the Water Energy Education Alliance (WEEA), included: a discussion, presentation, and interactive activity focused on water industry careers and their importance to the environment, community, health, agriculture, and the economy.
- Met with a Career Technical Education (CTE) Teacher to discuss his participation in the CEEF Teacher Institute.
- Met with Project Partners to explore synergies between their work and WEEA initiatives

- Participated in the OC Water Summit as the NextGen Workforce sponsor, hosting 14 future-focused students studying engineering, social ecology, and water operations.
- Participated in the Villa Park Water Management Advisory and a curriculum planning session to discuss an action plan for building an Environmental Science Pathway CTE program for Villa Park High School to be implemented in the school year 2026-27
- Participated in a Metropolitan working group to connect veterans to careers in water
- Attended the Orange County Community Foundation's Workforce Development Initiative Collaborative meeting
- Participated in a training workshop offered by the Los Angeles County Office of Education, Essential Elements of High-Quality Career Technical Education and CTE Model Curriculum Standards
- Met with the North Orange County Regional Occupational Program to discuss areas of interest for potential collaboration
- Met with Tomorrow's Talent and East Valley Municipal Water District to discuss a plan for an Inland Empire workforce development district convening in January 2026
- Interviewed for Filling in the Future, a peer-to-peer podcast created by Garden Grove high school students to spotlight career pathways and inspire their peers to explore career options
- Hosted a follow-up WEEA Sponsors meeting to discuss outcomes and potential action items inspired by a Diversity Awareness Partnerships Skills (DAPS) activity. DAPS are the four (4) pillars of the WEEA initiative.
- WEEA's LinkedIn post reach during this period: 1,894

DIGITAL COMMUNICATIONS, PUBLICATIONS, AND MEDIA ENGAGEMENT

Public Affairs Staff:

- Completed several updates for the MWDOC.com website
- Developed and distributed social media content across all MWDOC social media channels

SPECIAL PROJECTS

Public Affairs Staff:

- Hosted the 2025 OC Water Summit in partnership with Orange County Water District
- Attended Metropolitan's Member Agency Public Information Officer (PIO) Working Group

Governmental Affairs Staff:

- Staffed the WACO Planning Meeting

- Worked with Stacy Taylor of Mesa Water to invite a speaker from the State Water Resources Control Board for the December WACO meeting

OUTREACH METRICS

Public Affairs Staff:

- Google Performance Analytics (GM Report Timeframe)
  - 1,455 business profile interactions
  - 13,267 people viewed the business profile

- Website Analytics (GM Report Timeframe)
  - 10,901 pageviews
  - Top pages for this date range
    - ☐ Home Page – 2,226
    - ☐ Residential Rebates – 711
    - ☐ Turf Replacement Program – 626
    - ☐ Board Meetings – 545
    - ☐ RFPs/RFQs – 473
    - ☐ Careers – 340
  - ocwatersmartparks.com: 9 site sessions
- ocwatersmartgardens.com Analytics (August 2025)
  - 639 Sessions, 451 New Users
  - Top pages for this date range
    - ☐ Eligible Sustainability Feature Trees
    - ☐ Helpful Plant List
    - ☐ Orange County Favorite Trees
- Social Media (GM Report Timeframe)

  According to Hootsuite, the global leader in social media management, a good engagement rate is between 1% and 5%.

  For this period, MWDOC's engagement rate is 5.54%

  - 51,939 post reach (number of people)
    - ☐ 2,877 Post engagement (actions taken – likes, shares, etc.)

LEGISLATIVE AFFAIRS

Governmental Affairs Staff:

- Attended the CSDA Conference in Monterey, attended sessions such as:
  - Chapter Leaders Roundtable
  - Evolution of LAFCO
  - Surplus Land Act
  - Combating Misinformation

    - Accepted the “District of Distinction” award on behalf of the district
- Finalized the Scopes of Work for the federal and state advocacy Request for Proposals
- Attended the CMUA ACF Working Group meeting
- Participated in the ACWA Federal Affairs Committee meeting
- Participated in the Metropolitan Member Agency Legislative meeting
- Finalized and posted the federal and state advocacy Request for Proposals – closing date October 15
- Met with Jessica Neuwerth from the Colorado River Board of California
- Attended the Coffee and Conversation with Senator Catherine Blakespear

WATER USE EFFICIENCY

SEPTEMBER - OCTOBER 2025

Orange County Water Loss Control Workgroup Meeting
On September 9, Rachel Davis hosted the Orange County Water Loss Control Workgroup meeting via Zoom. Approximately 34 agency staff attended this meeting, along with Rachel Waite-Harvey. Items on the agenda included:

- Welcome and Introductions
- Water Loss Update
- MWDOC Update
- Billing Databases – Water Loss Reporting
    - Billing Data's Role in Water Conservation and Water Loss Reporting
        - Discussion Topic 1: What reports do you run in your role as a water loss/water conservation manager?
        - Discussion Topic 2: What reports do you wish you had access to?
    - Billing Software Changes
        - Panel Discussion (City of Fullerton) – Considerations when evaluating and executing new billing data software implementation.
    - Detailed Billing Data Investigations – Considerations and potential outcomes.
- Discussion and Questions

The next Workgroup meeting is scheduled for November 18.

Orange County Data Acquisition Partnership (OCDAP) Steering and Technical Advisory Committee (STAC) Meeting
On September 10, Cassidy Harding attended the OCDAP STAC meeting. This working group collaborates on and organizes a regional effort to cost-share the acquisition of high-resolution aerial imagery, related products, and planning of the OC GIS Users Group meetings. Discussion focused on the 2026 Cycle #3 vendor options, planning, and logistics.

The next meeting is scheduled for October 14.

California Water Efficiency Partnership (CalWEP) Board Meeting
On September 10, Rachel D. attended the CalWEP Board meeting at Metropolitan's headquarters. This was Rachel's first year as a board member, continuing MWDOC's nine years of representation on the board. Topics on the agenda included:

- CalWEP Program Committee Update
    - Nonfunctional Turf Toolkit and Website Preview
    - Spanish Translation Glossary
    - Wholesale Landscape Area Measurement Explorer

- Additional CalWEP Committees Update
  - Research and Evaluation Committee
  - Advocacy Committee
  - Equity Committee

The next meeting is scheduled for December 10 in Sacramento.

CalWEP Plenary Meeting
On September 11, Rachel D., Cassidy, Tina Fann, and Cristal Castro attended CalWEP's Plenary meeting hosted by the Los Angeles Department of Water & Power (LADWP). Topics on the agenda included:

- Host Presentation by LADWP
- CalWEP News and Happenings
- What's Happening at the Alliance for Water Efficiency
- Business Spotlight: ShowerStar
- Language Access in Action: CalWEP's New Multilingual Glossary
- Water Loss Update: Leak Registry
- CalWEP's Comprehensive Nonfunctional Turf Toolkit

The next Plenary meeting is scheduled for December 11 in Sacramento.

Tour of the Water Replenishment District's Albert Robles Center (ARC) for Recycling and Environmental Learning
On September 15, Cristal, Melissa Hurtado, and Alex Cavazos joined the Long Beach Water Department for a tour of the ARC for Water Recycling and Environmental Learning. The tour included a walk-through of the Learning Center, which educates visitors on California's water sources, water conservation practices, groundwater replenishment, and other related topics, as well as a tour of the water purification facility and a demonstration garden showcasing water-efficient practices.

California Stormwater Quality Association (CASQA) Conference Presentation
On September 16, Rachel W-H. Co-presented with Orange County Public Works staff at the annual CASQA conference held at the Pasadena Convention Center. The presentation focused on the collaboration between the MWDOC and the County of Orange on the Turf Replacement and RainSmart incentive programs. Rachel W-H. Spoke of the mutual benefit gained by collaborating on landscape transformation projects to accrue both water efficiency and stormwater quality benefits.

Leak Registry Ad Hoc Group
On September 16, Rachel D. participated in a meeting with California State Water Resources Control Board (State Board) staff as part of an Ad Hoc Leak Registry Group to request changes to the Draft Leak Registry Template released by the State Board earlier this year. The current draft would impose a burdensome reporting requirement that exceeds the requirements specified in the regulation. State Board staff heard the group's concerns and will accept and consider an alternative proposal from the group. Rachel D. is continuing to work with the Ad Hoc Leak Registry Group to create

the alternative proposal. The Ad Hoc Leak Registry Group met again on September 30, with future meetings to be scheduled on an as-needed basis.

Metropolitan Water Use Efficiency Workgroup Meeting
On September 18, Rachel W-H., Sam Fetter, Tina F., Cassidy, and Cristal participated in Metropolitan's Water Use Efficiency Workgroup meeting via Zoom. Items on the agenda included:

- Metropolitan Board Meeting Update
  - Board Report
- Metropolitan Conservation Program Updates
  - Grant Funding Update
  - Innovative Conservation Program Update
  - CII Survey Program
- MWD External Affairs Update
  - NFT Outreach Updates
- Member Agency Roundtable

The next meeting is scheduled for October 16.

California Landscape Contractors Association (CLCA) Lunch & Learn
On September 18, Tina F. attended the CLCA Lunch & Learn at Site One in Los Alamitos. CLCA President Lindsay Ono presented on the topic of "Firescape Landscaping Do's and Don'ts." Tina F. also informed the group about the increased turf rebate for CII projects and compliance with AB 1572.

Kingdom of Denmark Water Technology Alliance Fact-Finding Trip
From September 22 through September 26, Rachel D. and Melissa Baum-Haley attended the Danish WTA Fact-Finding Trip. Visits were made to:

- The Danish State of Green
- Frederiksberg Utility Water Treatment Plant
- The Danish Environmental Protection Agency
- Danfoss Variable Frequency Drive Manufacturing
- Aarhus Beder Water Treatment Plant
- Grundfoss Pump Manufacturing
- Kamstrup Meter Manufacturing
- AVK Valve Manufacturing
- DHI Hydraulic Modeling
- Novafos Leak Detection
- Hofor Leak Detection

The experience centered on water loss control regulation, practices, and the role each technology plays in achieving water loss goals. In addition to learning from the Danish utilities and companies, Melissa and Rachel D. gave a presentation about MWDOC and our innovative regional water loss control programs.

Water Efficient Landscape Dual Certification Program (WELDCP) Workshop Series
On September 23, 30, and October 7, MWDOC hosted a WELDCP Workshop offered by the CLCA and Metropolitan for approximately 40 landscape professionals from Orange County and surrounding areas. The WELDCP Workshop is a dual certification workshop consisting of three six-hour classes, a landscape audit, and an exam. Attendees who complete the requirements and pass the exam can become CLCA Certified Water Managers and Qualified Water Efficient Landscapers, thereby enhancing their marketability, gaining recognition for EPA WaterSense Certification, and earning continuing education units.

Way of Life Framework Technical Assistance Program (Framework TAP) Meetings
Led by Sam, MWDOC continued offering its Framework TAP services to Orange County retailers through its hired consultant, Environmental Incentives (EI). The Program's first step is to conduct a readiness assessment with retailers to obtain an overview of each retailer's status regarding compliance and the steps required to achieve compliance. A kickoff meeting serves as the project onboarding and is the basis of the readiness assessment process. The following activity occurred from September 6 to October 5:

- Readiness Assessment Deliverables Meetings
    - September 24 with City of Fullerton
    - September 24 with the City of Garden Grove
    - September 29 with the City of Santa Ana

Department of Water Resources (DWR) SB 1157 Benefits and Impacts Workgroup
On September 29, Rachel W-H. and Sam attended the DWR Benefits and Impacts Workgroup, which focuses on completing and collaborating on research undertaken by DWR per SB 1157. This research focuses on the unintended consequences and impacts of the Conservation as a Way of Life indoor water use objective standard.

The next meeting will be held on October 23

CalWEP Research and Evaluation Committee
On October 1, Rachel W-H. Co-hosted the CalWEP Research and Evaluation Committee as vice-chair. Topics on the agenda focused on updates of the Water Savings Measurement and Evaluation Guidebook project, the CII Best Management Practices (BMP) project, CalWEP's Nonfunctional Turf Toolkit, and member agency discussion.

The next meeting is scheduled for November 5.

Water Loss Audit Validations
On October 1, Rachel D. validated the Water Loss Audit for the City of Fountain Valley.

Rachel D. is an American Water Works Association (AWWA)-certified Water Audit Validator, responsible for validating 25 audits this year. She has been working with MWDOC Member Agencies and the Three Cities to validate their Water Audits, as required by SB 555 and the Conservation Framework. Each validation includes a two-hour meeting with the retail agency to review their audit inputs, as well as the completion of the validation certificate and report. This work will continue through December 2025.

New Member Agency Staff Introduction - City of Garden Grove
On October 2, Rachel D. and Rachel W-H. Met with new and existing City of Garden Grove staff to introduce them to MWDOC's Water Use Efficiency and Water Loss Control Programs. This introduction included planning for participation in several MWDOC programs.

Orange County Water Use Efficiency Workgroup Meeting
On October 2, Rachel W-H., Tina F., Cristal, Rachel D., and Beth Fahl hosted the Orange County Water Use Efficiency Workgroup via Zoom. Items on the agenda included:

- MWDOC Updates
- Presentation by Dani Morgutia from the Long Beach Utilities Department, on "Implementing AB 1572 in the City of Long Beach"
- AB 1572: Ban on Potable Irrigation on Nonfunctional Turf
    - CalWEP Resources
    - Metropolitan Nonfunctional Turf Surveys
    - Ordinance Language
- Conservation as a California Way of Life Framework

The next meeting is scheduled for November 6.

Item No. 10

MWDOC GENERAL INFORMATION ITEMS

MWDOC BOARD OF DIRECTORS

- Al Nederhood
- Larry D. Dick
- Bob McVicker
- Karl W. Seckel
- Randall Crane
- Jeffery M. Thomas
- Megan Yoo Schneider