REGULAR MEETING
OF THE BOARD OF DIRECTORS
MUNICIPAL WATER DISTRICT OF ORANGE COUNTY
18700 Ward Street, Boardroom, Fountain Valley, California
August 20, 2025, 8:30 a.m.

Teleconference Sites:
25652 Paseo De La Paz, San Juan Capistrano, CA 92675
17420 Walnut Street, Fountain Valley, CA 92708
1404 Vacation Road, San Diego, CA 92109

This meeting will be held in person at 18700 Ward Street, Fountain Valley, California, 92708 (Boardroom). As a convenience for the public, the meeting may also be accessed by Zoom Webinar and will be available by either computer or telephone audio as indicated below. Because this is an in-person meeting and the Zoom component is not required, but rather is being offered as a convenience, if there are any technical issues during the meeting, this meeting will continue and will not be suspended.

Computer Audio: You can join the Zoom meeting by clicking on the following link:
https://zoom.us/j/8828665300

Telephone Audio:	**(669) 900 9128 fees may apply**
	(877) 853 5247 Toll-free
Webinar ID:	**882 866 5300#**

AGENDA

MOMENT OF SILENCE

PLEDGE OF ALLEGIANCE

ROLL CALL

PUBLIC COMMENTS
At this time, members of the public will be given an opportunity to address the Board concerning items within the subject matter jurisdiction of the Board. Members of the public may also address the Board about a particular Agenda item at the time it is considered by the Board and before action is taken. If the item is on the Consent Calendar, please inform the Board Secretary before action is taken on the Consent Calendar and the item will be removed for separate consideration.

The Board requests, but does not require, that members of the public who want to address the Board complete a voluntary “Request to be Heard” form available from the Board Secretary prior to the meeting.

ITEMS RECEIVED TOO LATE TO BE AGENDIZED
Determine need and take action to agendize items(s) which arose subsequent to the posting of the Agenda. (ROLL CALL VOTE: Adoption of this recommendation requires a two-thirds vote of the Board members present, or, if less than two-thirds of the Board members are present, a unanimous vote of those members present.)

ITEMS DISTRIBUTED TO THE BOARD LESS THAN 72 HOURS PRIOR TO MEETING
Pursuant to Government Code Section 54957.5, non-exempt public records that relate to open session agenda items and are distributed to a majority of the Board less than 72 hours prior to the meeting will be available for public inspection in the lobby of the District’s business office located at 18700 Ward Street, Fountain Valley, California 92708, during regular business hours. When practical, these public records will also be made available on the District’s Internet Website, accessible at http://www.mwdoc.com.

NEXT RESOLUTION NO. 2162

CONSENT CALENDAR (Items 1 to 10)
All matters under the Consent Calendar will be approved by one motion unless a Board member requests separate action on a specific item.

1. MINUTES

a. July 2, 2025 Workshop Board Meeting
b. July 16, 2025 Regular Board Meeting

Recommendation: Approve as presented.

2. COMMITTEE MEETING REPORTS

a.	Administration & Finance Committee Meeting:	July 9, 2025
b.	Planning & Operations Committee Meeting:	July 14, 2025
c.	Executive Committee Meeting:	July 17, 2025
d.	MWDOC/OCWD Joint Planning Meeting:	July 23, 2025

Recommendation: Receive and file as presented.

3. TREASURER'S REPORTS

a. MWDOC Revenue/Cash Receipt Register as of July 31, 2025
b. Disbursement Registers (July/August)

Recommendation: Ratify and approve as presented.

c. Summary of Cash and Investment and Portfolio Master Summary Report (Cash and Investment report) as of June 30, 2025
d. PARS Monthly Statement (OPEB Trust)

Recommendation: Receive and file as presented.

4. FINANCIAL REPORT

a. Combined Financial Statements and Budget Comparative for the Period Ending June 30, 2025

Recommendation: Receive and file as presented.

5. MASTER AGREEMENT FOR SHARED PROGRAMS AND SERVICES BETWEEN THE MUNICIPAL WATER DISTRICT OF ORANGE COUNTY & THE CITY OF SANTA ANA

Recommendation: Authorize the General Manager to execute the Master Agreement for Shared Programs and Services between Municipal Water District of Orange County & The City of Santa Ana, subject to any non-substantive changes or modifications.

6. RECOMMENDED CHANGES TO THE 401(a) AND 457(b) RETIREMENT PLANS

Recommendation: Change the current 401(a) Money Purchase Pension Plan recordkeeper to EMPOWER; Authorize staff to work with Investment Advisor, Ted Grigsby of Fiduciary Consulting Group at Morgan Stanley, District Counsel, and recordkeepers to convert the current 401(a) plan record-kept by VOYA to EMPOWER, and prepare and execute required documents to successfully establish EMPOWER as the sole recordkeeper of the District's 401(a) Money Purchase Pension and 457(b) Plans, anticipated to take effect by January 1, 2026; and Authorize the General Manager and Director of Human Resources to execute necessary documents and contracts.

7. ADOPT A RESOLUTION APPROVING AMENDMENT NO. 3 TO THE MUNICIPAL WATER DISTRICT OF ORANGE COUNTY'S MONEY PURCHASE PENSION PLAN

Recommendation: Adopt proposed Resolution No. 2160 approving Amendment No. 3 to the Municipal Water District of Orange County's Money Purchase Pension Plan ("Plan"), effective July 1, 2025, and authorize the Director of Human Resources, or her designee, to execute Amendment No. 3 on behalf of the District.

8. ASSOCIATION OF CALIFORNIA WATER AGENCIES COMMITTEE APPOINTMENT CONSIDERATIONS FOR THE 2026–2027 TERM

Recommendation: Authorize the General Manager to sign and submit the completed Association of California Water Agencies Committee Consideration Form for the 2026-2027 term and submit the completed Committee Consideration Form by the September 19, 2025, deadline.

9. AUTHORIZE CONTRACT FOR CYBERSECURITY SERVICES – MANAGED DETECTION AND RESPONSE (MDR)

Recommendation: Authorize the General Manager to enter into a contract with eSentire, Inc., to provide CrowdStrike endpoint protection, 24/7 network monitoring, and Security Information and Event Management services, as outlined, at an amount of $36,816 per year, for a three-year term not to exceed $110,448 (September 2025 to September 2028) with an option to renew.

10. ISDOC 3RD VICE PRESIDENT CALL FOR NOMINATIONS

Recommendation: Adopt proposed Resolution No. 2161 nominating Director Albert Nederhood as a candidate for the position of 3rd Vice President for the Independent Special Districts of Orange County (ISDOC) Executive Committee.

End of Consent Calendar

PRESENTATION ITEM

11. MEMBER AGENCY SPOTLIGHT – EAST ORANGE COUNTY WATER DISTRICT

Recommendation: Receive and file presentation.

INFORMATION ITEMS

12. GENERAL MANAGER'S REPORT, AUGUST (ORAL AND WRITTEN)

13. MWDOC GENERAL INFORMATION ITEMS

a. Board of Directors - Reports re: Conferences and Meetings
b. Requests for Future Agenda Topics

ADJOURNMENT

Note: Accommodations for the Disabled. Any person may make a request for a disability-related modification or accommodation needed for that person to be able to participate in the public meeting by contacting Angela Crespi, District Secretary, at (714) 963-3058, or writing to Municipal Water District of Orange County at 18700 Ward Street, Unit B, Fountain Valley, CA 92708. Requests must specify the nature of the disability and the type of accommodation requested. A telephone number or other contact information should be included so that District staff may discuss appropriate arrangements. Persons requesting a disability-related accommodation should make the request with adequate time before the meeting for the District to provide the requested accommodation.

MINUTES OF THE WORKSHOP BOARD MEETING OF THE BOARD OF DIRECTORS OF MUNICIPAL WATER DISTRICT OF ORANGE COUNTY WITH THE MWDOC MET DIRECTORS
July 2, 2025

At 8:30 a.m., President McVicker called to order the Workshop Meeting of the Municipal Water District of Orange County in Conference Room 101 at the District facilities located in Fountain Valley, as well as including attendance via the Zoom Webinar application. Director Nederhood led the Pledge of Allegiance and District Secretary Angela Crespi called the roll.

MWDOC Directors
Al Nederhood
Larry Dick*
Karl W. Seckel*
Bob McVicker
Randall Crane (left at 9:20 a.m.)
Jeffery F. Thomas
Megan Yoo Schneider

*Also MWDOC MET Directors

Other MWDOC MET Directors
Linda Ackerman (absent)
Dennis Erdman (absent)

Staff
Harvey De La Torre, General Manager
Angela Crespi, District Secretary
Heather Baez, Director of Governmental Affairs
Damon Micalizzi, Director of Public Affairs
Jennifer Wicks, Communications Manager
Kathy Pham, Assistant Board Secretary
Alex Heide, Senior MET Issues & Policy Analyst
Kevin Hostert, Senior Water Resources Analyst/ Data Management
Rachel Davis, Water Loss Control Supervisor
Rachel Waite-Harvey, Water Use Efficiency Programs Supervisor
Katrina Wraight, Legal Counsel

Also Present

Christine Carson	Aleshire & Wynder, LLP
Paul D. Jones II	Dopudja and Wells Consulting
Doug Davert	East Orange County Water District
David Youngblood	East Orange County Water District
Dennis Cafferty	El Toro Water District
Kathryn Freshley	El Toro Water District
Kay Havens	El Toro Water District
Wyatt McClean	El Toro Water District
Mark Monin	El Toro Water District
Lou Bronstein	Irvine Ranch Water District
Steve LaMar	Irvine Ranch Water District
Doug Reinhart	Irvine Ranch Water District
Paul Weghorst	Irvine Ranch Water District
Keith Van Der Maaten	Laguna Beach County Water District
Jim Atkinson	Mesa Water District
James Fisler	Mesa Water District
Stacy Taylor	Mesa Water District
Albert Napoli	Metropolitan Water District of Southern California
Dick Fiore	Moulton Niguel Water District
Donald Froelich	Moulton Niguel Water District
Marina Lindsay	Moulton Niguel Water District
Sherry Wanninger	Moulton Niguel Water District
Garret Durst	National Resources Results
Lisa Ohlund	Ohlund Management & Technical Services
Alicia Dunkin	Orange County Water District

John Kennedy	Orange County Water District
Emily Novak	Orange County Water District
Greg Mills	Serrano Water District
Brad Reese	Serrano Water District
Robbie Pitts	Serrano Water District
Bill Green	South Coast Water District
Jennifer Pierre	State Water Contractors
Syrus Devers	Syrus Devers Advocacy
Fernando Paludi	Trabuco Canyon Water District
Peter Whittingham	Whittingham Public Affairs Advisors
Brett R. Barbre	Yorba Linda Water District
Gene Hernandez	Yorba Linda Water District
Mark Toy	Yorba Linda Water District
Tom Lindsey	Yorba Linda Water District
Chuck Gibson	

TELECONFERENCE SITE

Director McVicker participated via teleconference location (all agenda requirements pursuant to the Ralph M. Brown Act requirements were complied with).

PUBLIC COMMENTS

President McVicker inquired whether any members of the public wished to comment on agenda items.

There were no public comments.

ITEMS RECEIVED TOO LATE TO BE AGENDIZED

No items were received.

ITEMS DISTRIBUTED TO THE BOARD LESS THAN 72 HOURS PRIOR TO MEETING

President McVicker inquired as to whether there were any items distributed to the Board less than 72 hours prior to the meeting.

District Secretary Crespi reported there were no items distributed to the Board less than 72 hours prior to meeting.

NEXT RESOLUTION NO. 2160

PRESENTATION/DISCUSSION ITEMS

1. UPDATE ON THE DELTA CONVEYANCE PROJECT BUDGET TRAILER BILL

Director of Governmental Affairs Heather Baez provided an overview of the topic and introduced State Water Contractors General Manager Jennifer Pierre, who proceeded with a presentation on the Delta Conveyance Project (DCP) and Budget Trailer Bill. The presentation provided an overview of State Water Contractors, State Water Project supplies, the Delta Conveyance Project, its costs and potential value, and a summary of the DCP Budget Trailer Bill.

Director Seckel inquired about the potential involvement of Central Valley Project (CVP) contractors and the federal government in the DCP. Director Nederhood inquired about how many agencies are currently participating in the DCP and whether the program would remain secure under a new governor. Director Dick sought information on the number of permits required for the DCP and whether any are approaching expiration that may need to be renewed or revised. Ms. Pierre responded that DWR and the SWP contractors are ensuring all permits are up to date for the DCP.

Following a brief discussion, the Board thanked Ms. Pierre for her presentation.

Director Crane left the meeting at 9:20 a.m.

2. METROPOLITAN GENERAL MANAGER RECRUITMENT PROCESS

General Manager Harvey De La Torre provided an overview of the topic and introduced Senior MET Issues & Policy Analyst Alex Heide who proceeded with a presentation highlighting the Metropolitan General Manager Selection Process.

Director Seckel noted that Bob Murray and Associates was also given the flexibility to add additional candidates to the list.

Following a brief discussion, the Board thanked staff for the presentation.

3. LEGISLATIVE ACTIVITIES

a. Federal Legislative Report (NRR)

In addition to the report provided in the agenda packet, National Resource Results (NRR) Partner Garret Durst provided an overview of the Federal Legislative Report, highlighting the One Big Beautiful Bill to increase storage capacity at existing Bureau of Reclamation-owned surface storage facilities and to increase conveyance capacity at Bureau-owned canals and conveyance systems.

Director Seckel asked Mr. Durst to share his thoughts on the potential involvement of Central Valley Project (CVP) contractors in the DCP. Mr. Durst indicated that it would be hard to predict at this time.

The Board thanked Mr. Durst for his report.

b. State Legislative Report (SDA)

Mr. Syrus Devers of Syrus Devers Advocacy provided an overview of the State Legislative Report, highlighting the Delta Conveyance Project and DCP Budget Trailer Bill. He also provided status updates on SB 72 (Caballero) and SB 394 (Allen).

Director Nederhood asked Mr. Devers whether a new Governor could potentially stop the DCP from moving forward, even if the bill passes. Mr. Devers responded that the governor runs the state administration, and it would ultimately need the governor's support.

The Board thanked Mr. Devers for his report.

c. Legal and Regulatory Report (Ackerman)
d. County Legislative Report (Whittingham)

Mr. Peter Whittingham of Whittingham Public Affairs Advisors provided an overview of the County Legislative Report included in the agenda packet.

Following a brief discussion, the Board thanked Mr. Whittingham for his report.

e. MWDOC Legislative Matrix
f. MET Legislative Matrix

The Board received and filed the Legislative Activities reports.

4. QUESTIONS OR INPUT ON MET ISSUES FROM THE MEMBER AGENCIES/ MET DIRECTOR REPORTS REGARDING MET COMMITTEE PARTICIPATION

Director Seckel provided an update on Metropolitan's CAMP4Water initiative and its potential impact on future rate increases associated with various projects and rising costs. He also shared a hydrologic update on the Colorado River and noted that Metropolitan is currently behind schedule on its Capital Improvement Plan.

Director Dick reported on the importance of prioritizing MET storage and financial investment in the MET infrastructure.

A discussion followed regarding MET's succession planning and the process for selecting a new General Manager.

INFORMATION ITEMS

5. MET ITEMS CRITICAL TO ORANGE COUNTY (The following items are for informational purposes only – a write-up on each item is included in the packet. Discussion is not necessary unless requested by a Director).

a. MET's Finance and Rate Issue
b. MET's Water Supply Condition Update
c. MET's Water Quality Update
d. Colorado River Issues
e. Delta Conveyance Activities and State Water Project Issues

The Board reviewed and discussed the information presented.

6. MET BOARD AND COMMITTEE AGENDA DISCUSSION ITEMS

a. Summary regarding June MET Board Meeting
b. Review items of significance for MET Board and Committee Agendas

The Board reviewed and discussed the information presented.

CLOSED SESSION ITEMS

President McVicker announced the Board was going into Closed Session at 10:19 a.m.

7. CONFERENCE WITH LEGAL COUNSEL – EXISTING LITIGATION
Pursuant to Paragraph (1) of subdivision (d) of Government Code Section 54956.9. One Case: San Diego County Water Authority v. Metropolitan Water District of Southern California; all persons interested in the validity of the rates adopted by the Metropolitan Water of Southern California on April 8, 2014, et al., former Los Angeles Superior Court Case No. BC547139, transferred on December 2, 2014, to San Francisco Superior Court, now Case No. CPF-14-514004.

8. CONFERENCE WITH LEGAL COUNSEL – EXISTING LITIGATION
Pursuant to Paragraph (1) of subdivision (d) of Government Code Section 54956.9. One Case: San Diego County Water Authority v. Metropolitan Water District of Southern California; all persons interested in the validity of the rates adopted by the Metropolitan Water District of Southern California on April 12, 2016, effective January 1, 2017 and January 1, 2018, et al., former Los Angeles Superior Court Case No. BS161729, transferred to San Francisco Superior Court, now Case CPF-16-515282.

9. CONFERENCE WITH LEGAL COUNSEL – EXISTING LITIGATION
Pursuant to Paragraph (1) of subdivision (d) of Government Code Section 54956.9. One Case: San Diego County Water Authority v. Metropolitan Water District of Southern California ("SDCWA v. Met"); all persons interested in the validity of the rates adopted by the Metropolitan Water District of Southern California on April 10, 2018 to be effective January 1, 2019, and Jan. 1, 2020, et al., Los Angeles Superior Court Case No. BS 173868, Transferred to San Francisco Superior Court, now Case CPF-18-516389.

10. CONFERENCE WITH LEGAL COUNSEL-EXISTING LITIGATION
SDCWA v. Met, California Court of Appeal Case No. A170156.

RECONVENE FROM CLOSED SESSION

The Board meeting reconvened at 10:40 a.m.

11. ANNOUNCEMENT FROM CLOSED SESSION

Aleshire & Wynder, LLP Partner Christine Carson announced that the Board met in Closed Session with Special Legal Counsel on Items 7 – 10. The Board received information and unanimously consented to dismissing the appeal that had been filed and the dismissal of the case.

ADJOURNMENT

There being no further business to come before the Board, President McVicker adjourned the meeting at 10:41 a.m.

_____
Angela Crespi
District Secretary

MINUTES OF THE REGULAR MEETING OF THE BOARD OF DIRECTORS MUNICIPAL WATER DISTRICT OF ORANGE COUNTY July 16, 2025

At 8:30 a.m., President McVicker called to order the Regular Meeting of the Municipal Water District of Orange County in Conference Room 101 at the District facilities located in Fountain Valley, as well as including attendance via the Zoom Webinar application. Following a moment of silence, Vice President Dick led the Pledge of Allegiance, and District Secretary Crespi called the roll.

MWDOC Directors
Al Nederhood
Larry Dick*
Karl W. Seckel*
Bob McVicker
Randall Crane (absent)
Jeffery F. Thomas
Megan Yoo Schneider (absent)

*Also MWDOC MET Directors

Other MWDOC MET Directors
Linda Ackerman
Dennis Erdman

Staff
Harvey De La Torre, General Manager
Melissa Baum-Haley, Assistant General Manager
Angela Crespi, District Secretary
Vicki Osborn, Director of Emergency Management/ WEROC
Damon Micalizzi, Director of Public Affairs
Jennifer Wicks, Communications Manager
Kathy Pham, Assistant Board Secretary
Rachel Davis, Water Loss Control Programs Supervisor
Rachel Waite-Harvey, Water Use Efficiency Program Supervisor
Joe Byrne, Legal Counsel
Katrina Wraight, Legal Counsel

Also Present

Dick Ackerman	Ackerman Consulting
Mark Vukojevic	City of Newport Beach
Doug Davert	East Orange County Water District
Dennis Cafferty	El Toro Water District
Vu Chu	El Toro Water District
Kathryn Freshley	El Toro Water District
Mike Gaskins	El Toro Water District
Kay Havens	El Toro Water District
Mark Monin	El Toro Water District
Sherri Seitz	El Toro Water District
Doug Reinhart	Irvine Ranch Water District
Paul Weghorst	Irvine Ranch Water District
Keith Van Der Maaten	Laguna Beach County Water District
Jim Atkinson	Mesa Water District
Stacy Taylor	Mesa Water District
Albert Napoli	Metropolitan Water District of Southern California
Donald Froelich	Moulton Niguel Water District
Sherry Wanninger	Moulton Niguel Water District
Diane Rifkin	Moulton Niguel Water District
Lisa Ohlund	Ohlund Management & Technical Services
John Kennedy	Orange County Water District
Chris Olsen	Orange County Water District
Charles Luas	Orchard Dale Water District
Greg Mills	Serrano Water District

Laura Freese	Santa Margarita Water District
Betty Olson	Santa Margarita Water District
Nicole Stanfield	Santa Margarita Water District
Jennifer Lopez	South Coast Water District
Bill Green	South Coast Water District
John Horst	Trabuco Canyon Water District
Fernando Paludi	Trabuco Canyon Water District
Tom Lindsey	Yorba Linda Water District
Gene Hernandez	Yorba Linda Water District
Tom Lindsey	Yorba Linda Water District
Chuck Gibson	

TELECONFERENCE SITE

Director McVicker participated via teleconference location (all agenda requirements pursuant to the Ralph M. Brown Act requirements were complied with).

PUBLIC COMMENTS

President McVicker announced that members of the public wishing to comment on agenda items could do so after the item has been discussed by the Board and requested members of the public identify themselves when called on. President McVicker asked whether any member of the public had any comments on items that were not on the agenda.

There were no public comments.

ITEMS RECEIVED TOO LATE TO BE AGENDIZED

No items were received.

ITEMS DISTRIBUTED TO THE BOARD LESS THAN 72 HOURS PRIOR TO MEETING

President McVicker inquired as to whether there were any items distributed to the Board less than 72 hours prior to meeting.

No items were distributed to the Board less than 72 hours prior to the meeting.

CONSENT CALENDAR

President McVicker stated that all matters under the Consent Calendar would be approved by one MOTION unless a Director wished to consider an item separately.

Upon MOTION by Vice President Thomas, seconded by Director Seckel, and carried (5-0), the Board approved Consent Calendar Items 1 – 7, by the following roll call vote:

AYES:	Directors Nederhood, Dick, Seckel, McVicker, and Thomas
NOES:	None
ABSTAIN:	None
ABSENT:	Directors Crane and Yoo Schneider

1. MINUTES

The following minutes were approved.

a. June 4, 2025 Workshop Board Meeting
b. June 18, 2025 Regular Board Meeting

2. COMMITTEE MEETING REPORTS

The following Committee Meeting reports were received and filed as presented.

a. Planning & Operations Committee Meeting: June 2, 2025
b. Administration & Finance Committee Meeting: June 11, 2025
c. Executive Committee Meeting: June 19, 2025

3. TREASURER'S REPORTS

The following items were ratified and approved as presented.

a. MWDOC Revenue/Cash Receipt Register as of June 30, 2025
b. Disbursement Registers (June/July)

The following items were received and filed as presented.

c. Summary of Cash and Investment and Portfolio Master Summary Report (Cash and Investment report) as of May 31, 2025
d. PARS Monthly Statement (OPEB Trust)

4. FINANCIAL REPORT

The following item was received and filed as presented.

a. Combined Financial Statements and Budget Comparative for the Period Ending May 31, 2025

5. SPECIAL DISTRICT RISK MANAGEMENT AUTHORITY (SDRMA) ELECTION

The Board authorized the Board President to review the candidates running for the SDRMA Board of Directors, giving priority to the incumbents for Orange County, and authorize staff to cast the District's ballot based on his direction.

6. CALIFORNIA SPECIAL DISTRICTS ASSOCIATION (CSDA) 2026 BOARD OF DIRECTORS ELECTION – SOUTHERN NETWORK, SEAT B

The Board authorized the Board President to review the candidates running for the CSDA Board of Directors, Southern Network, Seat B, and authorize staff to cast the District's electronic ballot based on his direction.

7. AWARD OF CONSULTANT CONTRACT FOR 2025 URBAN WATER MANAGEMENT PLAN SHARED SERVICES PROGRAM

The Board authorized the General Manager to enter into a professional services contract with Carollo Engineers, Inc. (Carollo) to assist in the development of MWDOC's and Participating Agencies' 2025 Urban Water Management Plans (UWMP); authorize expenditure of $74,727 plus a contingency of 10% for an amount not to exceed $82,200 for the preparation of MWDOC's 2025 UWMP; and authorized the General Manager to enter into agreements with the Participating Agencies for cost-sharing in this effort.

– END CONSENT CALENDAR –

DISCUSSION ITEMS

8. MEMBER AGENCY SPOTLIGHT – CITY OF NEWPORT BEACH

City of Newport Beach Utilities Director Mark Vukojevic provided a presentation that highlighted the essential functions of the Utilities Department, including: water systems and use, Big Canyon Reservoir, water meters, a water well project, wastewater, storm drains, tide valves, street sweeping, graffiti removal, streetlights, and oil and gas.

Following a brief discussion and question/answer period, the Board thanked Mr. Vukojevic and received and filed the presentation.

INFORMATION CALENDAR

10. GENERAL MANAGER'S REPORT, JULY

General Manager Harvey De La Torre advised that the full General Manager's report was included in the Board packet.

The Board received and filed the report as presented.

11. MWDOC GENERAL INFORMATION ITEMS

a. Board of Directors - Reports re: Conferences and Meetings

The Board members each reported on their attendance at the regular MWDOC Board and Committee meetings. In addition to these meetings, the following reports were made on conferences and meetings attended on behalf of the District.

Director Nederhood reported that he attended all regularly scheduled MWDOC meetings (Planning & Operations, Administration & Finance, and Executive Committee meetings, as well as the Workshop meeting and Regular Board meeting), multiple MET committee meetings and its Board meeting, WACO, the ACC-OC Annual Leadership Summit and Golden Hub of Innovation Awards, OC Water Summit Planning Committee meeting and MWDOC Water Policy Forum. Director Nederhood thanked MET staff for their update on fluoride, commending their work in presenting the information clearly and effectively. He also informed the Board that Arlene Schaefer from the Costa Mesa Sanitary District will be retiring.

Director Dick reported that he attended the regularly scheduled MWDOC meetings (Administration & Finance, and Executive Committee meetings, as well as the Workshop meeting and Regular Board meeting) and MET meetings, the OC Water Summit Planning Committee meeting, Urban Water Institute meeting, MWDOC Water Policy Forum, MET Caucus meeting, WACO and WACO Planning

meetings, and MET Ad Hoc Committee meeting on Agriculture and Tribal Partnerships.

Director McVicker advised that he attended all of the regularly scheduled MWDOC meetings (Planning & Operations, and Executive Committee meetings, as well as the Workshop meeting and Regular Board meeting), MET Committee meetings and MET Special and Regular Board meeting, ISDOC Executive Committee meeting, a California Natural Resources Agency webinar on budget cuts, and WACO and WACO Planning meetings.

Director Seckel reported that he attended all of the regularly scheduled MWDOC meetings (Planning & Operations, and Executive Committee meetings, as well as the Workshop meeting and Regular Board meeting), the regularly scheduled MET Board and Committee meetings, MET Caucus meeting, and WACO and WACO Planning meetings, MWDOC Water Policy Forum, and met with Dr. Steven Choi on the Governor's Trailer Bill and Delta Conveyance Project.

Director Thomas reported that he attended all the regularly scheduled MWDOC meetings (Administration & Finance, Executive Committee meetings, as well as the Workshop meeting and Regular Board meeting), MWDOC Water Policy Forum, ACWA Finance Committee meeting, and a ceremony for the naming of the Tustin City Yard.

b. Requests for Future Agenda Topics

No future agenda topics were requested.

ADJOURNMENT

There being no further business to come before the Board, President McVicker adjourned the meeting at 9:16 a.m.

_____
Angela Crespi
District Secretary

MINUTES OF THE MEETING OF THE BOARD OF DIRECTORS OF THE MUNICIPAL WATER DISTRICT OF ORANGE COUNTY **Item No. 2a**

Jointly with the

ADMINISTRATION AND FINANCE COMMITTEE MEETING

July 9, 2025 – 8:30 a.m. to 9:07 a.m.

The meeting was in-person at the Municipal Water District of Orange County's Conference Room 101 and included attendance via the Zoom Webinar application.

P&O Committee
Randall Crane, Chair
Jeffery M. Thomas
Al Nederhood

MWDOC Directors
Karl W. Seckel
Megan Yoo Schneider
Larry Dick
Bob McVicker

MWDOC MET Directors
Linda Ackerman
Dennis Erdman

Staff
Harvey De La Torre, General Manager
Melissa Baum-Haley, Assistant General Manager
Angela Crespi, District Secretary
Charles Busslinger, Director Of Engineering/ District Engineer
Heather Baez, Director of Governmental Affairs
Hilary Chumpitazi, Director of Finance/IT
Cathy Harris, Director of Human Resources and Administration
Damon Micalizzi, Director of Public Affairs
Jennifer Wicks, Communications Manager
Kathy Pham, Assistant Board Secretary
Rachel Davis, Water Loss Control Programs Supervisor
Rachel Waite-Harvey, Water Use Efficiency Program Supervisor

Also Present
Dennis Cafferty, ETWD
Vu Chu, ETWD
Mike Gaskins, ETWD
Kay Havens, ETWD
Mark Monin, ETWD
Doug Reinhart, IRWD
Keith Van Der Maaten, LBCWD
Donald Froelich, MNWD
Sherry Wanninger, MNWD
Jim Atkinson, MWD
Bill Green, SCWD
Jennifer Lopez, SCWD
Laura Freese, SMWD
Betty Olson, SMWD
Greg Mills, SWD
Brad Reese, SWD
Fernando Paludi, TCWD
Michael Perea, TCWD
Karen Warner, TCWD
Chuck Gibson

Chairperson Crane called the meeting to order at 8:30 a.m.

ROLL CALL

District Secretary Crespi conducted a roll call attendance of the Administration and Finance Committee members. Committee members, Crane and Nederhood were present. Directors Dick, Seckel, McVicker, and Yoo Schneider were also present.

TELECONFERENCE SITES

Directors McVicker and Yoo Schneider participated via teleconference locations (all agenda requirements pursuant to the Ralph M. Brown Act requirements were complied with).

PUBLIC COMMENTS

There were no public comments.

ITEMS RECEIVED TOO LATE TO BE AGENDIZED

No items were received.

ITEMS DISTRIBUTED TO THE BOARD LESS THAN 72 HOURS BEFORE MEETING

No items were distributed to the Board less than 72 hours before the meeting.

PROPOSED BOARD CONSENT CALENDAR ITEMS

Director Nederhood requested to pull item 1c for discussion.

1. TREASURER'S REPORT
   a. Revenue/Cash Receipt Report – June 2025
   b. Disbursement Approval Report for the month of July 2025
   c. Disbursement Ratification Report for the month of June 2025
   d. GM Approved Disbursement Report for the month of June 2025
   e. Consolidated Summary of Cash and Investment – May 2025
   f. OPEB and Pension Trust Fund statement

2. FINANCIAL REPORT
   a. Combined Financial Statements and Budget Comparative for the Period Ending April 30, 2025

Director Thomas arrived at 8:32 a.m.

Director Nederhood inquired about the San Clemente Beach Country Club Turf Removal Rebate listed on page 12 in the Disbursement Ratification Report, and staff provided clarification on the project. Director Seckel requested clarification regarding the Conservation Fund in the Consolidated Summary of Cash and Investment and also asked about the potential use of AI-generated aerial imagery to compare standard landscape parcels with Water Use Efficiency Projects.

Upon MOTION by Director Nederhood, seconded by Director Thomas, and carried (3-0), the Committee recommended the Board of Directors to receive and file the Proposed Board Consent Calendar Items 1 – 2 as presented, by the following roll call vote:

AYES: Directors Crane, Thomas and Nederhood

NOES: None
ABSTAIN: None
ABSENT: None

ACTION ITEMS

3. SPECIAL DISTRICT RISK MANAGEMENT AUTHORITY (SDRMA) ELECTION

Director of Governmental Affairs Heather Baez provided a brief overview of the topic.

The Committee discussed the resume and experience of each of the candidates. After the discussion, Director Seckel and Dick recommended voting for Costa Mesa Sanitary District's General Manager Michael Schaefer, who has been a strong supporter of MWDOC. The Board ensued in a brief discussion.

Upon MOTION by Director Crane, seconded by Director Nederhood, and carried (3-0), the Committee recommended the Board of Directors authorize the Board President to review the candidates running for the SDRMA Board of Directors, giving priority to the incumbents for Orange County, and authorize staff to cast the District's ballot based on his direction, by the following roll call vote:

AYES: Directors Crane, Thomas and Nederhood
NOES: None
ABSTAIN: None
ABSENT: None

4. CALIFORNIA SPECIAL DISTRICTS ASSOCIATION (CSDA) 2026 BOARD OF DIRECTORS ELECTION – SOUTHERN NETWORK, SEAT B

Director of Governmental Affairs Heather Baez provided a brief overview of the topic.

The Board ensued in a brief discussion.

Upon MOTION by Director Crane, seconded by Director Thomas, and carried (3-0), the Administration & Finance Committee recommended the Board of Directors authorize the Board President to review the candidates running for the CSDA Board of Directors, Southern Network, Seat B, and authorize staff to cast the District's electronic ballot based on his direction, by the following roll call vote:

AYES: Directors Crane, Thomas and Nederhood
NOES: None
ABSTAIN: None
ABSENT: None

INFORMATION ITEMS

5. GENERAL MANAGER AUTHORIZED AGREEMENTS

6. DEPARTMENT ACTIVITIES REPORTS
   a. Administration
   b. Finance and Information Technology

Assistant General Manager Melissa Baum-Haley introduced Cassidy Harding as the new Water Resources Data Management Analyst and shared a brief overview of her professional background.

7. MONTHLY WATER USAGE DATA AND WATER SUPPLY INFORMATION

Director Nederhood requested to expand the monthly water usage data to include more information regarding Lake Powell.

OTHER ITEMS

8. REVIEW ISSUES REGARDING DISTRICT ORGANIZATION, PERSONNEL MATTERS, EMPLOYEE BENEFITS FINANCE AND INSURANCE

ADJOURNMENT

There being no further business to come before the Committee, the meeting was adjourned at 9:07 a.m.

Item No. 2b

MINUTES OF THE MEETING OF THE BOARD OF DIRECTORS OF THE MUNICIPAL WATER DISTRICT OF ORANGE COUNTY
Jointly with the
PLANNING & OPERATIONS COMMITTEE MEETING
July 14, 2025 – 8:30 a.m. to 9:44 a.m.

The meeting was in-person at the Municipal Water District of Orange County's Conference Room 101 and included attendance via the Zoom Webinar application.

P&O Committee
Karl W. Seckel, Chair
Larry Dick

MWDOC Directors
Al Nederhood
Bob McVicker
Randall Crane (absent)
Jeffery M. Thomas

MWDOC MET Directors
Linda Ackerman
Dennis Erdman

Staff
Harvey De La Torre, General Manager
Melissa Baum-Haley, Assistant General Manager
Angela Crespi, Recording Secretary
Vicki Osborn, Dir. of Emergency Management/ WEROC
Charles Busslinger, Director of Engineering/ District Engineer
Heather Baez, Director of Governmental Affairs
Hilary Chumpitazi, Director of Finance/IT
Damon Micalizzi, Director of Public Affairs
Jennifer Wicks, Communications Manager
Tiffany Baca, Public Affairs Manager
Kathy Pham, Assistant Board Secretary
Rachel Davis, Water Loss Control Programs Supervisor
Rachel Waite-Harvey, Water Use Efficiency Program Supervisor
Ellie Song, Water Use Efficiency Intern

Also Present
Megan Yoo Schneider, MWDOC Director
Inge Wiersema, Carollo Engineers, Inc.
Kim Manago, E Source
Tim Marcella, E Source
Dennis Cafferty, ETWD
Vu Chu, ETWD
Mike Gaskins, ETWD
Kay Havens, ETWD
Wyatt McClean, ETWD
Mark Monin, ETWD
Kathryn Freshley, ETWD
Sherri Seitz, ETWD
Paul Weghorst, IRWD
Doug Reinhart, IRWD
Stacy Taylor, Mesa Water District
Donald Froelich, MNWD
Dennis Rifkin, MNWD
Sherry Wanninger, MNWD
Yarib Dheming, OCDE
Saundra Jacobs, SMWD
Brad Reese, SWD
Greg Mills, SWD
Chuck Gibson

Chairperson Seckel called the meeting to order at 8:30 a.m.

ROLL CALL

District Secretary Crespi conducted a roll call attendance of the Planning & Operations Committee members. Committee members, Directors Seckel and Dick were present. Directors Nederhood, McVicker, and Thomas were also present.

Director Thomas was appointed to the Planning & Operations Committee in place of Director Yoo Schneider for this meeting only.

TELECONFERENCE SITE

Director McVicker participated via teleconference location (all agenda requirements pursuant to the Ralph M. Brown Act requirements were complied with).

PUBLIC COMMENTS

There were no public comments.

ITEMS RECEIVED TOO LATE TO BE AGENDIZED

No items were received.

ITEMS DISTRIBUTED TO THE BOARD LESS THAN 72 HOURS BEFORE MEETING

No items were distributed to the Board less than 72 hours before the meeting.

PRESENTATION ITEMS

1. AUTOMATED METERING INFRASTRUCTURE (AMI) WORK GROUP PROJECT WRAP-UP

Water Loss Control Programs Supervisor Rachel Davis provided a presentation highlighting the reasons behind the formation of the AMI Work Group, its participants, key topics discussed, and a summary of the group's accomplishments.

The Board held a discussion regarding automated metering infrastructure versus automated meter reading, the cost of securing meters that are compatible with AMI and the pros and cons of AMI meters. Following the discussion, the Board thanked Ms. Davis for her presentation.

District Secretary Crespi read into the record Director Yoo Schneider’s online comment that automated meter reading requires a truck roll to collect reads, whereas AMI is fully remote.

2. OVERVIEW OF THE CALIFORNIA WATER SECTOR MUTUAL AID SYSTEM & WEROC RESOURCES MUTUAL AID POLICY

Director of Emergency Management WEROC Vicki Osborn provided a presentation highlighting the mutual aid resources, background, key rules, roles and responsibilities, and prioritization and deployment of WEROC’s resources, including the mobile EOC vehicle.

The Board discussed the prioritization of equipment, sufficiency of the water supply, calculation of resource costs, plans for securing fuel during emergencies, the preparedness of retail agencies, and WEROC's participation in tabletop exercises with other agencies. Director Dick inquired about fuel resources, and General Manager De La Torre replied that staff will return to the Board with a future item discussing WEROC's approach of securing fuel.

ACTION ITEM

3. AWARD OF CONSULTANT CONTRACT FOR 2025 URBAN WATER MANAGEMENT PLAN SHARED SERVICES PROGRAM

Director of Engineering and District Engineer Charles Busslinger provided an overview of the topic and introduced Carollo Engineers, Inc. Water Resources Practice Director Inge Wiersema.

The Board discussed how the demand forecast and *Making Conservation a California Way of Life* regulations will be integrated into the Urban Water Management Plan.

Mr. Busslinger and Ms. Wiersema answered questions from the Board, and they thanked them for the information.

Upon MOTION by Director Thomas, seconded by Director Dick, and carried (3-0), the Committee recommended the Board of Directors to authorize the General Manager to enter into a professional services contract with Carollo Engineers, Inc. (Carollo) to assist in the development of MWDOC's and Participating Agencies' 2025 Urban Water Management Plans (UWMP); authorize expenditure of $74,727 plus a contingency of 10% for an amount not to exceed $82,200 for the preparation of MWDOC's 2025 UWMP; and authorized the General Manager to enter into agreements with the Participating Agencies for cost-sharing in this effort.

AYES: Directors Crane, Dick, and Thomas
NOES: None
ABSTAIN: None
ABSENT: None

INFORMATION ITEMS

4. WATER POLICY FORUM UPDATE

5. OC WATER SUMMIT UPDATE

6. QUARTERLY MWDOC K-12 CHOICE SCHOOL PROGRAMS UPDATE

7. PUBLIC AFFAIRS HIGHLIGHTS

8. DEPARTMENT ACTIVITIES REPORTS
   a. Ongoing MWDOC Reliability and Engineering/Planning Projects
   b. WEROC
   c. Water Use Efficiency Projects
   d. Public and Government Affairs

Assistant General Manager Melissa Baum-Haley introduced Ellie Song as the new Water Use Efficiency Intern and shared a brief overview of her educational background.

9. REVIEW OF ISSUES RELATED TO PLANNING OR ENGINEERING PROJECTS, WEROC, WATER USE EFFICIENCY, FACILITY AND EQUIPMENT MAINTENANCE,

   WATER STORAGE, WATER QUALITY, CONJUNCTIVE USE PROGRAMS, EDUCATION, PUBLIC AFFAIRS PROGRAMS AND EVENTS, PUBLIC INFORMATION PROJECTS, PUBLIC INFORMATION CONSULTANTS, DISTRICT FACILITIES, and MEMBER AGENCY RELATIONS

ADJOURNMENT

There being no further business to come before the Committee, the meeting was adjourned at 9:44 a.m.

Item No. 2c

MINUTES OF THE MEETING OF THE BOARD OF DIRECTORS OF THE MUNICIPAL WATER DISTRICT OF ORANGE COUNTY jointly with the EXECUTIVE COMMITTEE July 17, 2025, 8:30 a.m. to 9:12 a.m.

At 8:30 a.m., President McVicker called to order the Executive Committee Meeting of the Municipal Water District of Orange County in Conference Room 101 at the District facilities located in Fountain Valley, as well as including attendance via the Zoom Webinar application. District Secretary Crespi called the roll.

Executive Committee
Bob McVicker, President
Jeffery M. Thomas, Vice President (absent)
Megan Yoo Schneider, Immediate Past President (arrived at 8:57 a.m.)

MWDOC Directors
Al Nederhood
Larry Dick
Karl W. Seckel
Randall Crane (absent)

MWDOC MET Director
Linda Ackerman (absent)
Dennis Erdman

Staff
Harvey De La Torre, General Manager
Melissa Baum-Haley, Assistant General Manager
Angela Crespi, District Secretary
Damon Micalizzi, Director of Public Affairs
Kathy Pham, Assistant Board Secretary

Also Present
Keith Van Der Maaten, LBCWD
Donald Froelich, MNWD
Stacy Taylor, Mesa Water District
Greg Mills, Serrano Water District
Laura Freese, SMWD
Brad Reese, SWD
Chuck Gibson

TELECONFERENCE SITES

Directors McVicker and Yoo Schneider participated via teleconference locations (all agenda requirements pursuant to the Ralph M. Brown Act requirements were complied with).

PUBLIC COMMENT

There were no public comments.

ITEMS RECEIVED TOO LATE TO BE AGENDIZED

No items were received.

ITEMS DISTRIBUTED TO THE BOARD LESS THAN 72 HOURS PRIOR TO MEETING

Recording Secretary Crespi advised that the draft agendas for the upcoming month of August were distributed to the Board and made available to the public.

1. EXECUTIVE COMMITTEE REVIEW OF FUTURE AGENDAS

General Manager Harvey De La Torre informed the Board that an agenda for the upcoming MWDOC/OCWD Joint Planning Committee Meeting to be held on July 23, 2025, will be posted by the end of the week. The agenda will include the standard items along with a presentation by MET staff regarding the Colorado River.

The Committee reviewed and discussed the draft agendas for each meeting and made revisions/additions as listed below.

a. Workshop Board Meeting

No new items were added to the Agenda.

b. Administration & Finance Committee

No new items were added to the Agenda.

c. Planning & Operations Committee

No new items were added to the Agenda.

Before moving on to the next item, General Manager Harvey De La Torre informed the Board that the Urban Water Institute Annual Conference will be held August 20th to 22nd in San Diego. He reminded the Board that our Regular Board meeting is scheduled for the morning of August 20th and our Executive Committee on August 21st. To accommodate the Board members' attendance at the Conference, General Manager De La Torre suggested the Board consider holding the Executive Committee meeting immediately following the Regular Board meeting on August 20th. The Board members agreed and directed staff to reschedule both meetings on August 20th.

2. DISCUSSION REGARDING UPCOMING ACTIVITIES OF SIGNIFICANCE

Assistant General Manager Melissa Baum-Haley announced that the District posted a Rebate Processing Platform RFP as our current agreement with Droplet Technologies to provide an application portal for applications for Turf Replacement and Spray-to-Drip is set to expire December 2025. Staff anticipates agendizing the topic for recommendation and Board approval in September.

Assistant General Manager Baum-Haley also announced that, in concurrence with the recent funding availability, MET will commence applying the Inflation Reduction Act (IRA) funding to landscape conservation projects. The enhanced rebate level will be up to $5 per square foot for commercial, industrial, and institutional (CII) customers, as well as public agency projects.

3. MEMBER AGENCY RELATIONS

General Manager Harvey De La Torre informed the Board that an informative workshop meeting will be held for the staff of all Orange County water agencies regarding the potential emergency groundwater pump-in project with Moulton Niguel Water District, Orange County Water District, and the City of Santa Ana on July 30th.

4. GENERAL MANAGER'S REPORTS

General Manager De La Torre informed the Board that Alex Heide, Senior Water Resources Analyst will be taking a position at the San Diego County Water Authority. He is a fantastic employee and an amazing person. He will be missed, and we appreciate all of his hard work.

General Manager De La Torre also notified the Board that he will be on vacation the last week of July, and Assistant General Manager Baum Haley will oversee District operations that week.

5. REVIEW AND DISCUSS DISTRICT AND BOARD ACTIVITIES

Director of Public Affairs Damon Micalizzi informed the Board that MWDOC is sponsoring the Orange County Coastkeeper for Coastal Cleanup Day at Huntington State Beach. MWDOC will have a table to raise awareness during the event on September 20th from 9:00 a.m. to 12:00 p.m.

Assistant General Manager Baum-Haley reported that this week, Directors Crane and Yoo Schneider, and Heather Baez are attending the CCEEB Summer Issues Seminar. One item of interest that we will be advocating for are the inclusion of statewide control measures for the recently detected invasive species (Golden Mussel) for water agencies.

General Manager De La Torre reported that MWDOC will be awarded the District of Distinction and Transparency Certificate of Excellence at the CSDA Annual Conference, to be held from August 25th to 28th in Monterey, CA. He asked the Directors to please let District Secretary Angela Crespi know if they are interested in attending and receiving the awards on MWDOC's behalf, along with Assistant General Manager Baum-Haley.

As a final item, General Manager De La Torre reported that staff is currently working with the OC Grand Jury to schedule a tour in the month of September. Staff will provide the Board with an advanced copy of the itinerary once finalized.

ADJOURNMENT

There being no further business to be brought before the Committee, the meeting adjourned at 9:12 a.m.

MINUTES OF THE MEETING OF THE JOINT PLANNING COMMITTEE WITH BOARD OF DIRECTORS* MUNICIPAL WATER DISTRICT OF ORANGE COUNTY AND ORANGE COUNTY WATER DISTRICT
July 23, 2025, 8:30 a.m. – 9:41 a.m.

The meeting was in-person at the Municipal Water District of Orange County's Conference Room 101 and included attendance via the Zoom Webinar application.

MWDOC Directors
Karl W. Seckel
Randall Crane
Bob McVicker
Al Nederhood
Larry Dick
Jeffery F. Thomas
Megan Yoo Schneider

Other MWDOC MET Directors
Linda Ackerman
Dennis Erdman (absent)

OCWD Directors
Denis Bilodeau
Van Tran (arrived at 8:33)
Erik Weigand
Cathy Green
Roger Yoh (arrived at 9:20)
Stephen Sheldon (arrived at 8:34)
Fred Jung
Valerie Amezcua (absent)
Dina Nguyen (absent)
Natalie Meeks (absent)

MWDOC Staff
Harvey De La Torre, General Manager
Melissa Baum-Haley, Assistant General Manager
Angela Crespi, District Secretary
Heather Baez, Director of Governmental Affairs
Kathy Pham, Assistant Board Secretary
Jennifer Wicks, Communications Manager
Alex Heide, Senior MET Issues & Policy Analyst
Kevin Hostert, Senior Water Resources Analyst/ Data Management

OCWD Staff
John Kennedy, General Manager
Chris Olsen, Executive Director of Engineering and Water Resources
Gina Ayala, Director of Public Affairs
Ben Smith, Director of Recharge and Wetland Operations
Leticia Villarreal, Assistant District Secretary
Alex Waite, Engineer

Also Present
Dick Ackerman, Ackerman Consulting
Dennis Cafferty, ETWD
Vu Chu, ETWD
Kathryn Freshley, ETWD
Mike Gaskins, ETWD
Kay Havens, ETWD
Wyatt McClean, ETWD
Mark Monin, ETWD
Peer Swan, IRWD
Paul Weghorts, IRWD
Keith Van Der Maaten, LBCWD
Jim Atkinson, MWD
Paul E. Shoenberger, MWD
Donald Froelich, MNWD
Sherry Wanninger, MNWD
Robert Huang, NV5
Laura Freese, SMWD
Saundra Jacobs, SMWD
Frank Ury, SMWD
Greg Mills, SWD
Brad Reese, SWD
Brett R. Barbre, YLWD
Trudi DesRoches, YLWD
Gene Hernandez, YLWD
Tom Lindsey, YLWD

MWDOC President McVicker called the meeting to order at 8:30 a.m., and OCWD Director Green led the Pledge of Allegiance.

ROLL CALL

MWDOC District Secretary Angela Crespi conducted a roll call attendance of the MWDOC Board of Directors. All Directors were present. Assistant District Secretary Leticia Villarreal conducted a roll call attendance of the OCWD Board of Directors. OCWD Directors Bilodeau, Tran, Weigand, Green, Sheldon, and Jung were present.

TELECONFERENCE SITES

MWDOC Director McVicker, as well as OCWD Directors Bilodeau, Tran, Weigand, Green, Sheldon, and Jung, participated via teleconference locations (all agenda requirements pursuant to the Ralph M. Brown Act requirements were complied with).

PUBLIC COMMENTS

MWDOC President McVicker announced that members of the public wishing to comment on agenda items could do so after the item has been discussed by the Board, and requested that members of the public identify themselves when called on. MWDOC President McVicker asked if any member of the public had any comments on items not on the agenda.

There were no public comments.

ITEMS RECEIVED TOO LATE TO BE AGENDIZED

No items were received.

ITEMS DISTRIBUTED TO THE BOARD LESS THAN 72 HOURS PRIOR TO MEETING

President McVicker inquired as to whether there were any items distributed to the Board less than 72 hours prior to meeting.

No items were distributed to the Board less than 72 hours prior to the meeting.

1. METROPOLITAN COLORADO RIVER NEGOTIATIONS UPDATE

Metropolitan Water District of Southern California Special Projects Manager Shanti Rosset provided a presentation highlighting the Colorado River Reservoirs Management.

Following a brief discussion and question/answer period, the Joint Committee thanked Ms. Shanti Rosset for her presentation.

2. ORANGE COUNTY WATER DISTRICT UPDATE

OCWD Executive Director of Engineering and Water Resources Chris Olsen provided a presentation that highlighted OCWD FY 2025-26 Replenishment Assessment Calculation and OCWD Groundwater Basin Overdraft conditions.

OCWD Director Yoh arrived at 9:20 a.m.

Following a brief discussion and question/answer period, the Joint Committee thanked Mr. Chris Olsen for his presentation.

3. IMPORTED WATER SUPPLY UPDATE

MWDOC Senior Water Resources Analyst Kevin Hostert provided a presentation highlighting a review of Regional Water Supply Conditions.

Following a brief discussion and question/answer period, the Joint Committee thanked Mr. Kevin Hostert for his presentation.

4. ANY FUTURE AGENDA ITEMS

No future agenda items were requested.

5. NEXT MEETING DATE

The next meeting date is October 22, 2025.

ADJOURNMENT

There being no further business to come before the Committee, the meeting was adjourned at 9:41 a.m.

Municipal Water District of Orange County
REVENUE / CASH RECEIPT REPORT
July 2025

Item No. 3a

WATER REVENUES

Date	From	Description		Amount
7/02/2025	City of Seal Beach	May 2025 Water deliveries	$	15,289.91
7/03/2025	City of Buena Park	May 2025 Water deliveries		70,367.99
7/03/2025	El Toro Water District	May 2025 Water deliveries		695,131.61
7/03/2025	Trabuco Canyon Water District	May 2025 Water deliveries		52,961.75
7/07/2025	City of Garden Grove	May 2025 Water deliveries		684,571.13
7/07/2025	Laguna Beach County Water District	May 2025 Water deliveries		413,823.32
7/10/2025	Serrano Water District	May 2025 Water deliveries		11,365.84
7/11/2025	City of Newport Beach	May 2025 Water deliveries		206,376.32
7/11/2025	City of Orange	May 2025 Water deliveries		1,215,272.50
7/11/2025	City of San Clemente	May 2025 Water deliveries		929,285.18
7/11/2025	East Orange Co Water District	May 2025 Water deliveries		860,617.43
7/14/2025	Santa Margarita Water District	May 2025 Water deliveries		2,876,305.07
7/15/2025	Golden State Water Company	May 2025 Water deliveries		966,604.76
7/15/2025	Moulton Niguel Water District	May 2025 Water deliveries		2,885,981.19
7/15/2025	Orange County Water District	May 2025 Water deliveries		125,055.27
7/16/2025	City of La Palma	May 2025 Water deliveries		61,295.51
7/17/2025	Yorba Linda Water District	May 2025 Water deliveries		490,400.41
7/21/2025	Serrano Water District	June 2025 Water deliveries		11,365.84
7/24/2025	City of Garden Grove	June 2025 Water deliveries		765,062.63
7/24/2025	City of La Habra	June 2025 Water deliveries		14,705.97
7/25/2025	City of Brea	June 2025 Water deliveries		7,232.33
7/25/2025	City of Huntington Beach	June 2025 Water deliveries		620,356.29
7/25/2025	Irvine Ranch Water District	June 2025 Water deliveries		761,764.87
7/30/2025	City of Newport Beach	June 2025 Water deliveries		639,105.32
7/30/2025	City of Westminster	June 2025 Water deliveries		8,648.65
7/30/2025	Trabuco Canyon Water District	June 2025 Water deliveries		63,082.95
7/30/2025	Yorba Linda Water District	Duplicate payment due to Bank error (Will be returned)		490,400.41
7/31/2025	Seal Beach	June 2025 Water deliveries		15,568.91
		TOTAL WATER REVENUES	**$**	**15,957,999.36**

Municipal Water District of Orange County
REVENUE / CASH RECEIPT REPORT
July 2025

MISCELLANEOUS REVENUES

Date	From	Description		Amount
7/01/2025	Stripe	6/26/2025 Water Policy dinner registrations	$	15,224.43
7/30/2025	Metropolitan Water District	6/26/2025 Water Policy dinner registrations		1,250.00
7/15/2025	The Westin South Coast Plaza	Deposit refund for the 6/26/2025 Water Policy dinner		484.31
7/07/2025	Judy Pfister	July 2025 Retiree Health insurance		36.88
7/07/2025	Keith Lyon	July 2025 Retiree Health insurance		227.65
7/14/2025	Maribeth Goldsby	July 2025 Retiree Health insurance		306.10
7/14/2025	Steve Hedges	July 2025 Retiree Health insurance		54.20
7/21/2025	Joseph Berg	July 2025 Retiree Health insurance		384.55
7/30/2025	Keith Lyon	August 2025 Retiree Health insurance		227.65
7/31/2025	Karl Seckel	August 2025 Retiree Health insurance		227.65
7/03/2025	Heather Baez	Reimbursement for shipping charges		18.66
7/14/2025	US Bank Custodial Account	Sallie Mae Interest payment		991.78
7/21/2025	US Bank Custodial Account	American Express Interest payment		3,322.47
7/28/2025	US Bank Custodial Account	Discover Bank Interest payment		5,578.77
7/30/2025	US Bank Custodial Account	Leaders Credit Union Interest payment		821.92
7/30/2025	US Bank Custodial Account	Magyar Bank Interest payment		5,082.88
7/31/2025	US Bank	Monthly Interest		126.79
7/03/2025	City of Huntington Beach	April 2025 Spray to Drip rebate program		487.80
7/18/2025	2 Checks	May 2025 Turf Removal rebate program		208.00
7/07/2025	Santa Margarita Water District	April 2025 Rotating Nozzles rebate program		111.00
7/03/2025	Trabuco Canyon Water District	May 2025 Clothes Washers rebate program		145.00
7/21/2025	Laguna Beach County Water District	May 2025 Clothes Washers rebate program		65.00
7/30/2025	El Toro Water District	May 2025 Clothes Washers rebate program		115.00
7/14/2025	Santa Margarita Water District	May 2025 Smartimer and Rotating Nozzles rebate program		110.44
7/07/2025	Mesa Water District	May 2025 Turf Removal and Spray to Drip rebate program		772.00
7/07/2025	Moulton Niguel Water District	April-May 2025 Smartimer, Turf Removal and Clothes Washers rebate program		61,914.00
7/07/2025	Irvine Ranch Water District	May 2025 Smartimer, Turf Removal, Spray to Drip and Rotating Nozzles rebate program		13,810.98
7/16/2025	Trabuco Canyon Water District	Water Loss Control Shared Services FY 2024-25		3,675.00
7/11/2025	City of Newport Beach	Water Loss Control Shared Services FY 2025-26		4,350.00
7/15/2025	City of Santa Ana	Water Loss Control Technical Assistance - E Source CY 2025		12,680.00
7/18/2025	City of Buena Park	Water Loss Control Technical Assistance - E Source CY 2025		22,950.00
7/18/2025	City of San Clemente	Water Loss Control Technical Assistance - E Source CY 2025		10,120.00
7/09/2025	City of Santa Ana	FY 2024-26 Conservation Framework Technical Assistance Program		5,819.00
7/07/2025	Metropolitan Water District	WEEA Sponsorship FY 2025-26		20,000.00
7/30/2025	Eastern Municipal Water District	WEEA Sponsorship FY 2025-26		5,000.00
7/30/2025	Tomorrow's Talent	Partial payment WEEA Sponsorship FY 2025-26		2,500.00
7/11/2025	East Orange Co Water District	FY 2025-26 Annual Retail Service Connection charge		318,008.25
7/15/2025	City of Orange	FY 2025-26 Annual Retail Service Connection charge		505,034.25
7/16/2025	Trabuco Canyon Water District	FY 2025-26 Annual Retail Service Connection charge		63,562.00
7/18/2025	City of Brea	FY 2025-26 Annual Retail Service Connection charge		196,435.25
7/18/2025	City of Buena Park	FY 2025-26 Annual Retail Service Connection charge		294,004.75
7/21/2025	Laguna Beach County Water District	FY 2025-26 Annual Retail Service Connection charge		133,254.50
7/21/2025	Santa Margarita Water District	FY 2025-26 Annual Retail Service Connection charge		1,024,662.75
7/25/2025	City of Huntington Beach	FY 2025-26 Annual Retail Service Connection charge		832,604.25
7/25/2025	Irvine Ranch Water District	FY 2025-26 Annual Retail Service Connection charge		1,839,836.25
7/30/2025	El Toro Water District	FY 2025-26 Annual Retail Service Connection charge		145,332.50
7/30/2025	City of Fountain Valley	FY 2025-26 Annual Retail Service Connection charge		260,439.50
7/30/2025	City of Newport Beach	FY 2025-26 Annual Retail Service Connection charge		401,410.50
7/30/2025	Yorba Linda Water District	FY 2025-26 Annual Retail Service Connection charge		389,530.75
7/31/2025	Seal Beach	FY 2025-26 Annual Retail Service Connection charge		316,681.50
7/30/2025	Orange County Sanitation District	WEROC Funding for FY 2025-26		69,217.11
		TOTAL MISCELLANEOUS REVENUES	**$**	**6,989,214.02**
		TOTAL REVENUES	**$**	**22,947,213.38**

Harvey De La Torre, General Manager

Hilary Chumpitazi, Treasurer

Municipal Water District of Orange County
Disbursement Approval Report
For the month of August 2025

Vendor/ Invoice	Description	Amount to Pay
Core Expenditures:		
ACCO Engineered Systems Inc		
20698979	06/01/25-08/31/25 HVAC preventative maintenance	1,920.00
20713939	07/18/25 Server room HVAC repairs on condenser fan motor and fan controller	4,300.59
144160	04/30/25 Server room HVAC repairs related to installation of pressure transducer	1,483.68
Total		**7,704.27**
Ackerman Consulting-Richard C Ackerman		
1449	July 2025 Legal and regulatory specialized consulting services	3,500.00
Total		**3,500.00**
ACWA Joint Powers Ins Auth		
260	FY 2025-26 Cyber Liability Program premium	7,973.00
460	07/01/25-06/30/26 Annual Excess Crime program renewal	1,434.00
431	07/01/25-06/30/26 Property insurance renewal	10,519.55
Total		**19,926.55**
Aleshire & Wynder LLP		
98310/98303	July 2025 Legal services	1,680.00
Total		**1,680.00**
Alta FoodCraft		
12534115	July 2025 Coffee and tea supplies	134.54
Total		**134.54**
Best Best and Krieger LLP		
55401-JUN25	June 2025 Legal services	15,299.31
Total		**15,299.31**
California Municipal Utilities Assoc		
26-001	California Water for All Legislative PR support effort	10,000.00
26-031	FY 2025-26 Annual membership renewal	11,655.00
Total		**21,655.00**
ComputerWorks NFP Solutions		
6670	Remote Access Premium Plan annual renewal for Accufund	500.00
Total		**500.00**
Green Thumb (Indoor Plant Care) LLC		
20250635	August 2025 Indoor plant service	305.50
Total		**305.50**
Elevated Health Inc		
August 2025	Pre-employment physical for new staff member	145.00
Total		**145.00**

Municipal Water District of Orange County
Disbursement Approval Report
For the month of August 2025

Vendor/ Invoice	Description	Amount to Pay
E Source Companies LLC		
13885	June 2025 Retail Agency Technical Assistance services	3,820.00
Total		**3,820.00**
Edward G Means III		
MWDOC-1322	July 2025 East Orange County Feeder #2 Emergency Pilot Project Consulting services	1,462.50
Total		**1,462.50**
FLO Analytics-Maul Foster & Alongi Inc		
67944	June 2025 GIS Needs Assessment	7,070.00
Total		**7,070.00**
GovConnection Inc		
76665446	Three Microsoft Visio licenses for staff	119.82
76728404	Annual subscription for backup services of servers and Microsoft Online (SharePoint, OneDrive, Email)	6,118.61
Total		**6,238.43**
Hashtag Pinpoint Corporation		
1982	July 2025 Social Media consultation and services	7,913.00
Total		**7,913.00**
Hazen and Sawyer, DPC		
5	June 2025 Development of OC Demand Forecasts for Urban Water Management Plans	39,269.00
Total		**39,269.00**
LA Design Studio-Tony Badalato		
5946	January-June 2025 Consulting services for MWDOC website support and Website Refresh project	12,000.00
5946	January-June 2025 Consulting services for MWDOC website support and Website Refresh project	1,200.00
Total		**13,200.00**
Lawnscape Systems Inc		
454463	July 2025 Landscape maintenance for Atrium	495.00
454464	July 2025 Landscape maintenance for Atrium (additional)	495.00
Total		**990.00**
League of California Cities		
72325	FY 2025-26 Annual membership - Silver Level	2,500.00
Total		**2,500.00**
Phil Letrong		
71325	April-June 2025 Retiree medical premium	555.00
Total		**555.00**

Municipal Water District of Orange County
Disbursement Approval Report
For the month of August 2025

Vendor/ Invoice	Description	Amount to Pay
Hyas Group-Morgan Stanley Capital Management LLC		
11434725189	July-September 2025 Investment Advisor services for 401a and 457b plans	5,000.00
Total		**5,000.00**
Natural Resource Results LLC		
5507	July 2025 Federal Advocacy Agreement services	8,000.00
Total		**8,000.00**
NDS		
853372	07/03/25 Board packet delivery & HR drop-off services	234.27
853428	07/11/25 Board packet delivery service	171.39
Total		**405.66**
Office Solutions		
I-02325196	07/09/25 Office supplies	83.99
I-02325934	07/11/25 Office supplies	535.50
I-02328066	07/23/25 Office supplies	19.30
I-02328905	07/28/25 Office supplies	19.30
I-02330848	08/05/25 Office supplies	267.63
Total		**925.72**
ODP Business Solutions LLC		
429311855001	07/30/25 Office supplies	131.96
432646872001	08/04/25 Office supplies	189.88
Total		**321.84**
Orange County Coastkeeper Inc		
2025-936	Coastal Cleanup Day - Supporter Sponsorship	500.00
Total		**500.00**
Orange County Water District		
27611	June 2025 Postage, shared office & maintenance expense	12,210.79
Total		**12,210.79**
Outdoor Dimensions		
0543857	07/29/25 Name plate for new staff	141.38
Total		**141.38**
PeopleSpace		
INV103074	Final deposit payment for office conversion furniture	6,935.19
Total		**6,935.19**
Education & Outreach Company-Project Energy Savers LLC		
25-656	Promotional Item - Branded playing cards with water saving tips	3,980.25
Total		**3,980.25**

Municipal Water District of Orange County
Disbursement Approval Report
For the month of August 2025

Vendor/ Invoice	Description	Amount to Pay
Soto Resources-Joey C Soto		
GA-JUL-103	July 2025 Grant Research and Acquisition	3,250.00
Total		**3,250.00**
Stetson Engineers Inc		
1543-29-2024	FY 2024-25 Member Agency Consumer Confidence Reports	49,212.25
Total		**49,212.25**
Steven Enterprises Inc		
61670	Annual maintenance contract renewal for plotter	805.00
Total		**805.00**
Syrus Devers Advocacy LLC		
1119	July 2025 State Legislative Advocacy services	8,000.00
Total		**8,000.00**
USAFact Inc		
2507508	June 2025 Background check for new hire	130.29
20250982	July 2025 Background check for new hire	28.91
Total		**159.20**
Whittingham Public Affairs Advisors-WPAA		
003022	July 2025 Strategic guidance on local & regional issues	5,000.00
003062	August 2025 Strategic guidance on local & regional issues	5,000.00
Total		**10,000.00**
Total Core Expenditures		**263,715.38**

Choice Expenditures:

ACWA Joint Powers Ins Auth		
431	07/01/25-06/30/26 Property insurance renewal for Water Loss Control vehicles and equipment	603.69
Total		**603.69**
Mission RCD		
3516	July 2025 Field inspection and verification for Water Use Efficiency rebate programs	1,724.00
Total		**1,724.00**
Office Solutions		
I-02325197	07/09/25 Supplies for Water Loss Control Shared Services	56.93
Total		**56.93**
Orange County Water District		
27611	June 2025 Postage, shared office & maintenance expense	48.73
Total		**48.73**

Municipal Water District of Orange County
Disbursement Approval Report
For the month of August 2025

Vendor/ Invoice	Description	Amount to Pay
Westerly Meter Service Co.-Lane M Matsuno		
17913	June 2025 Meter Accuracy Testing for Mesa Water District	1,800.00
17917	June 2025 Meter Accuracy Testing for Mesa Water District	1,600.00
Total		**3,400.00**
Total Choice Expenditures		**5,833.35**

Other Funds Expenditures:

ACWA Joint Powers Ins Auth		
431	07/01/25-06/30/26 Property insurance renewal for WEROC Mobile EOC	4,034.38
Total		**4,034.38**
CSU Fullerton ASC		
AR175339	WEROC Water/Wastewater Atlas wall map prints for Member Agencies from Center for Demographic Research	1,961.53
Total		**1,961.53**
E Source Companies LLC		
13885	June 2025 Retail Agency Technical Assistance services	28,843.89
Total		**28,843.89**
Herndon Solutions Group LLC		
INV-0000011064	July 2025 servcies to assist with the American Infrastructure Act compliance	12,880.00
INV-0000011065	July 2025 servcies to assist with the American Infrastructure Act compliance	24,380.00
Total		**37,260.00**
Mission RCD		
3516	July 2025 Field inspection and verification for Water Use Efficiency rebate programs	13,030.80
Total		**13,030.80**
NV5 Geospatial		
461633	July 2025 Dedicated Irrigation Meter Measurement services (YLWD)	4,133.28
Total		**4,133.28**
Total Other Funds Expenditures		**89,263.88**
Total Expenditures		**358,812.61**

Municipal Water District of Orange County
Disbursement Ratification Report
For the Month of July 2025

Name/ Date	Check/ EFT	Invoice	Description	Amount
Core Disbursements:				
Tiffany Baca				
7/31/2025	EFT	62625	June 2025 Business expense	130.88
Total				**130.88**
Heather Baez				
7/31/2025	EFT	61825	June 2025 Business expense	78.22
Total				**78.22**
Trenton Blue				
7/31/2025	EFT	61425	June 2025 Business expense	19.95
Total				**19.95**
Cristal Castro				
7/31/2025	EFT	52925	May 2025 Business expense	46.12
Total				**46.12**
Hilary Chumpitazi				
7/31/2025	EFT	61125	June 2025 Business expense	154.50
Total				**154.50**
Corodata Records Management Inc				
7/31/2025	EFT	RS7098286	June 2025 Records Storage fees	74.15
Total				**74.15**
Randall Crane				
7/31/2025	EFT	61925	June 2025 Business expense	133.82
Total				**133.82**
Rachel Davis				
7/31/2025	EFT	52925	May 2025 Business expense	180.06
Total				**180.06**
Larry Dick				
7/31/2025	EFT	62625	June 2025 Business expense	119.00
Total				**119.00**
Hugo Escamilla				
7/31/2025	EFT	61425	June 2025 Business expense	34.72
Total				**34.72**
Sam Fetter				
7/31/2025	EFT	50925	01/21/25-05/09/25 Education reimbursement	4,958.00
Total				**4,958.00**
Melissa Haley				
7/31/2025	EFT	61925	June 2025 Business expense	202.78
Total				**202.78**
Al Nederhood				
7/31/2025	EFT	62625	June 2025 Business expense	182.28
Total				**182.28**

Municipal Water District of Orange County
Disbursement Ratification Report
For the Month of July 2025

Name/ Date	Check/ EFT	Invoice	Description	Amount
Jasmine Orozco				
7/15/2025	EFT	42925	April 2025 Business expense	223.86
7/15/2025	EFT	52825	May 2025 Business expense	52.22
7/31/2025	EFT	62725	June 2025 Business expense	30.94
Total				**307.02**
Petty Cash				
7/07/2025	144091	OCT24-JUN25	10/07/24-06/30/25 Petty cash reimbursement	298.55
Total				**298.55**
Megan Schneider				
7/31/2025	EFT	63025	June 2025 Business expense	131.56
Total				**131.56**
Karl Seckel				
7/31/2025	EFT	62625	June 2025 Business expense	48.30
Total				**48.30**
Spectrum Business				
7/07/2025	144092	188955001062125	July 2025 Internet expense	1,034.00
Total				**1,034.00**
Jeffery Thomas				
7/31/2025	EFT	62625	June 2025 Business expense	120.40
Total				**120.40**
Verizon Wireless				
7/07/2025	144093	6116794090	June 2025 4G Mobile broadband unlimited service	80.02
Total				**80.02**
Katie Vincent				
7/31/2025	EFT	61425	June 2025 Business expense	38.78
Total				**38.78**
US Bank				
7/31/2025	144142	2978/4192/8910/1189-JUN25	05/23/25-06/23/25 Cal Card Charges	18,531.06
Total				**18,531.06**
Total Core Disbursements				**26,904.17**

Choice Disbursements:

Petty Cash				
7/07/2025	144091	OCT24-JUN25	10/07/24-06/30/25 Petty cash reimbursement	96.04
Total				**96.04**
US Bank				
7/31/2025	144142	8910-JUN25	05/23/25-06/23/25 Cal Card Charges	1,873.78
Total				**1,873.78**
US Bank Voyager Fleet Systems				
7/31/2025	EFT	8694349932526	05/25/25-06/24/25 Fuel for Water Loss Control Shared Services Vehicles	764.84
Total				**764.84**
Total Choice Disbursements				**2,734.66**

Municipal Water District of Orange County
Disbursement Ratification Report
For the Month of July 2025

Name/ Date	Check/ EFT	Invoice	Description	Amount
Other Funds Disbursements:				
AT&T				
7/15/2025	144124	23684214	June 2025 Telephone expense for WEROC N. EOC	40.43
Total				**40.43**
Gabriela Landeros				
7/31/2025	EFT	42925	April 2025 Business expense	71.06
7/31/2025	EFT	52725	May 2025 Business expense	103.39
7/31/2025	EFT	62525	June 2025 Business expense	46.69
Total				**221.14**
Mesa Water District				
7/15/2025	EFT	11814	May 2025 Credit for Local Resource Program	59,017.43
Total				**59,017.43**
Metropolitan Water District				
7/31/2025	EFT07312025	11865	May 2025 Water deliveries	15,512,502.71
Total				**15,512,502.71**
Petty Cash				
7/07/2025	144091	OCT24-JUN25	10/07/24-06/30/25 Petty cash reimbursement	10.00
Total				**10.00**
Santiago Aqueduct Commission				
7/31/2025	144138	52025	May 2025 SAC Pipeline Operation Surcharge	2,864.83
Total				**2,864.83**
Santa Margarita Water District				
7/31/2025	EFT	52025	May 2025 SCP Operation Surcharge	27,509.13
Total				**27,509.13**
Janine Schunk				
7/31/2025	144139	62325	June 2025 Business expense	79.47
Total				**79.47**
Spray to Drip Rebate				
7/15/2025	144103	S2D5-R-O-47279-18948	B. Dinh	2,536.21
7/15/2025	144122	S2D7-C-IRWD-54611-23596	Woodbridge Stonegate Main Assn	29,728.00
7/15/2025	144115	S2D7-C-MNT-51655-23641	Pacific Island Village Ii HOA	9,821.00
7/15/2025	144098	S2D7-C-SOCO-54399-23746	Blue Lantern Property LLC	3,063.00
7/15/2025	144094	S2D7-C-SOCO-54611-23763	Antigua HOA	14,824.00
7/15/2025	144101	S2D7-C-YLWD-51560-23703-PA	City Of Yorba Linda	2,644.35
7/15/2025	144096	S2D7-R-BREA-54790-23700	D. Bermani	1,361.00
7/15/2025	144106	S2D7-R-IRWD-54687-23595	K. Kadlec	506.28
7/15/2025	144102	S2D7-R-IRWD-54802-23695	M. Cohen	390.00
Total				**64,873.84**
Turf Rebate				
7/15/2025	144109	TR15-R-BREA-47483-46071	M. Kennedy	573.00
7/15/2025	144113	TR16-R-O-51047-49628	N. Lucia	3,665.00
7/15/2025	144123	TR17-C-IRWD-54611-53331	Woodbridge Stonegate Main Assn	67,593.00
7/15/2025	144119	TR17-C-IRWD-54616-53234	Socal Network	21,430.00
7/15/2025	144116	TR17-C-MNT-51655-53379	Pacific Island Village Ii HOA	29,308.00
7/15/2025	144112	TR17-C-SM-42600-53393	Lf Maintenance Corp	73,047.00
7/15/2025	144111	TR17-C-SM-54336-53128	Ladera Ranch Maintenance Corporation	12,017.00

Municipal Water District of Orange County
Disbursement Ratification Report
For the Month of July 2025

Name/ Date	Check/ EFT	Invoice	Description	Amount
Turf Rebate (continued)				
7/15/2025	144100	TR17-C-SOCO-26835-53298-ADJ	Cape Cove HOA	100.00
7/15/2025	144097	TR17-R-BREA-54790-53457	D. Bermani	3,117.00
7/15/2025	144114	TR17-R-FV-54786-53448	V. Nguyen	2,263.02
7/15/2025	144108	TR17-R-GSWC-51781-53342	I. Kalkanci	5,000.00
7/15/2025	144110	TR17-R-GSWC-54724-53374	T. Kim	1,681.96
7/15/2025	144118	TR17-R-HB-54547-53147	C. Slater	6,585.00
7/15/2025	144107	TR17-R-IRWD-54687-53317	K. Kadlec	2,355.36
7/15/2025	144120	TR17-R-IRWD-54775-53435	A. Tsou	2,372.00
7/15/2025	144095	TR17-R-MNT-54741-53396-NS	S. Banis	11,000.00
7/15/2025	144117	TR17-R-MNT-54848-53526	T. Ruff	13,692.00
7/15/2025	144121	TR17-R-MNT-54875-53569	E. Wolfe	6,664.00
7/15/2025	144105	TR17-R-O-51917-50403	C. George	2,887.00
7/15/2025	144104	TR17-R-SM-54804-53471	T. Dutton	1,716.00
7/15/2025	144099	TR17-R-YLWD-54394-52924	N. Campbell	4,938.00
Total				**272,004.34**
US Bank				
7/31/2025	144142	3115-JUN25	05/23/25-06/23/25 Cal Card Charges - WEROC	997.25
Total				**997.25**
Verizon Wireless				
7/07/2025	144093	6116794090	June 2025 4G Mobile broadband unlimited service	220.08
Total				**220.08**
Total Other Funds Disbursements				**15,940,340.65**
Total Disbursements				**15,969,979.48**

Harvey De La Torre, General Manager

Hilary Chumpitazi, Treasurer

Cal Card Charges
Statement Date: June 23, 2025
Payment Date: July 31, 2025

Date	Description	Amount
General Manager Card:		
5/23/2025	AWWA Water Education Seminar in Orange, CA on 08/13/25 - Registration for G. Zavala, H. Escamilla, and T. Blue	345.00
5/23/2025	Lunch for MWDOC All Staff Meeting on 05/21/25	1,044.10
5/27/2025	CSDA Legislative Days in Sacramento, CA on 05/20/25 - Refund for hotel clerical charging error on accommodations for H. Baez	(227.46)
5/29/2025	May 2025 Meals for H. De La Torre's meetings	317.34
6/02/2025	Legislative Day in Sacramento, CA from 06/10/25-06/11/25 - Airfare for K. Seckel	590.95
6/03/2025	Western Chapter International Society of Arboriculture ArcGIS and Arboriculture: Transforming Tree Data into Actionable Insights webinar on 06/11/25 - Registration for R. Waite-Harvey	30.00
6/03/2025	Department of Water Resources Water Education Committee Meeting in Yosemite, CA from 06/03/25-06/06/25 - Accommodations for S. Wilson	801.60
6/04/2025	Catering for WUE Workgroup and Learning Network meeting on 06/05/25	1,205.40
6/05/2025	California Council for Environmental and Economic Balance 2025 Summer Issues Seminar in Olympic Valley, CA from 07/14/25-07/17/25 - Accommodations for R. Crane, M. Yoo Schneider and H. Baez	977.10
6/05/2025	CSDA 2025 Annual Conference in Monterey, CA from 08/25/25-08/28/25 - Airfare for H. Baez	598.00
6/06/2025	California Council for Environmental and Economic Balance 2025 Summer Issues Seminar in Olympic Valley, CA from 07/14/25-07/17/25 - Registration for R. Crane and H. Baez	580.00
6/09/2025	California Council for Environmental and Economic Balance 2025 Summer Issues Seminar in Olympic Valley, CA from 07/14/25-07/17/25 - Airfare for R. Crane and H. Baez	777.92
6/11/2025	June 2025 Meals for H. De La Torre's meetings	264.68
6/11/2025	Legislative Day in Sacramento, CA from 06/10/25-06/11/25 - Accommodations for K. Seckel	310.28
6/18/2025	CSDA Essential Leadership Skills Certificate Fee for M. Baum-Haley	65.00
Total:		**7,679.91**
Assistant General Manager Card:		
5/29/2025	May 2025 Meals for M. Baum-Haley's meeting	65.06
6/19/2025	Grammarly annual subscription from 06/19/25-06/18/26	222.42
6/20/2025	June 2025 Meals for M. Baum-Haley's meeting	98.70
Total:		**386.18**
WEROC Card:		
5/22/2025	Safety locks for the WEROC Mobile EOC cabinets	21.74
5/27/2025	ClassMarker software services for WEROC trainings and planning meetings	198.00
6/02/2025	International Association of Emergency Managers (IAEM-USA) individual membership dues for G. Landeros	199.00
6/09/2025	WEROC Mobile EOC car wash	100.00
6/12/2025	Lunch for WEROC G402 Elected Officials and Executives Training - Special order for attendees with food allergies	78.51
6/12/2025	Lunch for WEROC G402 Elected Officials and Executives Training	400.00
Total:		**997.25**

Cal Card Charges
Statement Date: June 23, 2025
Payment Date: July 31, 2025

Date	Description	Amount
Public Affairs Card:		
5/29/2025	May 2025 Meals for D. Micalizzi's meeting	43.32
6/03/2025	June 2025 Monthly Public Storage Unit for Public Affairs	840.00
6/06/2025	Department of Water Resources Education Committee Conference in Yosemite, CA from 06/03/25-06/06/25 - Meals and Accommodation for T. Baca and S. Wilson	1,352.83
6/15/2025	Team welcome lunch for new Public Affairs Manager	111.45
6/17/2025	Hootsuite annual subscription for professional editorial calendar and social media management	1,188.00
6/17/2025	Poster Contest gift cards for our 40 winning students	1,000.00
6/17/2025	06/26/25 Water Policy Dinner centerpieces	236.45
6/17/2025	Lunch for Poster Contest Awards Ceremony	2,150.95
6/17/2025	June 2025 Open AI monthly subscription, language processing tool	20.00
6/17/2025	Supplies for Poster Contest Awards Ceremony	17.15
6/17/2025	Frame for Inside the Outdoors Girl Scouts participation	152.95
6/18/2025	Name plates for Poster Contest Awards Ceremony	333.25
6/19/2025	06/26/25 Water Policy Dinner speaker gift	50.00
Total:		**7,496.35**
Administration Card:		
5/22/2025	Los Angeles Times annual unlimited digital access subscription	103.48
5/23/2025	Lunch for CalWEP Board meeting on 05/27/25	651.16
5/24/2025	June 2025 service charge for evaluation of Microsoft Dynamics ERP system	6.00
5/25/2025	May 2025 monthly web hosting and database charges	152.99
5/26/2025	Two 2-packs of USB type C to 3.5 female adapters	17.38
5/30/2025	Supplies for staff retirement event on 06/30/25	76.38
5/30/2025	Office supplies	33.19
5/30/2025	Office supplies	78.30
5/31/2025	Lunch for HR Interviews on 05/30/25	45.69
6/01/2025	Supplies for staff retirement event on 06/30/25	8.69
6/03/2025	Replacement water filters for breakroom refrigerators	100.02
6/03/2025	Lunch for management staff meeting 06/02/25	225.00
6/03/2025	Supplies for staff retirement event on 06/30/25	34.79
6/03/2025	Two wired headphones with microphone for new staff	53.70
6/03/2025	Office supplies	45.41
6/03/2025	Name plate for staff for board meeting	117.29
6/04/2025	Sympathy flowers for two staff members	229.97
6/04/2025	Logitech lift vertical ergonomic mouse and receiver for staff	86.99
6/05/2025	Decorations for staff retirement event on 06/30/25	21.51
6/05/2025	Maintenance service for WLC Shared Services truck	1,873.78
6/06/2025	Sympathy flowers for staff	113.07
6/08/2025	Supplies for WEROC training	108.74
6/08/2025	4K HDMI extension cable for conference room 103	6.51
6/09/2025	Bitwarden Password Manager Team Plan for three agents - Annual subscription for IT	144.00
6/10/2025	2-pack of keystone pigtail cable/8-inches for conference room	17.35
6/12/2025	Three 20 ft HDMI cables for GM, conference rooms 102 and 103	41.55
6/13/2025	Adhesive hooks, Cisco Business switch, and network jack for IT	134.81
6/14/2025	Lunch for HR interviews on 06/13/25	41.46
6/14/2025	Three USB 3.0 to Ethernet adapters for GM, conference rooms 102 and 103	30.63
6/17/2025	June 2025 Wireless Internet Backup	45.00
6/17/2025	June 2025 cloud storage fee to archive Laserfiche documents for compliance/immutability	32.56

Cal Card Charges
Statement Date: June 23, 2025
Payment Date: July 31, 2025

Date	Description	Amount
Administration Card (continued)		
6/17/2025	Employee 5-year service award	50.00
6/19/2025	Monthly charge for 500GB of SharePoint storage	105.00
6/19/2025	July 2025 eFax service charge	10.00
Total:		**4,842.40**

Municipal Water District of Orange County
GM Approved Disbursement Report [1]
For the Month of July 2025

Name/ Date	Check/ EFT	Invoice	Description	Amount
Core Disbursements:				
Aleshire & Wynder LLP				
7/31/2025	EFT	97296	June 2025 Legal services	1,012.50
Total				**1,012.50**
GovConnection Inc				
7/31/2025	EFT	76617350	Additional PowerBI Pro license for new Data Analyst	26.73
Total				**26.73**
Metropolitan West Inc				
7/31/2025	144133	12660	Installation of the privacy room glass door film	650.00
Total				**650.00**
County of Orange				
7/31/2025	EFT	GA25260059	FY 2025-26 LAFCO Costs	51,380.70
Total				**51,380.70**
Outdoor Dimensions LLC				
7/31/2025	144137	543044	Signage for office	114.19
Total				**114.19**
SMS Datacenter-Groupo SMS USA LLC				
7/18/2025	EFT	43152	July 2025 IT Support services	4,590.00
7/31/2025	EFT	43319	Final payment - FY 2024-25 Projects and associated Time & Material services	13,650.00
Total				**18,240.00**
Urban Water Institute				
7/31/2025	144141	1475	Spring 2025 Conference in Palm Springs, CA from 02/25/25-02/28/25 - Registration for D. Micalizzi, H. De La Torre, A. Nederhood, and J. Thomas	3,580.00
7/31/2025	144141	1476	Spring 2025 Conference in Palm Springs, CA from 02/25/25-02/28/25 - Speaker's Registration for T. Baca	525.00
Total				**4,105.00**
Total Core Disbursements				**75,529.12**
Choice Disbursements:				
Orange County Dept of Education				
7/31/2025	144136	94UI3053	June 2025 Choice School Program for grades 3-8	13,915.21
Total				**13,915.21**
Total Choice Disbursements				**13,915.21**

Municipal Water District of Orange County
GM Approved Disbursement Report [1]
For the Month of July 2025

Name/ Date	Check/ EFT	Invoice	Description	Amount
Other Funds Disbursements:				
Animal Pest Management Services Inc				
7/31/2025	EFT	737683	Rodent inspection services at the WEROC Peters Canyon Staging Base on 04/30/25	85.00
Total				**85.00**
Total Other Funds Disbursements				**85.00**
Total Disbursements				**89,529.33**

Harvey De La Torre, General Manager

Hilary Chumpitazi, Treasurer

[1] For disbursements that did not make the cut-off of previous month's Disbursement Approval report. Disbursements are approved by GM for payment and need A & F Committee ratification.

Municipal Water District of Orange County
Consolidated Summary of Cash and Investment
June 30, 2025

Street Address:
18700 Ward Street
Fountain Valley, California 92708

Mailing Address:
P.O. Box 20895
Fountain Valley, CA 92728-0895

(714) 963-3058
Fax: (714) 964-9389
www.mwdoc.com

Bob McVicker, P.E., D.WRE
President

Jeffery M. Thomas
Vice President

Randall Crane, Ph.D.
Director

Larry D. Dick
Director

Al Nederhood
Director

Karl W. Seckel, P.E.
Director

Megan Yoo Schneider, P.E.
Director

Harvey F. De La Torre
General Manager

MEMBER AGENCIES

City of Brea
City of Buena Park
East Orange County Water District
El Toro Water District
Emerald Bay Service District
City of Fountain Valley
City of Garden Grove
Golden State Water Co.
City of Huntington Beach
Irvine Ranch Water District
Laguna Beach County Water District
City of La Habra
City of La Palma
Mesa Water District
Moulton Niguel Water District
City of Newport Beach
City of Orange
Orange County Water District
City of San Clemente
Santa Margarita Water District
City of Seal Beach
Serrano Water District
South Coast Water District
Trabuco Canyon Water District
City of Tustin
City of Westminster
Yorba Linda Water District

District investments and cash balances are held in various funds designated for certain purposes as follows:

Fund	Book Value	% of Portfolio
Restricted Reserves		
WEROC Operating Fund	$ 413,703	2.69%
Pension 115 Trust	1,999,765	12.99%
Total Restricted Reserves	$2,413,468	15.68%
Designated Reserves		
Operating Reserves	$4,058,262	26.36%
Election Reserve	1,709,967	11.10%
OPEB Reserve	297,147	1.93%
Total Designated Reserves	$6,065,376	39.39%
General Operations Fund	$5,078,492	32.99%
Water Purchase Payments Fund	3,541,463	23.00%
Conservation Fund	(1,721,886)	(11.18%)
Trustee Activities – AMP	18,564	0.12%
Total Other Funds	$6,916,633	44.93%
Total	**$15,395,477**	**100.00%**

The funds are invested as follows:

Term of Investment	% of Portfolio	Book Value	Market Value
Cash	4.81%	$ 740,541	$ 740,541
Pension 115 Trust	12.99%	1,999,765	1,999,765
Short-term investment			
• LAIF	32.82%	5,053,304	5,053,304
• CAMP	29.24%	4,501,883	4,501,883
Long-term investment			
• US Government Issues	1.62%	249,984	244,685
• Corporate Bond	7.80%	1,200,000	1,191,401
• Certificates of Deposit	10.72%	1,650,000	1,649,252
Total	**100.00%**	**$15,395,477**	**$15,380,831**

The average number of days to maturity/call as of June 30, 2025, equaled 158 and the average yield to maturity is 3.910%. During the month of June 2025, the District's average daily balance was $19,909,586.43. Funds were invested in US Bank, Pension 115 Trust, Negotiable Certificate of Deposits, Corporate Bonds, US Government Issues, Local Agency Investment Funds (LAIF) and California Asset Management Program (CAMP).

The ($14,646) difference between the book value and the market value on June 30, 2025, represents the exchange difference if all investments had been liquidated on that date. Since it is the District's practice to "buy and hold" investments until maturity, the market values are a point of reference, not an indication of actual loss or gain. There are no current plans or cash flow requirements identified in the near future that would require the sale of these securities prior to maturity.

Harvey De La Torre
General Manager

Hilary Chumpitazi
Treasurer

MUNICIPAL WATER DISTRICT OF ORANGE COUNTY

Portfolio Management - Portfolio Summary

June 30, 2025

6/30/2025	Par Value	Market Value	Book Value	% of Portfolio	Days to Mat/Call	YTM @ Cost
Negotiable Certificate Of Deposit	1,650,000.00	1,649,252.50	1,650,000.00	13.04	1,059	3.679
Corporate Bond	1,200,000.00	1,191,401.00	1,200,000.00	9.48	189	1.518
US Government Issues	250,000.00	244,685.00	249,983.87	1.98	57	0.860
Local Agency Investment Funds	5,053,304.01	5,053,304.01	5,053,304.01	39.93	1	4.269
California Asset Management Program	4,501,882.70	4,501,882.70	4,501,882.70	35.57	1	4.400
Total Investments	**12,655,186.71**	**12,640,525.21**	**12,655,170.58**	**100.00**	**158**	**3.910**
Cash						
Cash	740,541.24	740,541.24	740,541.24		1	0.00
Pension 115 Trust	1,999,764.90	1,999,764.90	1,999,764.90		1	0.00
Total Cash and Investments	**15,395,492.85**	**15,380,831.35**	**15,395,476.72**		**158**	**3.910**

Total Earnings	Month Ending June	Fiscal Year to Date
Current Year	**61,267.85**	**1,013,152.05**
Average Daily Balance	**19,909,586.43**	
Effective Rate of Return	**3.910%**	

We certify that this report reflects the cash and investments of the Municipal Water District of Orange County and is in conformity with the Government Code requirements and the District Investment Policy and Guidelines in effect at the time of investment. The Investment Program herein shown provides sufficient cash flow liquidity to meet the next six month's estimated expenditure. The source for the market values are from U.S. Bank. Per Resolution 2059 there are no compliance exceptions to report.

Harvey De La Torre, General Manager — Date: 08/07/2025

Hilary Chumpitazi, Treasurer — Date: 08/07/2025

MUNICIPAL WATER DISTRICT OF ORANGE COUNTY
Portfolio Management
Long-Term Portfolio Details - Investments
June 30, 2025

Issuer	CUSIP/Ticker	Settlement Date	Par Value	Market Value	Book Value	Coupon Rate	YTM @ Cost	Days To Call/Maturity	Maturity Date
Negotiable Certificate Of Deposit									
American Express Bank	02589ADE9	7/20/2022	200,000.00	197,548.00	200,000.00	3.350	3.350	750	7/20/2027
Discover Bank	2546736R2	7/26/2023	250,000.00	253,567.50	250,000.00	4.500	4.500	1,120	7/24/2028
Leaders Credit Union	52171MAN5	8/30/2024	250,000.00	249,545.00	250,000.00	4.000	4.000	1,522	8/30/2029
Magyar Bank	55977RCD3	7/30/2024	250,000.00	250,430.00	250,000.00	4.100	4.100	1,491	7/30/2029
Sallie Mae Bank	7954507A7	7/14/2021	200,000.00	193,892.00	200,000.00	1.000	1.000	379	7/14/2026
State Bank of India	8562852Q3	8/10/2023	250,000.00	256,112.50	250,000.00	4.550	4.550	1,137	8/10/2028
Toyota Financial SGS Bank	89235MPD7	9/27/2022	250,000.00	248,157.50	250,000.00	3.650	3.650	814	9/22/2027
Sub Total			**1,650,000.00**	**1,649,252.50**	**1,650,000.00**	**3.679**	**3.679**	**1,059**	
US Government Issues									
FHLB	3130ALGR9	3/1/2021	250,000.00	244,685.00	249,983.87	0.850	0.860	57	2/26/2026
Sub Total			**250,000.00**	**244,685.00**	**249,983.87**	**0.850**	**0.860**	**57**	
Corporate Bond									
Bank of America Corp	06048WK41	12/7/2020	250,000.00	246,542.50	250,000.00	1.000	0.800	148	11/25/2025
Citigroup Global Markets	17328WFZ6	9/16/2020	250,000.00	247,490.00	250,000.00	1.000	1.000	78	9/16/2025
JP Morgan Chase	48128GV56	8/18/2020	250,000.00	248,265.00	250,000.00	0.800	0.800	49	8/18/2025
Morgan Stanley Fin LLC	61766YKH3	6/29/2022	200,000.00	200,106.00	200,000.00	4.500	4.500	729	6/29/2027
Societe Generale	83369MD25	8/19/2020	250,000.00	248,997.50	250,000.00	1.300	1.088	50	8/19/2025
Sub Total			**1,200,000.00**	**1,191,401.00**	**1,200,000.00**	**1.604**	**1.518**	**189**	
Total Investments			**3,100,000.00**	**3,085,338.50**	**3,099,983.87**	**2.648**	**2.615**	**641**	

Total Earnings	Month Ending June	Fiscal Year To Date
Current Year	6,713.00	81,362.18

MUNICIPAL WATER DISTRICT OF ORANGE COUNTY
Portfolio Management
Short-Term Portfolio Details - Cash and Investments
June 30, 2025

Investments	CUSIP/Ticker	Settlement Date	Par Value	Market Value	Book Value	Coupon Rate	YTM @ Cost	Days To Call/Maturity	Maturity Date
Local Agency Investment Funds									
LAIF LGIP	LAIF	6/30/2010	5,053,304.01	5,053,304.01	5,053,304.01	4.269	4.269	1	N/A
Sub Total			**5,053,304.01**	**5,053,304.01**	**5,053,304.01**	**4.269**	**4.269**	**1**	
California Asset Management Program									
CAMP LGIP	CAMP6269	4/1/2025	4,501,882.70	4,501,882.70	4,501,882.70	4.400	4.400	1	N/A
Sub Total			**4,501,882.70**	**4,501,882.70**	**4,501,882.70**	**4.400**	**4.400**	**1**	
Total Investments			**9,555,186.71**	**9,555,186.71**	**9,555,186.71**	**4.331**	**4.331**	**1**	
Cash									
Petty Cash Cash	CASH	7/1/2010	500.00	500.00	500.00	0.000	0.000	1	N/A
US Bank Cash	CASHUSBANK	7/25/2018	740,041.24	740,041.24	740,041.24	0.000	0.000	1	N/A
Pension 115 Trust	PENSION115TRUST	7/31/2018	1,999,764.90	1,999,764.90	1,999,764.90	0.000	0.000	1	N/A
Total Cash			**2,740,306.14**	**2,740,306.14**	**2,740,306.14**	**0.000**	**0.000**	**1**	
Total Cash and Investments			**12,295,492.85**	**12,295,492.85**	**12,295,492.85**	**4.331**	**4.331**	**1**	

Total Earnings	Month Ending June	Fiscal Year To Date
Current Year	54,554.85	931,789.87

Municipal Water District of Orange County
Cash and Investments at June 30, 2025

ALLOCATION	AMOUNT	%
MWDOC		
Restricted Reserves		
WEROC Operating Fund	$ 413,703	2.69%
Pension 115 Trust	1,999,765	12.99%
Total Restricted Reserves	$ 2,413,468	15.68%
Designated Reserves		
Operating Reserve	$ 4,058,262	26.36%
Election Reserve	1,709,967	11.10%
OPEB Reserve	297,147	1.93%
Total Designated Reserves	$ 6,065,376	39.39%
General Operations Fund	$ 5,078,492	32.99%
Water Purchase Payments Fund	3,541,463	23.00%
Conservation Fund	(1,721,886)	-11.18%
Total Other Funds	$ 6,898,069	44.81%
TOTAL MWDOC	$ 15,376,913	99.88%
TRUSTEE ACTIVITIES		
AMP Sales Admin	$ 18,564	0.12%
TOTAL TRUSTEE ACTIVITIES	$ 18,564	0.12%
TOTAL CASH & INVESTMENTS	**$ 15,395,477**	**100.00%**

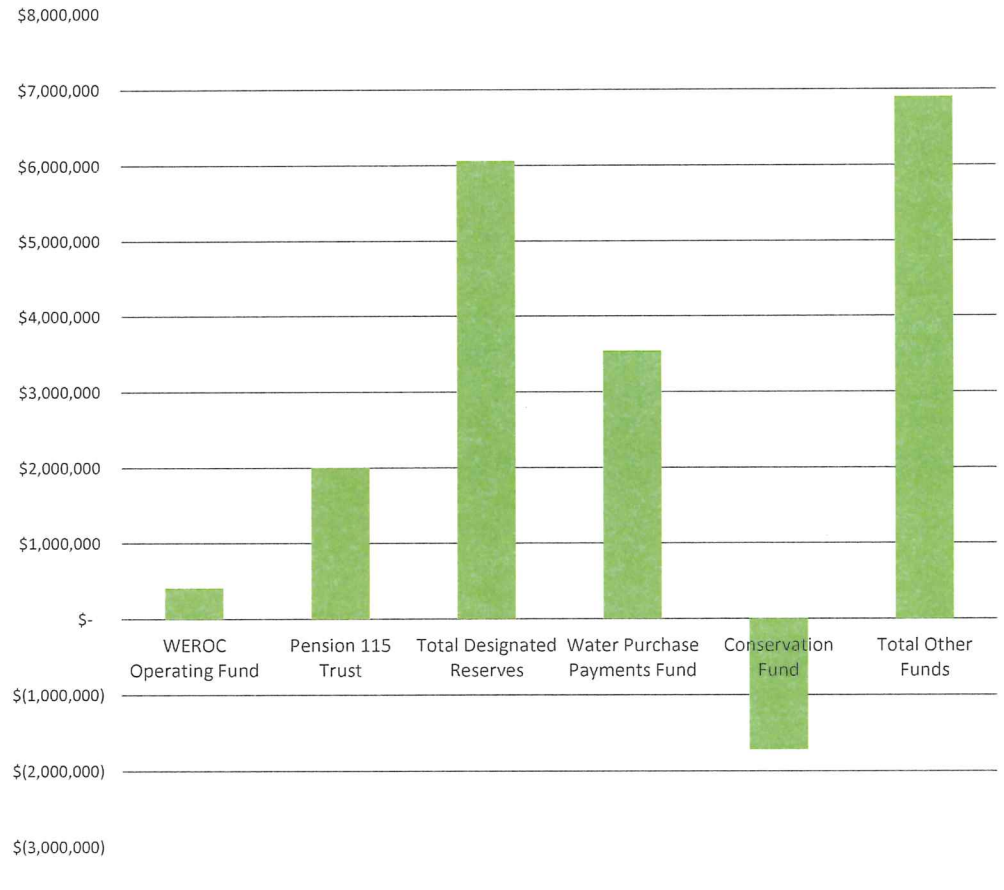

PARS PUBLIC AGENCY RETIREMENT SERVICES

Item No. 3d

MUNICIPAL WATER DIST OF ORANGE COUNTY
PARS Post-Employment Benefits Trust

Account Report for the Period
6/1/2025 to 6/30/2025

Hilary Chumpitazi
Accounting Manager
Municipal Water Dist of Orange County
18700 Ward Street
Fountain Valley, CA 92708

Account Summary

Source	Balance as of 6/1/2025	Contributions	Earnings	Expenses	Distributions	Transfers	Balance as of 6/30/2025
OPEB	$3,042,112.80	$0.00	$92,355.56	$1,465.27	$0.00	$0.00	$3,133,003.09
PENSION	$2,334,629.46	$0.00	$70,877.06	$1,124.50	$0.00	$0.00	$2,404,382.02
Totals	$5,376,742.26	$0.00	$163,232.62	$2,589.77	$0.00	$0.00	$5,537,385.11

Investment Selection

Source	
OPEB	Moderate - Strategic Blend
PENSION	Moderate - Strategic Blend

Investment Objective

Source	
OPEB	The dual goals of the Moderate Strategy are growth of principal and income. It is expected that dividend and interest income will comprise a significant portion of total return, although growth through capital appreciation is equally important. The portfolio will be allocated between equity and fixed income investments.
PENSION	The dual goals of the Moderate Strategy are growth of principal and income. It is expected that dividend and interest income will comprise a significant portion of total return, although growth through capital appreciation is equally important. The portfolio will be allocated between equity and fixed income investments.

Investment Return

				Annualized Return			
Source	1-Month	3-Months	1-Year	3-Years	5-Years	10-Years	Plan's Inception Date
OPEB	3.04%	5.63%	10.13%	9.81%	7.13%	6.37%	10/26/2011
PENSION	3.04%	5.63%	10.14%	9.83%	7.12%	-	7/31/2018

Information as provided by US Bank, Trustee for PARS; Not FDIC Insured; No Bank Guarantee; May Lose Value

Past performance does not guarantee future results. Performance returns may not reflect the deduction of applicable fees, which could reduce returns. Information is deemed reliable but may be subject to change.
Investment Return: Annualized rate of return is the return on an investment over a period other than one year multiplied or divided to give a comparable one-year return.
Account balances are inclusive of Trust Administration, Trustee and Investment Management fees

PARS PUBLIC AGENCY RETIREMENT SERVICES

MUNICIPAL WATER DIST OF ORANGE COUNTY
PARS Post-Employment Benefits Trust

Account Report for the Period
7/1/2024 to 6/30/2025

Hilary Chumpitazi
Accounting Manager
Municipal Water Dist of Orange County
18700 Ward Street
Fountain Valley, CA 92708

Account Summary

Source	Balance as of 7/1/2024	Contributions	Earnings	Expenses	Distributions	Transfers	Balance as of 6/30/2025
OPEB	$2,861,970.18	$0.00	$288,466.68	$17,433.77	$0.00	$0.00	$3,133,003.09
PENSION	$1,999,764.90	$207,000.00	$210,546.09	$12,928.97	$0.00	$0.00	$2,404,382.02
Totals	$4,861,735.08	$207,000.00	$499,012.77	$30,362.74	$0.00	$0.00	$5,537,385.11

Investment Selection

Source	
OPEB	Moderate - Strategic Blend
PENSION	Moderate - Strategic Blend

Investment Objective

Source	
OPEB	The dual goals of the Moderate Strategy are growth of principal and income. It is expected that dividend and interest income will comprise a significant portion of total return, although growth through capital appreciation is equally important. The portfolio will be allocated between equity and fixed income investments.
PENSION	The dual goals of the Moderate Strategy are growth of principal and income. It is expected that dividend and interest income will comprise a significant portion of total return, although growth through capital appreciation is equally important. The portfolio will be allocated between equity and fixed income investments.

Investment Return

Source	1-Month	3-Months	1-Year	Annualized Return 3-Years	5-Years	10-Years	Plan's Inception Date
OPEB	3.04%	5.63%	10.13%	9.81%	7.13%	6.37%	10/26/2011
PENSION	3.04%	5.63%	10.14%	9.83%	7.12%	-	7/31/2018

Information as provided by US Bank, Trustee for PARS; Not FDIC Insured; No Bank Guarantee; May Lose Value

Past performance does not guarantee future results. Performance returns may not reflect the deduction of applicable fees, which could reduce returns. Information is deemed reliable but may be subject to change.
Investment Return: Annualized rate of return is the return on an investment over a period other than one year multiplied or divided to give a comparable one-year return.
Account balances are inclusive of Trust Administration, Trustee and Investment Management fees

PARS OPEB and Pension Trust Program

pfm asset management

Strategy	Asset Class	Strategic Range	Policy	Tactical	Portfolio	Gross Annualized Total Rate of Return 2Q25*	YTD	1-Yr	3-Yr	5-Yr	ITD
Conservative	Equity	5-20%	15%	15%	Strategic Blend	2.67	4.70	7.56	5.56	2.55	3.42
	Fixed Income	60-95%	80%	81%	Benchmark	2.58	4.12	7.36	5.20	2.40	3.27
	Cash	0-20%	5%	4%	Index	2.80	4.66	8.06	5.00	1.96	3.38
					Benchmark	2.58	4.12	7.36	5.20	2.40	3.44
Moderately Conservative	Equity	20-40%	30%	30%	Strategic Blend	3.87	5.23	8.65	7.43	4.55	4.62
	Fixed Income	50-80%	65%	67%	Benchmark	3.90	4.74	8.66	7.12	4.31	*4.69*
	Cash	0-20%	5%	3%	Index	4.15	5.35	9.66	6.94	4.02	4.41
					Benchmark	3.90	4.74	8.66	7.12	4.31	*4.66*
Moderate	Equity	40-60%	50%	51%	Strategic Blend	5.61	5.84	10.08	9.77	7.10	7.16
	Fixed Income	40-60%	45%	47%	Benchmark	*5.65*	*5.29*	*10.33*	*9.82*	*7.16*	*7.41*
	Cash	0-20%	5%	2%	Index	5.87	5.98	11.56	9.62	6.92	6.51
					Benchmark	*5.65*	*5.29*	*10.33*	*9.82*	*7.16*	*6.83*
Balanced	Equity	50-70%	60%	61%	Strategic Blend	6.42	6.15	10.69	11.04	8.46	7.87
	Fixed Income	30-50%	35%	37%	Benchmark	6.54	5.58	11.15	11.15	8.53	8.16
	Cash	0-20%	5%	2%	Index	6.83	6.35	12.67	11.02	8.38	7.58
					Benchmark	6.54	5.58	11.15	11.15	8.53	7.81
Capital Appreciation	Equity	65-85%	75%	77%	Strategic Blend	7.80	6.97	11.91	12.88	10.33	7.92
	Fixed Income	10-30%	20%	21%	Benchmark	7.97	6.31	12.50	13.21	10.61	8.82
	Cash	0-20%	5%	2%	Index	8.19	7.20	14.08	12.96	10.62	9.03
					Benchmark	7.97	6.31	12.50	13.21	10.61	9.56

**Returns for periods under one year are not annualized. Returns are gross of investment management fees and net of fund embedded fees. Please see important disclosures on the following page and your U.S. Bank fee schedule for investment management fees applied to your specific portfolio, as net of fee performance will differ.*

Strategy	Portfolio	Gross Calendar Year Returns 2024	2023	2022	2021	2020	2019	2018	2017
Conservative	Strategic Blend	4.54	8.99	-12.51	2.12	8.91	10.47	-1.52	7.06
	Index	4.25	7.77	-12.06	1.97	8.27	10.34	0.44	N/A
	Blended Benchmark	4.77	7.82	-10.59	2.24	7.81	10.12	-0.60	5.25
Moderately Conservative	Strategic Blend	6.61	11.32	-13.32	5.27	10.64	13.64	-2.83	9.44
	Index	6.67	9.84	-12.92	5.19	9.84	13.44	-2.58	7.96
	Blended Benchmark	6.79	10.29	-12.35	5.50	9.89	13.55	-1.87	8.13
Moderate	Strategic Blend	9.48	14.07	-14.61	9.29	12.52	17.70	-4.01	13.38
	Index	9.99	12.72	-14.02	10.16	11.32	17.51	-4.04	11.31
	Blended Benchmark	10.03	13.56	-13.74	10.21	12.02	17.66	-3.37	11.66
Balanced	Strategic Blend	11.04	15.14	-14.89	11.36	13.46	18.61	-4.50	15.22
	Index	11.86	14.52	-14.95	12.53	12.12	19.62	-5.00	13.38
	Blended Benchmark	11.61	15.19	-14.58	12.54	13.07	19.78	-4.18	13.54
Capital Appreciation	Strategic Blend	13.04	17.63	-16.09	14.34	14.62	22.10	-7.94	N/A
	Index	13.75	16.57	-14.70	16.05	12.17	20.68	-6.45	15.62
	Blended Benchmark	13.82	17.60	-15.64	15.93	14.37	22.81	-5.53	16.57

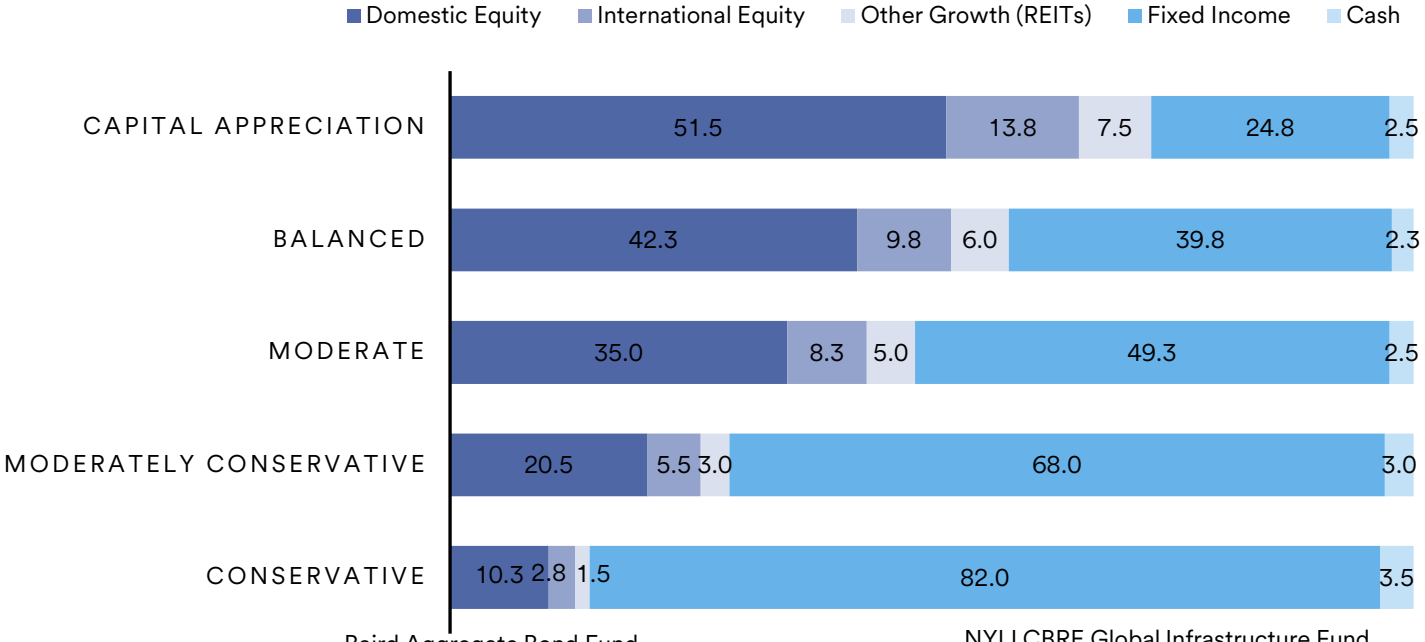

Strategic Blend - Holdings: Portfolios are invested in a strategic mix of actively managed and passive index-based investment vehicles.

Baird Aggregate Bond Fund
Cohen & Steers Institutional Realty Fund
Columbia Contrarian Core Fund
Columbia Small Cap Growth Fund
Dodge Cox Income Fund
Emerald Growth Fund
Fidelity International Index Fund
First American Government Obligations Fund
Goldman Sachs GQG International Opportunities Fund
Hartford Schroders Emerging Markets Equity Fund
iShares Core U.S. Aggregate ETF
Lazard Global Infrastructure Fund
NYLI CBRE Global Infrastructure Fund
NYLI MacKay High Yield Corporate Bond Fund
MFS International Growth Fund
PGIM Total Return Bond Fund
Putnam Core Equity Fund
Schwab US Large CAP ETF
Undiscovered Managers Behavioral Fund
Voya Intermediate Bond Fund

Index - Holdings: Portfolios are invested in passive index-based investment vehicles.

Fidelity Total Stock Market Index Fund
First American Government Obligations Fund
iShares Core MSCI Total International Stock ETF
iShares Core US Aggregate Bond ETF
iShares Global Infrastructure ETF
iShares 5-10 Year Investment Grade Corporate ETF
SPDR High Yield Bond ETF
Vanguard Real Estate ETF

For illustrative purposes only and subject to change at PFMAM's discretion. Individual portfolio allocations and holdings will vary based on many factors, including each portfolio's specific investment policy and market conditions.

Benchmark Definitions

		Conservative	Moderately Conservative	Moderate	Balanced		Capital Appreciation
10/1/2012 - Current:	S&P 500	7.50%	15.50%	26.50%	32.00%	**Since Inception:**	39.50%
	Russell Mid Cap	1.50%	3.00%	5.00%	6.00%		16.00%
	Russell 2000	2.50%	4.50%	7.50%	9.00%		10.50%
	Wilshire REIT	0.50%	1.00%	1.75%	2.00%		10.25%
	MSCI EM Free (Net USD)	1.00%	2.00%	3.25%	4.00%		7.50%
	MSCI EAFE (Net USD)	2.00%	4.00%	6.00%	7.00%		5.25%
	Bloomberg US Aggregate Bond	52.25%	49.25%	33.50%	27.00%		5.00%
	ICE BofA 1-3 Yr US Corp/Govt	25.75%	14.00%	10.00%	6.75%		3.00%
	ICE BofA US High Yield Master II	2.00%	1.75%	1.50%	1.25%		2.00%
	FTSE 1 Month T-Bill	5.00%	5.00%	5.00%	5.00%		1.00%

About the Adviser: PFM Asset Management (PFMAM)

PFM Asset Management is the division of U.S. Bancorp Asset Management, Inc. that provides investment services to the public sector. We have more than 40 years of experience working with public sector clients. Our solutions include local government investment pools (LGIPs), fixed income strategies, outsourced chief investment officer (OCIO), and other specialized solutions.

Inception Date Information	
Conservative Strategic Blend	*07/01/2016*
Conservative Index	*02/01/2017*
Moderately Conservative Strategic Blend	*07/01/2015*
Moderately Conservative Index	*08/01/2015*
Moderate Strategic Blend	*02/01/2016*
Moderate Index	*09/01/2016*
Balanced Strategic Blend	*10/01/2015*
Balanced Index	*12/01/2015*
Capital Appreciation Strategic Blend	*10/1/2017*
Capital Appreciation Index	*04/01/2016*

Gross returns are time weighted and are calculated based on trade-date accounting. Actual returns for each agency's participation within the portfolio may vary from returns shown based on each agency's own cash flows as well as the specific portfolio in which they are invested. The advisor to the PARS portfolios is U.S. Bank N.A., and PFM Asset Management, a division of U.S. Bancorp Asset Management, Inc., serves as sub-advisor to U.S. Bank N.A. to manage these portfolios. Prior to January 1st, 2024, HighMark Capital Management, Inc. ("HighMark") acted as sub-advisor to the PARS portfolios. HighMark, including clients and investment personnel, was consolidated into its affiliate, PFM Asset Management (PFMAM) on January 1st, 2024.

PFM Asset Management serves clients in the public sector and is a division of U.S. Bancorp Asset Management, Inc., which is the legal entity providing investment advisory services. U.S. Bancorp Asset Management, Inc. is a registered investment adviser, a direct subsidiary of U.S. Bank N.A. and an indirect subsidiary of U.S. Bancorp. U.S. Bank N.A. is not responsible for and does not guarantee the products, services, or performance of U.S. Bancorp Asset Management, Inc.

U.S. Bank N.A. pays PFMAM up to 67% of the annual management fee for assets sub-advised by PFMAM under its sub-advisory agreement with U.S. Bank N.A. Refer to your U.S. Bank N.A. fee schedule for investment management fees applied to your specific portfolio. U.S. Bank N.A. compensates PFMAM for these services from its own fees.

NOT FDIC INSURED : NO BANK GUARANTEE : MAY LOSE VALUE

MUNICIPAL WATER DISTRICT OF ORANGE COUNTY

UNAUDITED DRAFT
COMBINED FINANCIAL STATEMENTS

AND

BUDGET COMPARATIVE

JULY 1, 2024 THRU JUNE 30, 2025

THE FOLLOWING IS SUBJECT TO CHANGE AND ACTUALS ARE DEFERRED TO THE AUDITED ANNUAL REPORT TO BE PRESENTED BY DECEMBER 2025

Municipal Water District of Orange County
Combined Balance Sheet
As of June 30, 2025

	Amount
ASSETS	
Cash in Bank	740,541.24
Investments	14,654,935.48
Accounts Receivable	29,456,191.18
Accounts Receivable - Other	56,999.17
Accrued Interest Receivable	149,507.30
Water Inventory	622,976.00
Prepaids/Deposits	187,019.24
Leasehold Improvements	7,010,782.88
Furniture, Fixtures & Equipment	724,085.38
Less: Accumulated Depreciation	(4,173,949.99)
TOTAL ASSETS	**49,429,087.88**
LIABILITIES AND FUND BALANCES	
LIABILITIES	
Accounts Payable	31,611,112.82
Accrued Salaries and Benefits Payable	674,654.43
Other Liabilities	594,985.10
Unearned Revenue	903,034.30
TOTAL LIABILITIES	**33,783,786.65**
FUND BALANCES	
Restricted Fund Balances	
WEROC Reserve	396,676.84
Pension 115 Trust	1,999,764.90
Total Restricted Fund Balances	2,396,441.74
Unrestricted Fund Balances	
Designated Reserves	
General Operations	4,058,262.00
Election Expense	1,709,967.00
OPEB	297,147.00
Total Designated Reserves	6,065,376.00
General Fund	6,763,838.02
General Fund Capital	246,408.19
Total Unrestricted Fund Balances	13,075,622.21
Excess Revenue over Expenditure	
Operating Fund	633,885.32
Other Funds	(460,648.04)
TOTAL FUND BALANCES	**15,645,301.23**
TOTAL LIABILITIES AND FUND BALANCES	**49,429,087.88**

DRAFT

Municipal Water District of Orange County
Revenues and Expenditures Budget Comparative Report
General Fund
July 1, 2024 thru June 30, 2025

	Month to Date	Year to Date	Annual Budget	% Used	Encumbrance	Budget Remaining
REVENUES						
Retail Connection Charge	0.00	9,580,818.25	9,580,818.00	100.00%	0.00	(0.25)
Ground Water Customer Charge	0.00	405,463.00	405,463.00	100.00%	0.00	0.00
Water Rate Revenues	**0.00**	**9,986,281.25**	**9,986,281.00**	**100.00%**	**0.00**	**(0.25)**
Interest Revenue	68,384.37	1,076,734.11	738,960.00	145.71%	0.00	(337,774.11)
Subtotal	**68,384.37**	**11,063,015.36**	**10,725,241.00**	**103.15%**	**0.00**	**(337,774.36)**
Choice Programs	165,133.06	1,346,306.06	1,548,573.00	86.94%	0.00	202,266.94
MWD Revenue - Shared Services	46,750.00	123,930.00	0.00	0.00%	0.00	(123,930.00)
Miscellaneous Income	200.00	5,322.46	3,000.00	177.42%	0.00	(2,322.46)
Revenue - Other	16.52	1,860.78	0.00	0.00%	0.00	(1,860.78)
School Contracts	0.00	511,943.30	496,062.00	103.20%	0.00	(15,881.30)
Delinquent Payment Penalty	0.00	58.22	0.00	0.00%	0.00	(58.22)
Transfer-In from Reserve	0.00	0.00	129,169.00	0.00%	0.00	129,169.00
Subtotal	**212,099.58**	**1,989,420.82**	**2,176,804.00**	**91.39%**	**0.00**	**187,383.18**
TOTAL REVENUES	**280,483.95**	**13,052,436.18**	**12,902,045.00**	**101.17%**	**0.00**	**(150,391.18)**

DRAFT

Municipal Water District of Orange County
Revenues and Expenditures Budget Comparative Report
General Fund
July 1, 2024 thru June 30, 2025

	Month to Date	Year to Date	Annual Budget	% Used	Encumbrance	Budget Remaining
EXPENSES						
Salaries & Wages	492,523.18	5,272,470.12	5,422,706.00	97.23%	0.00	150,235.88
Salaries & Wages - Grant Recovery	(5,024.89)	(101,495.72)	(65,000.00)	(156.15)%	0.00	36,495.72
Director's Compensation	21,937.81	248,519.37	275,041.00	90.36%	0.00	26,521.63
MWD Representation	10,477.76	126,387.98	157,166.00	80.42%	0.00	30,778.02
Employee Benefits	137,476.00	1,570,858.15	1,578,059.00	99.54%	0.00	7,200.85
Employee Benefits - Grant Recovery	(818.01)	(18,632.92)	0.00	0.00%	0.00	18,632.92
CalPers Unfunded Liability Contribution	0.00	207,000.00	207,000.00	100.00%	0.00	0.00
Director's Benefits	9,835.29	114,877.32	149,557.00	76.81%	0.00	34,679.68
Health Insurance for Retirees	10,948.31	75,164.51	81,349.00	92.40%	0.00	6,184.49
Training Expense	254.20	53,459.67	41,200.00	129.76%	0.00	(12,259.67)
Tuition Reimbursement	0.00	14,309.00	6,000.00	238.48%	0.00	(8,309.00)
Temporary Help Expense	0.00	0.00	5,000.00	0.00%	0.00	5,000.00
Personnel Expenses	**677,609.65**	**7,562,917.48**	**7,858,078.00**	**96.24%**	**0.00**	**295,160.52**
Engineering Expense	39,736.83	210,178.76	293,000.00	71.73%	166,431.61	(83,610.37)
Legal Expense	16,311.81	192,644.82	260,000.00	74.09%	67,355.18	0.00
Audit Expense	0.00	27,000.00	36,500.00	73.97%	0.00	9,500.00
Professional Services	152,357.62	1,381,464.14	1,765,464.00	78.25%	454,165.16	(70,165.30)
Professional Fees	**208,406.26**	**1,811,287.72**	**2,354,964.00**	**76.91%**	**687,951.95**	**(144,275.67)**
Conference - Staff	2,605.00	29,011.04	40,002.00	72.52%	0.00	10,990.96
Conference - Directors	2,080.00	10,358.79	16,955.00	61.10%	0.00	6,596.21
Travel & Accom. - Staff	3,159.58	54,663.00	89,580.00	61.02%	0.00	34,917.00
Travel & Accom. - Directors	2,017.32	20,985.32	39,925.00	52.56%	0.00	18,939.68
Travel & Conference	**9,861.90**	**115,018.15**	**186,462.00**	**61.68%**	**0.00**	**71,443.85**
Membership/Sponsorship	0.00	199,141.20	243,688.00	81.72%	0.00	44,546.80
CDR Support	0.00	67,789.43	67,789.00	100.00%	0.00	(0.43)
Dues & Memberships	**0.00**	**266,930.63**	**311,477.00**	**85.70%**	**0.00**	**44,546.37**
Business Expense	993.10	6,146.24	5,000.00	122.92%	0.00	(1,146.24)
Office Maintenance	12,927.06	153,532.58	348,680.00	44.03%	20,105.18	175,042.24
Building Repair & Maintenance	2,452.53	62,188.57	30,200.00	205.92%	9,281.56	(41,270.13)
Storage Rental & Equipment Lease	74.15	1,032.16	1,200.00	86.01%	16.19	151.65
Office Supplies	1,805.17	23,092.32	30,000.00	76.97%	0.00	6,907.68
Supplies - Water Loss Control	1,815.91	3,214.44	4,800.00	66.97%	0.00	1,585.56
Postage/Mail Delivery	680.60	6,291.11	10,100.00	62.29%	71.23	3,737.66
Subscriptions & Books	325.90	9,795.45	10,000.00	97.95%	0.00	204.55
Reproduction Expense	38,126.59	87,759.06	109,000.00	80.51%	0.00	21,240.94
Maintenance - Computers	388.92	6,361.00	17,500.00	36.35%	0.00	11,139.00
Software Purchase	7,952.21	108,298.60	84,540.00	128.10%	0.00	(23,758.60)
Software Support	0.00	5,466.39	4,648.00	117.61%	0.00	(818.39)
Computers and Equipment	0.00	30,886.07	29,250.00	105.59%	0.00	(1,636.07)
Automotive Expense	1,835.54	11,010.36	11,900.00	92.52%	0.00	889.64
Vehicle Expense	2,683.62	10,550.36	12,000.00	87.92%	0.00	1,449.64
Toll Road Charges	39.03	584.65	800.00	73.08%	0.00	215.35
Insurance Expense	20,230.30	220,451.70	198,000.00	111.34%	0.00	(22,451.70)
Utilities - Telephone	3,800.73	45,123.90	45,526.00	99.12%	0.00	402.10
Bank Fees	0.00	0.00	2,400.00	0.00%	0.00	2,400.00
Miscellaneous Expense	11,020.52	113,775.83	157,070.00	72.44%	0.00	43,294.17
MWDOC's Contrb. to WEROC	25,067.33	593,544.06	300,808.00	197.32%	0.00	(292,736.06)
Depreciation Expense	6,474.45	77,694.47	0.00	0.00%	0.00	(77,694.47)
Other Expenses	**138,693.66**	**1,576,799.32**	**1,413,422.00**	**111.56%**	**29,474.16**	**(192,851.48)**
Election Expense	0.00	866,456.67	725,642.00	119.41%	0.00	(140,814.67)
Capital Aquisition	15,095.59	105,001.75	52,000.00	201.93%	6,935.19	(59,936.94)
Building Expense	0.00	114,139.14	0.00	0.00%	650.00	(114,789.14)
TOTAL EXPENSES	**1,049,667.06**	**12,418,550.86**	**12,902,045.00**	**96.25%**	**725,011.30**	**(241,517.16)**
NET INCOME (LOSS)	**(769,183.11)**	**633,885.32**	**0.00**	**0.00%**	**(725,011.30)**	**91,125.98**

DRAFT

Municipal Water District of Orange County
Revenues and Expenditures Budget Comparative Report
Water Fund
July 1, 2024 thru June 30, 2025

	Month to Date	Year to Date	Annual Budget	% Used	Budget Remaining
WATER REVENUES					
Water Sales	14,377,090.00	180,618,531.60	187,429,409.00	96.37%	6,810,877.40
Readiness to Serve Charge	1,442,245.00	16,317,525.61	16,263,519.00	100.33%	(54,006.61)
Capacity Charge CCF	364,325.00	4,069,230.00	4,069,230.00	100.00%	0.00
SCP/SAC Pipeline Surcharge	31,212.42	383,134.25	459,000.00	83.47%	75,865.75
TOTAL WATER REVENUES	**16,214,872.42**	**201,388,421.46**	**208,221,158.00**	**96.72%**	**6,832,736.54**
WATER PURCHASES					
Water Sales	14,377,090.00	180,618,531.60	187,429,409.00	96.37%	6,810,877.40
Readiness to Serve Charge	1,442,245.00	16,317,525.61	16,263,519.00	100.33%	(54,006.61)
Capacity Charge CCF	364,325.00	4,069,230.00	4,069,230.00	100.00%	0.00
SCP/SAC Pipeline Surcharge	31,212.42	383,134.25	459,000.00	83.47%	75,865.75
TOTAL WATER PURCHASES	**16,214,872.42**	**201,388,421.46**	**208,221,158.00**	**96.72%**	**6,832,736.54**
EXCESS OF REVENUE OVER EXPENDITURE	**0.00**	**0.00**	**0.00**	**0.00%**	**0.00**

DRAFT

Municipal Water District of Orange County
Revenues and Expenditures Budget Comparative Report
Water Use Efficiency
July 1, 2024 thru June 30, 2025

	Year to Date Actual	Annual Budget	% Used
Spray To Drip Conversion(3423)			
Revenues	796,940.41	1,585,000.00	50.28%
Expenses	1,093,107.07	1,585,000.00	68.97%
Excess of Revenues over Expenditures	(296,166.66)	0.00	
Member Agency Administered Pass-Thru (3425)			
Revenues	(300.00)	25,000.00	(1.20)%
Expenses	(300.00)	25,000.00	(1.20)%
Excess of Revenues over Expenditures	0.00	0.00	
ULFT Rebate Program(3410)			
Revenues	214.60	1,500.00	14.31%
Expenses	214.60	1,500.00	14.31%
Excess of Revenues over Expenditures	0.00	0.00	
HECW Rebate Program(3411)			
Revenues	51,284.92	50,000.00	102.57%
Expenses	44,314.25	50,000.00	88.63%
Excess of Revenues over Expenditures	6,970.67	0.00	
CII Rebate Program(3416)			
Revenues	0.00	1,000.00	0.00%
Expenses	0.00	1,000.00	0.00%
Excess of Revenues over Expenditures	0.00	0.00	
Turf Removal Program(3418)			
Revenues	4,551,396.74	8,143,000.00	55.89%
Expenses	4,614,404.34	8,143,000.00	56.67%
Excess of Revenues over Expenditures	(63,007.60)	0.00	
Comprehensive Landscape (CLWUE)(3427)			
Revenues	270,299.73	382,900.00	70.59%
Expenses	285,169.05	382,900.00	74.48%
Excess of Revenues over Expenditures	(14,869.32)	0.00	
Recycled Water Program(3433)			
Revenues	4,182.75	40,000.00	10.46%
Expenses	4,182.75	40,000.00	10.46%
Excess of Revenues over Expenditures	0.00	0.00	
WSIP - Industrial Program(3432)			
Revenues	21,669.85	22,000.00	98.50%
Expenses	21,669.85	22,000.00	98.50%
Excess of Revenues over Expenditures	0.00	0.00	
Land Design Program(3431)			
Revenues	36,789.20	120,000.00	30.66%
Expenses	36,789.20	120,000.00	30.66%
Excess of Revenues over Expenditures	0.00	0.00	

DRAFT

Municipal Water District of Orange County
Revenues and Expenditures Budget Comparative Report
Water Use Efficiency
July 1, 2024 thru June 30, 2025

	Year to Date Actual	Annual Budget	% Used
Dedicated Irrigation Meters Measurement Project (DIMM)(3439)			
Revenues	74,399.04	448,000.00	16.61%
Expenses	74,399.04	448,000.00	16.61%
Excess of Revenues over Expenditures	0.00	0.00	
Total WUE Projects			
Revenues	5,806,877.24	10,818,400.00	53.68%
Expenses	6,173,950.15	10,818,400.00	57.07%
Excess of Revenues over Expenditures	(367,072.91)	0.00	
WEROC			
Revenues	894,351.81	601,616.00	148.66%
Expenses	988,447.31	601,616.00	164.30%
Excess of Revenues over Expenditures	(94,095.50)	0.00	

DRAFT

Item No. 5

ACTION ITEM
August 20, 2025

TO: Board of Directors

FROM: **Planning & Operations Committee**
(Directors Seckel, Yoo Schneider, Dick)

Harvey De La Torre, General Manager

Staff Contact: Beth Fahl, Senior Water Use Efficiency Analyst

SUBJECT: **MASTER AGREEMENT FOR SHARED PROGRAMS AND SERVICES BETWEEN MUNICIPAL WATER DISTRICT OF ORANGE COUNTY & THE CITY OF SANTA ANA**

STAFF RECOMMENDATION

Staff recommends that the Board of Directors authorize the General Manager to execute the Master Agreement for Shared Programs and Services between Municipal Water District of Orange County & The City of Santa Ana, subject to any non-substantive changes or modifications.

COMMITTEE RECOMMENDATION

The committee concurred with the staff recommendation.

SUMMARY

In May 2022, the Municipal Water District of Orange County (MWDOC) entered into master agreements for shared services and programs (Master Agreements or Agreements) with the cities of Anaheim, Fullerton, and Santa Ana (Three Cities). The Master Agreements allow MWDOC to provide services and programmatic support to each of the Three Cities and for MWDOC to be reimbursed for the costs associated with these services. The Agreements are beneficial to all parties in providing both economies-of-scale services and the ability to collaboratively pursue joint external funding as a contiguous county for many of these activities.

Budgeted: ☐ Yes ☐ No ☒ N/A	Budgeted amount: N/A	Core: ☐	Choice: ☒
Action item amount: N/A	Movement between funds: ☐ Yes ☒ No		

Each of the Three Cities established both its term limit and a funding obligation limit. Initially, Santa Ana set its term at five years with a funding obligation limit of $750,000. The other Agreements are each now set at a ten-year term limit, with the Anaheim funding obligation limit set at $2,000,000, and the Fullerton funding obligation limit increased to $3,000,000 in February 2025.

Each of the Three Cities is responsible for monitoring both its respective activity under its Master Agreement and tracking its total funding obligations.

Master Agreement Amendment Program Activity

When the Master Agreements were drafted in 2022, the Three Cities staff made informed assumptions about which MWDOC programs they would participate in and at what activity level. Between 2022 and 2025, MWDOC put together a series of programs designed to meet regulatory and statutory requirements for our member agencies. These programs include:

- Lead and Copper Rule Revisions;
- *Making Conservation a California Way of Life* Technical Assistance Program;
- Landscape Area Measurement Project; and
- Water Loss Control Activity.

The Three Cities all participated in these programs to varying degrees to take advantage of both the administrative efficiencies and the cost savings provided by the programs. This additional activity by the Three Cities resulted in faster-than-anticipated spending under their initial total funding obligation limits.

The table below shows how much each agency has spent under its respective Master Agreement to date.

Master Agreement	Initial Term Funding Limit (5 Years)	Spend to Date[1]	Current Total Term Funding Limit (10 Years)
Anaheim	$2,000,000	$827,801	$2,000,000
Fullerton[2]	$1,500,000	$676,332	$3,000,000
Santa Ana	$750,000	$621,687	-

1. As of June 30, 2025
2. Fullerton amended their Agreement in February 2025 to increase its funding limits

Due to the increased activity in the programs, the City of Fullerton and MWDOC amended the Fullerton Master Agreement in February of 2025 to increase the initial term funding to $1,500,000 and increase the total term funding limit to $3,000,000.

Similarly, due to increased programmatic activity, the City of Santa Ana is also requesting modifications to its Master Agreement. Per City of Santa Ana policy, the City requires that agreement terms are no greater than five years in total. With the City of Santa Ana's term expiring in 2027, it is administratively more efficient to enter into a new Master Agreement with the City of Santa Ana to extend both the term and the funding obligation limit, rather than to modify the funding obligation limit solely.

Master Agreement for Santa Ana

To ensure that there is no lapse in MWDOC-provided programs and services for which the City of Santa Ana has committed, and that there is timely reimbursement for these programs by the City of Santa Ana, a new Santa Ana Master Agreement is proposed.

Due to the increase in MWDOC-provided programs and the increased activity level from the City of Santa Ana, the City is proposing an updated funding obligation limit of $1,500,000. All other aspects of the 2022 Master Agreement are currently working as anticipated. Therefore, the only proposed changes between the City's 2022 Master Agreement and the 2025 Master Agreement are an increase to the funding obligation limit and an updated term. Per City of Santa Ana policy, the initial term of the Agreement is three years, with the option of two one-year administrative extensions, bringing the total term to five years.

ALIGNMENT WITH BOARD STRATEGIC PRIORITIES

- ☒ *Clarifying MWDOC's mission and role; defining functions and actions.*
- ☒ *Balance support for Metropolitan's regional mission and Orange County values and interests.*
- ☒ *Strengthen communications and coordination of messaging.*
- ☒ *Work with member agencies to develop water supply and demand objectives.*
- ☐ *Solicit input and feedback from member agencies.*
- ☐ *Invest in workforce development and succession planning.*

BOARD OPTIONS

Option #1: Authorize the General Manager to execute the Master Agreement for Shared Programs and Services between Municipal Water District of Orange County & The City of Santa Ana, subject to any non-substantive changes or modifications.

Fiscal Impact: This amendment allows for the invoicing of the Three Cities' proportional share of the choice costs and programs and has no direct fiscal impact to MWDOC.

Option #2: Do not authorize the General Manager to execute the Master Agreement with the City of Santa Ana.

Fiscal Impact: Not authorizing the General Manager to execute the Master Agreement would result in a decrease in efficiency in the administration of MWDOC's regional programs and projects for the City of Santa Ana and could result in delays of payments and the inability to collaborate on grant funding opportunities**.**

Attachments/Links:
Attachment 1: City of Santa Ana's Master Agreement for Shared Programs and Services

MASTER AGREEMENT FOR SHARED PROGRAMS AND SERVICES BETWEEN THE MUNICIPAL WATER DISTRICT OF ORANGE COUNTY & THE CITY OF SANTA ANA

This Master Agreement for Shared Programs and Services Between the Municipal Water District of Orange County & the City of Santa Ana ("Agreement") is made and entered into as of _____ day of _____, 2025, or as of the last day executed below, whichever is later ("Effective Date"), by and between the Municipal Water District of Orange County ("MWDOC") and the City of Santa Ana ("City") to provide for participation by the City in various programs and services administered by MWDOC, as described herein. The City and MWDOC are referred to jointly as "Parties" and individually as "Party."

RECITALS

WHEREAS, the Parties are both member agencies of the Metropolitan Water District of Southern California ("Metropolitan") and have many common interests related to water activities, programs, and organizations within Orange County;

WHEREAS, the Parties share many water planning characteristics, including location, climate history, demographics, water sources, water supplies, and demand management measures;

WHEREAS, the Parties share a long and successful history of collaborating on water resource activities, planning analysis and reports, water use efficiency programs, and other joint efforts;

WHEREAS, the Parties previously entered into a Master Agreement for Shared Programs and Services Between the Municipal Water District of Orange County & the City of Santa Ana on June 21, 2022, and desire to enter into a new agreement for the same purpose;

WHEREAS, the Parties desire to continue to cooperate and pool resources to obtain economies of scale on joint studies and programs, share information developed independently, simplify the process of implementing water use efficiency measures, and maximize grant funding for all of these activities; and

WHEREAS, the Parties have prepared this Agreement to continue consolidating and streamlining the contracting procedures required for MWDOC's administration of, and the City's participation in, the programs and services referenced herein;

NOW, THEREFORE, the Parties agree as follows:

1. Water Use Efficiency Programs ("WUE Programs")

1.1 Notice Procedures

1.1.1 Subject to the limitations set forth in this section, the Parties shall work together to make WUE Programs available to water users throughout the City's water service area. In general, the City will have access to the same "choice", or pay-for-service, WUE Programs that are currently available to MWDOC member agencies. Within thirty (30) days of the Effective

Date, MWDOC shall send a written notice to the City listing all available WUE Programs and the requirements for each, along with enrollment forms for participation in those WUE Programs. This written notice shall contain the estimated costs of the WUE Program as well as that program's specific requirements and terms and conditions. Thereafter, MWDOC shall provide a written notice with this information for every upcoming fiscal year at the time of MWDOC's budget preparation or within thirty (30) days of new information being made available to MWDOC by Metropolitan. The notices to be provided by MWDOC shall be referred to herein as the WUE Program Notice. MWDOC shall also provide the City with any other information or documents that are required for participation in WUE Programs or reasonably requested by the City in connection with WUE Programs. For each fiscal year, the City shall review the WUE Program Notice and choose the WUE Programs and the level of its participation that the City deems beneficial. In connection with the foregoing, the City will notify MWDOC in writing by indicating in the WUE Program Notice the level of the City's participation in any WUE Program for each fiscal year ("WUE Participation Notice).

1.1.2 If a new WUE Program is introduced or a material amendment is made to an existing WUE Program during a fiscal year, MWDOC shall provide the City with a written notice thereof ("Amended WUE Program Notice") as soon as reasonably possible prior to the date the new program or amendment is scheduled to commence. This Amended WUE Program Notice shall contain the program's specific requirements and terms and conditions and any costs that may be ascertainable at such time. Within thirty (30) days of receiving the Amended WUE Program Notice, the City will notify MWDOC in writing whether the City will participate in the new or amended WUE Program and the level of its participation ("Amended WUE Participation Notice").

1.1.3 Except to the extent of the elections made in the WUE Participation Notice and the Amended WUE Participation Notice, the City shall have no obligation to participate in any WUE Program, including, but not limited to, any obligation to provide financial contribution to such program.

1.1.4 The City understands that specific requirements and terms of conditions may apply to each WUE Program that the City chooses to participate in and agreeing to such requirements and terms and conditions is a prerequisite to the City's participation in such WUE Programs. In connection with the foregoing, MWDOC shall provide the City with all applicable specific requirements and terms and conditions in a WUE Program Notice or Amended WUE Program Notice.

1.1.5 The City understands that by entering into this Agreement it agrees to pay MWDOC for its proportionate share of MWDOC's costs for administering MWDOC's WUE Program based on and to the extent of the City's level of participation as more particularly described in Section 1.8. If the City elects to participate in any or all MWDOC WUE Programs, MWDOC will invoice the City for such costs as described in Section 1.8.

1.1.6 The City is responsible for monitoring its level of participation in any WUE Program and is responsible for payment of all funding contributions required of the City by the WUE Program as authorized by a WUE Participation Notice or Amended WUE Participation Notice. In connection therewith, MWDOC is not responsible for any of the City's required payments or funding contributions even if they are above any cost estimate or the City's budgeted

amounts authorized by a WUE Program Notice or Amended WUE Program Notice, except pursuant to the results of an audit by the City under Section 8.3.

1.1.7 In the event a WUE Program is terminated early, City is responsible for payment of any funding contributions required by the WUE Program to the extent of applications initiated prior to the effective date of the termination. For purposes of the preceding sentence, an application is deemed initiated when an application has been received by Metropolitan's rebate vendor, by MWDOC, or a reservation has been made within any of MWDOC's online application portals that is pursuant to any of the WUE Programs described within this Agreement.

1.1.8 Notwithstanding any other provision of this Agreement, MWDOC providing funds for any of the MWDOC WUE Programs is conditioned upon the availability of funds and MWDOC is under no obligation to provide funding to City for any WUE Program if MWDOC determines, in its own discretion, that such funding is exhausted, reduced, eliminated, or unavailable from any funding source, for any reason. In the event MWDOC determines funding for a WUE Program has been exhausted, reduced or unavailable, it will notify the City immediately and City may terminate its participation in that affected WUE Program upon MWDOC's receipt of the City's written notice.

1.2 WUE Programs Availability

1.2.1 Subject to the limitations set forth herein, the Parties agree that the WUE Programs chosen by the City for participation in the City's WUE Participation Notice or Amended WUE Participation Notice, shall be made available throughout the City's water service area for the Term, without the need for a separate agreement between the Parties in addition to this Agreement.

1.2.2 MWDOC shall involve the City in the WUE Program marketing to occur within the City, and the City agrees to assist in the marketing of WUE Programs it participates in under this Agreement; provided, City may terminate any MWDOC marketing efforts within the City's water service area which City deems contrary to its best interests. If any marketing efforts will extend to areas outside of the City's water service area, MWDOC will work with the City to address City's concerns. In those cases where MWDOC and City do not reach a mutually acceptable compromise, MWDOC will make all reasonable efforts to remove the City from such objectionable marketing efforts at the City's written request.

1.3 Grant Funding

1.3.1 Subject to any grant requirements and conditions, Grant funding obtained by MWDOC for WUE Programs may be made available to end water users within the City's water service area. In order for end water users within the City to be eligible to receive such grant funds from MWDOC, MWDOC will provide the City with the applicable grant terms and conditions and, if acceptable to the City, the City will provide MWDOC written notice of its acceptance of those terms and conditions. The administration of any MWDOC grant funding will be on a program-by-program basis, contingent upon the terms and conditions of each program.

1.4 MWDOC-Administered Programs.

1.4.1 From time to time, funding may be made available from Metropolitan for MWDOC to operate a customized local water conservation incentive program or programs ("MWDOC Administered" or "MAA Program") in its service area, with access to the Metropolitan base incentives for such. As City is also a Metropolitan member agency, in order for MWDOC to administer the MAA Program for City, City would be required to apply to Metropolitan separately for funding. If the City desires MWDOC to administer an MAA Program, City will provide MWDOC a WUE Participation Notice or an Amended WUE Participation Notice. In such cases, MWDOC will administer the MAA Program for City and invoice City for activity in City's service area. City will reimburse MWDOC for any activity, and the City is also responsible for seeking and securing reimbursement directly from Metropolitan. Specific terms and conditions will be provided by MWDOC to the City in the annual WUE Program Notice or an Amended WUE Program Notice.

1.5 Supplemental Funding

1.5.1 If the City elects to provide supplemental funding or enhanced incentives for a WUE Program provided under this Agreement, the City is responsible for tracking the use of and the remaining availability of such supplemental funds. MWDOC will assist in every reasonable way, but the ultimate responsibility for tracking all City funding is the responsibility of City, and City is responsible for any overuse of City funding. Supplemental funding designations should be indicated in the WUE Participation Notice or Amended WUE Participation Notice. In the event any City-provided funding for any WUE Program is exhausted, and the City does not elect to add additional funding or transfer available funding from another WUE Program, MWDOC will discontinue offering the additional rebate funding for that Program in the City's service area.

1.5.2 City may also choose to provide additional supplemental funding of its own to augment the Metropolitan base incentives offered through SoCal Water$mart. City will coordinate any such supplemental funding directly with Metropolitan.

1.6 Installation Verification and Inspection

1.6.1 The City shall be responsible for conducting installation verifications/inspections of items and devices installed, distributed, and/or rebated pursuant to this Agreement to ensure compliance with program requirements, and/or for paying all costs associated with this verification/inspection. Installation verification/inspection measures shall conform with MWDOC's Inspection and Verification Procedures attached hereto as Exhibit A ("Inspection and Verification Procedures") and incorporated herein by reference.

1.6.2 In connection with any selected WUE Programs that require installation verifications/inspection and to ensure compliance with program requirements, the City may elect to (1) conduct its own installation verifications/inspections by either utilizing its in-house staff or contracting with a third-party vendor of its choice; or (2) utilize MWDOC's installation verification/inspection contractor to conduct the installation verification/inspections. MWDOC shall invoice the City monthly for any such inspection costs incurred by MWDOC on behalf of the

City. In addition to the direct costs to MWDOC, reasonable staff time and overhead attributable to the verification/inspection services may be invoiced to the City.

1.6.3 Notwithstanding any other provision in this Agreement, City understands and agrees that if City utilizes MWDOC's verification/inspection vendor that MWDOC is in no way liable or responsible for the acts or omissions of such vendor and makes no representations or warranties regarding the quality of such vendor's work. City's sole recourse as to any action, claims, or damages arising out of the acts or omissions of MWDOC's verification/inspection vendor is with the vendor and not with MWDOC.

1.6.4 MWDOC reserves the right to conduct installation verification/inspection of items and devices within the City's service area that are installed in connection with a WUE Program covered by this Agreement.

1.6.5 In connection with any WUE Program covered by this Agreement, the City acknowledges that any item or device receiving funding from Metropolitan may be subject to an installation verification/inspection to be performed by Metropolitan, or its agent(s), at Metropolitan's discretion.

1.6.6 The City shall promptly refund to MWDOC any amounts paid under any WUE Program for installed or distributed items or devices, including any grant funds, in the event MWDOC or Metropolitan establishes via installation verification/inspection and/or audit that the program items or devices were not installed in compliance with the requirements set forth in the Inspection and Verification Procedures and this Agreement. If the inspection/installation verification is conducted prior to the payment/rebate being issued to the customer, the customer may, at the discretion of MWDOC and/or MET, be offered an opportunity to remedy any installation deficiencies in order to receive the maximum eligible rebate. Installation deficiencies discovered post-payment will be addressed on a case-by-case basis and may require the reimbursement of any payment/rebate previously issued.

1.6.7 For this section 1.6, "items" and "devices" include, but are not limited to, plumbing fixtures, irrigation devices, turf (removal and replacement), and any other items, devices or materials that are installed in connection with a WUE Program covered by this Agreement.

1.6.8 At the time this Agreement is made, both the Turf Removal Program and the Spray to Drip Rebate Program require inspection services from the City.

1.7 Program With Matching Contribution Requirement

1.7.1 From time to time, WUE Programs may be developed that require a matching contribution from the City in order for the City to participate in such WUE Programs.

1.7.2 The amount of local match funding required for a particular device or program will be determined by the availability of other funding, and the City's share of the local match funding will be set forth in the WUE Program Notice or Amended WUE Program Notice.

1.8 WUE Program Cost Allocation and Invoicing

1.8.1 During its annual budget process, MWDOC shall allocate to the City a proportionate share of MWDOC's estimated WUE Program costs ("Choice Costs"). This share of MWDOC's estimated WUE Program costs shall be determined by dividing the total outside funding provided during the previous calendar year to WUE Program participants within the City's service area by the total outside funding provided during the previous calendar year to WUE Program participants within the service area of all MWDOC member agencies and other agency participants. That percentage is then applied to MWDOC's total WUE "choice" program budget, including personnel and overhead costs. An example of the annual reconciliation process is shown in Exhibit C.

1.8.2 MWDOC shall invoice the City for Choice Costs, which do not include the WUE Program administration and funding costs described below in Section 1.8.4, no later than September 30 of each year, and the City shall pay the amount due within forty-five (45) days of receipt of the invoice. MWDOC must be notified of any disputed invoice within thirty (30) days of receipt. An invoice template is shown in Exhibit B, which is attached hereto and incorporated by reference.

1.8.3 With regard to the Choice Costs referenced in Section 1.8.2 above, a reconciliation of actual WUE Program costs will be performed at the end of each year during MWDOC's budget process, and any debts or credits will be reflected in the invoice sent to the City the following year.

1.8.4 MWDOC shall invoice the City on a monthly basis for supplemental funding or enhanced incentives pursuant to Section 1.5.1. These costs are separate from the Choice Costs.

2. Shared Consulting Services

2.1 The Parties shall continue to participate in and fund collective efforts in planning, research, policy development, and other activities that require engagement of an outside consultant. MWDOC shall provide the City a copy of each consultant's proposal for review and comments. For each consultant so engaged, the City will notify MWDOC in writing if it elects to participate in the consulting services and the limit of its financial participation. The City shall have no obligation to pay for any consultant unless the City has agreed to participate in writing and shall not be responsible for paying any costs above the City's identified limit.

2.2 Water Resource Planning

2.2.1 Subject Section 2.1, the Parties may participate, without the need for an additional agreement, in joint activities and studies designed to ensure water supply and system reliability, including but not limited to, water reliability analyses, water supply and demand projections, master planning for water use efficiency, water system loss analysis and leak detection studies, preparation of urban water management plans and drought contingency plans, demand management studies, and studies related to water transfers, water recycling, groundwater recovery, and water storage programs.

2.2.2 The Parties may participate, without the need for an additional agreement, in joint activities and studies related to system reliability efforts for emergency response.

2.2.3 The City shall have no obligation to pay for consultant unless City has agreed to participate as set forth in Section 2.1.

2.3 Award and Administration of Consultant Agreements

2.3.1 When programs or services administered by MWDOC require MWDOC to engage a consultant, MWDOC will use its standardized professional services agreement as a form and will modify it as required for each particular engagement. MWDOC will award the agreement pursuant to its own Administrative Code and procedures, except as noted in this Agreement.

2.3.2 For each professional services agreement, MWDOC will determine appropriate insurance requirements. When MWDOC requires a consultant acquire insurance naming MWDOC, its directors, officers, agents, employees, attorneys, consultants, volunteers, and participating agencies as additional insureds. the insurance requirements, including waiver of subrogation rights, are extended to the City as additional insured to the extent it is a participating agency.

2.3.3 MWDOC shall administer such professional services agreements and coordinate all aspects of the proposed work. MWDOC shall communicate with the City regularly and upon request regarding the status of the agreement and the work for each professional services agreement in which the City has elected to participate.

2.3.4 MWDOC shall invoice the City for the City's share of total costs anticipated for each professional services agreement in which the City has elected to participate, as contemplated in this Agreement. Such invoices shall be mailed by the 10th day of each month for the preceding month and shall be paid by the City within forty-five (45) days. The City shall have no obligation to pay for consultant unless City has agreed to participate as set forth in the first paragraph of this Section 2.

2.3.5 MWDOC shall inform the City on a timely basis of any proposed extra work to be performed for the City under any professional service agreement being administered by MWDOC that would result in an increase in the City's payment under this Agreement ("Extra Work"). MWDOC shall obtain input and written concurrence from the City and any other participating agencies prior to the authorization of Extra Work by the consultant. City shall not have any obligation to pay for any Extra Work unless the City Manager or his or her designee has provided to MWDOC a written notice of City's agreement for the performance of the Extra Work. MWDOC will be responsible for paying consultants directly.

3. Water Loss Control "WLC" Shared Services and Technical Assistance

3.1.1 MWDOC shall release WLC Shared Services and Technical Assistance Exhibits ("Exhibits") annually. In general, the City will have access to the same "choice" WLC Programs that are currently available to MWDOC member agencies. For each fiscal year, the City shall review the Exhibits and choose the WLC Programs and the level of its participation that the City deems beneficial. In connection with the foregoing, the City will notify MWDOC in writing by indicating in the Exhibits the level of the City's participation in any WLC Program for each fiscal year.

3.1.2 If a new WLC Program is introduced or a material change is made to an existing WLC Program during a fiscal year, MWDOC shall provide the City with updated written materials ("Amended WLC Exhibits") as soon as reasonably possible and prior to the date the new program or change is scheduled to commence. The Amended WLC Exhibits shall contain the program's specific requirements and terms and conditions and any costs that may be ascertainable at such time. Within thirty (30) days of receiving the Amended WLC Exhibits, the City will notify MWDOC in writing whether the City will participate in the new or amended WLC Program and the level of its participation.

3.1.3 Except to the extent of the elections made in the WLC Exhibits and amended WLC Exhibits, the City shall have no obligation to participate in any WLC Program, including, but not limited to, any obligation to provide financial contribution to such program.

3.1.4 The City understands that by entering into this Agreement, it agrees to pay MWDOC for its proportionate share of MWDOC's costs for administering MWDOC's WLC Program based on and to the extent of the City's level of participation as more particularly described in Section 3.1.1. If the City elects to participate in any or all MWDOC WLC Programs, MWDOC will invoice the City for such costs as described in Section 3.1.1.

3.1.5 Funding may be made available from Metropolitan for MWDOC to operate a customized local water loss control incentive program or programs ("Grant" or "MAA Program") in its service area, with access to the Metropolitan base incentives for such. As City is also a Metropolitan member agency, in order for MWDOC to administer the MAA Program for City, City would be required to apply to Metropolitan separately for funding. If the City desires MWDOC to administer a water loss control MAA Program, City will provide MWDOC the WLC Exhibits or Amended WLC Exhibits. In such cases, MWDOC will administer the MAA Program for City and invoice City for activity in City's service area. The City will reimburse MWDOC for any activity and is responsible for seeking and securing reimbursement directly from Metropolitan. Specific terms and conditions will be provided by MWDOC to the City in the annual WLC Exhibits or Amended WLC Exhibits.

3.1.6 MWDOC shall invoice the City on a monthly basis for WLC Shared Services and Technical Assistance work completed.

4. MWDOC K-12 Water Education Programs ("Choice School Programs")

4.1.1 Choice School Programs. The Parties agree that the Choice School Program, or pay-for-service offerings, will be made available in the City's water service area for the Term of this Agreement, without the need for a separate agreement between the Parties in addition to this Agreement. The City sponsors program offerings within its service area at no cost to the schools or students by opting-in. The City will have no obligations to participate in any Choice School Program unless the City has agreed in writing to participate through the annual Choice School Programs Commitment Form.

There are multiple Choice School Program options: (a) a program for students in Kindergarten through Second Grade ("K-2 Choice Elementary School Program"); (b) a program for students in Third Grade through Fifth Grade ("3-5 Choice Elementary School Program"); (c) a

program for students in Sixth Grade through Eighth Grade ("Choice Middle School Program"); and (d) a program for students in Ninth Grade through Twelfth Grade ("Choice High School Program"). Program offerings include options for in-person and live virtual lessons presented by trained education specialists. The school approved to receive any Choice School Program will determine whether the program can be delivered in-person or virtually.

During the Term and before the start of each school year and the commencement of any Choice School Program, MWDOC will provide the City with a detailed description of the program offerings and a complete price breakdown for each. The program description provided to the City will include budget recommendations and expected commitments and require written consent by the City before implementation. The City may request minor adjustments during the course of the program, but will not incur additional costs without the City's prior written consent.

4.2 Annually, the City will set Choice School Program commitments. MWDOC and its contractors will attempt to fulfill the commitment amounts. However, there is no guarantee as to the number of schools and students that will participate in the Choice School Programs. MWDOC will invoice the City for the total annual estimated costs. MWDOC will provide a reconciliation at year-end based on the actual services provided. The City will be responsible for paying MWDOC the difference if the estimate is lower than the actual costs, and MWDOC will reimburse the City the difference if the estimate is higher than the actual costs.

4.3 Choice School Program Invoices. MWDOC will submit invoices to the City in January and July each year for the services provided in accordance with the Agreement. The City agrees to pay MWDOC for undisputed invoices within forty-five (45) days after receiving the submittal.

4.4 Choice School Program Insurance. MWDOC agrees that all agreements with consultants, who will be performing the work on behalf of MWDOC, will include appropriate insurance levels and requirements, pursuant to Section 2.3.2. above.

5. The Water Emergency Response Organization of Orange County ("WEROC")

5.1.1 The City of Santa Ana is signatory to the 1983 Orange County Volunteer Emergency Preparedness Organization Agreement, which was Amended in 1991 to change the name to WEROC (MWDOC Board Resolution 1623). MWDOC provides the overall staff and support for WEROC and has historically allocated the costs for WEROC among MWDOC, Orange County Water District, the Cities of Anaheim, Fullerton, and Santa Ana, the Orange County Sanitation District, and the South Orange County Wastewater Authority. The purpose of WEROC is to support the resiliency of Orange County's 36 water and wastewater agencies, and the community of 3.2 million people it serves by working with these agencies and the County to build, sustain, and improve the capability to mitigate against, prepare for, respond to, and recover from threatened or actual natural disasters, acts of terrorism, or other man-made disasters. Services include preparedness and response coordination for mutual aid and other services and to represent water and wastewater entities within the Orange County Operational Area. In order to build the relationships needed for effective response, WEROC works with MWDOC member agencies, Metropolitan, the County Operational Area, the State Office of Emergency Services, Department of Water Resources, EPA, FEMA and other emergency organization partners throughout the year

to educate, network, provide training and when required advocate for water and wastewater agencies. WEROC staff works with its member agencies and the City on emergency plans and standard operating procedure development, review of state and federal required trainings for grant eligibility, disaster readiness, disaster exercise development, grant identification and applications, and response and recovery coordination. WEROC provides information sharing and resource coordination when disasters impact the water and wastewater utilities of Orange County. Lastly, WEROC staff maintains a primary emergency operation center and alternate emergency operations center, its own response plans, and ensures the WEROC radio communications system partnership with the County 800 MHz system remains intact.

5.1.2 By executing this Agreement, the City elects to participate in WEROC, and MWDOC will charge the City a percentage of WEROC's annual budget to fund WEROC operations. The historical percentage allocated is 3.8% and is based on historical negotiations among the WEROC funding partners. In January of each year of the City's participation, the proposed program budget and funding agency charges will be submitted to the City for budgetary consideration. If approved by the City, MWDOC will invoice the City the approved amount at the beginning of the fiscal year. If the City requires additional conversation about the proposed budget prior to approval, these items will be addressed at the next MET Managers Meetings or during a special scheduled meeting.

6. Term and Agreement Limit

6.1 This Agreement shall commence and be effective as of the Effective Date and shall continue for one three-year term ("Term"), unless terminated earlier in accordance with Section 6.3, below. The City Manager or his or her designee is authorized, on behalf of the City, to approve the Term. The Term of this Agreement may be extended for up to two (2), one-year periods upon a writing executed by the City Manager and City Attorney.

6.2 The City's total funding obligation for this Agreement shall not exceed $1,500,000.000("Agreement Limit") for all programs and services covered herein during the Term. The City is responsible for monitoring its costs pursuant to this Agreement and to the extent that it incurs obligations consistent with this Agreement that exceed the Agreement Limit, the City is responsible for paying such additional costs to MWDOC. If the City wishes to add or delete any programs, activities, or studies set forth in this Agreement, notice of such additions or deletions must be received by MWDOC prior to March 15th for the following fiscal year.

6.3 The City or MWDOC may terminate this Agreement in its entirety at any time upon thirty (30) days' written notice to the other Party.

6.4 In the event either Party terminates this Agreement, any funds paid by the City in the year of termination for costs that had not yet been incurred by MWDOC as of the date of termination will be subject to reconciliation during MWDOC's budget process. At that time, MWDOC will determine whether the funds will be credited or refunded to the City. Further, any costs incurred by MWDOC as of the date of termination that have not yet been invoiced to the City shall be invoiced by MWDOC promptly and paid by the City within thirty (30) days of invoice receipt.

7. Delivery of Notice

7.1 Except as expressly provided herein, all notices permitted or required under this Agreement shall be given to the respective Parties at the following address, or at such other address as the respective Party may provide in writing for this purpose:

7.1.1 If to MWDOC:
18700 Ward Street
Fountain Valley, CA 92708
Mailing Address: PO Box 20895
Fountain Valley, CA 92728
Phone: (714) 963-3058
Fax: (714) 964-9389
Attention General Manager

If to City:
P.O. Box 1988, M-24
Santa Ana, CA 92702
Attention: City Manager

7.1.2 Such notice shall be deemed made when personally delivered or when mailed, forty-eight (48) hours after deposit in the U.S. Mail, first class postage prepaid and addressed to the Party at its applicable address. Actual notice shall be deemed adequate notice on the date actual notice occurred, regardless of the method of service.

8. Accounting and City Manager Authorization

8.1 MWDOC shall keep a correct and current accounting of payroll costs, travel, subsistence, field, and incidental expenses. MWDOC shall use recognized accounting methods in preparing such invoices and reports.

8.2 City reserves the right to request an audit of MWDOC records related to invoices prepared pursuant to this Agreement and to designate a representative(s) to examine any cost, revenue, payment, claim, or any other records or procedures related to this Agreement. Any such audit(s) would be done at reasonable times with full cooperation from MWDOC. If MWDOC fails to provide supporting documentation for any costs charged City to the City's reasonable satisfaction, then MWDOC agrees to reimburse City for those disputed costs.

8.3 The right to audit shall be extended to three (3) years beyond the date of final payment, or longer if required by law. MWDOC agrees to retain all necessary records/documentation for the entire length of this audit period. Any required adjustments and/or payments resulting from the audit will be made within thirty (30) days of written notification to MWDOC.

8.4 The City Manager or his or her authorized designee is authorized to commit the City to any program or service covered by this Agreement as well as provide written notices on behalf of the City.

9. Independent Contractors

9.1 Any consultant engaged by MWDOC as contemplated in this Agreement will not be a party or third-party beneficiary to this Agreement and will not be an employee or agent of MWDOC or the City, either as a result of this Agreement or as a result of any professional services agreement between MWDOC and the consultant. The professional services agreement between MWDOC and any consultant engaged by MWDOC as contemplated in this Agreement will specify that the consultant is an independent contractor. It is understood that these consultants may be required to enter into confidentiality agreements with the City in the event these consultants require confidential information and/or critical infrastructure information from the City to perform a service.

10. Indemnification

10.1 When WUE Programs provided in the City's water service area require participants to sign an application form that contains a release, waiver, and/or indemnification, the application form shall specify that the release, waiver, and/or indemnification covers both MWDOC and the City.

10.2 To the extent that either Party performs any activities in connection with the programs or services provided as contemplated in this Agreement, each agrees to indemnify and hold the other harmless from any and all liability, claims, obligations, damages, and suits arising out of the activities it performs, excluding any loss or liability caused by the other Party's sole willful conduct or active negligence in the performance of this Agreement.

10.3 To the extent a consultant is hired by the City to perform any activities in connection with the programs or services provided as contemplated in this Agreement, the City will require the consultant indemnify and hold MWDOC harmless from any and all liability, claims, obligations, damages, and suits arising out of the activities performed, excluding for MWDOC's sole willful conduct or active negligence, or otherwise ensure the agreement provides MWDOC the same indemnity and hold harmless obligation provided to the City.

11. Jurisdiction and Venue

11.1 In all matters concerning the validity, interpretation, performance, or effect of this Agreement, the laws of the State of California shall govern and be applicable. The Parties hereby agree and consent to the exclusive jurisdiction of the courts of the State of California and that venue of any action brought hereunder shall be in Orange County, California.

12. Joint Drafting

12.1 All Parties have participated in the drafting of this Agreement. The Agreement may be signed in counterpart to facilitate processing.

13. Electronic Signatures

13.1 Notwithstanding any grant obligation to the contrary, the Uniform Electronic Transactions Act, California Civil Code section 1633.1 et seq., authorizes Parties to conduct

business electronically. In accordance with California Civil Code section 1633.5, Parties acknowledge, consent, and agree that transactions subject to this Agreement may be effectuated by electronic means through the use of electronic and/or digital signatures. For purposes of this section, an electronic signature means an electronic symbol or process logically associated with the intent to sign an electronic record pursuant to Civil Code section 1633(h). A digital signature, which is a type of electronic signature, means an electronic identifier, created by a computer, that is intended to have the same force and effect as the use of a manual signature under Government Code 16.5(d). An example of an electronic signature would be a JPG of a manual signature imposed onto this Agreement. An example of a digital signature would be the use of DocuSign or similar provider that requires an encrypted key that certifies the authenticity of the signature.

14. Severability

14.1 If any provision of this Agreement shall be held illegal, invalid, or unenforceable, in whole or in part, the legality, validity, and enforceability of the remaining provisions shall not be affected thereby.

15. Entire Agreement

15.1 This Agreement contains the entire agreement of the Parties relating to the subject matter hereof, and the Parties have made no agreements, representations, or warranties, either written or oral, relating to the subject matter hereof that are not set forth herein. Except as provided herein, this Agreement may not be modified or altered without prior written approval from both Parties.

IN WITNESS WHEREOF, the Parties have executed this Agreement by and through their authorized officers.

1. MWDOC

Date: _____

By: _____
Harvey De La Torre, General Manager
Municipal Water District of Orange County

Approved as to Form:

Date: _____

By: _____
General Counsel

2. City of Santa Ana

Date: _____

By: _____
Alvaro Nuñez,
City Manager, City of Santa Ana

ATTEST:

_____
Jennifer L. Hall
City Clerk, City of Santa Ana

Approved as to Form:
SONIA R. CARVALHO
City Attorney

By: _____
Kyle Nellesen
Assistant City Attorney

RECOMMENDED FOR APPROVAL:

_____
Nabil Saba, PE
Executive Director
Public Works Agency

MUNICIPAL WATER DISTRICT OF ORANGE COUNTY INSPECTION AND VERIFICATION PROCEDURES

Table of Contents

Contents

I. Purpose of this document 2
II. Program Implementation Process 2
Application Package 2
Invoice and Receipt Submission 3
Federal, State, and Local Laws and Ordinances 3
Supplemental Inspections 4
Inspection Confirmation Quality Control 4
III. Device-Based Inspection Procedures 5
Residential Devices 6
Commercial Devices 6
IV. Area-Based Programs 9
General Inspection Procedures 9
Turf Replacement Participation Procedure 10
Turf Replacement Guidelines Specific to Residential Applicants 11
Turf Replacement Guidelines Specific to Commercial Applicants 11
Turf Replacement Guidelines Specific to Public Agency Applicants 11
Turf Replacement Guidelines Specific to All Applicant Types 12
Pre-Inspection Procedures – Turf Replacement 14
Post-Inspection Procedures – Turf Replacement 16
Spray to Drip - Residential 19
Spray to Drip - Commercial 23
V. Measurement Techniques- On Site 26
Non-Uniform Rectangular 26
Irregular Rhombus or Widening Rectangular 27
Non-Uniform Round 28
Non-Uniform Ellipses 29
Non-Uniform Ellipses Alternate 30
VI- Measurement Techniques - Aerial 30

I. Purpose of this document

It is the practice of the Municipal Water District of Orange County (MWDOC) to ensure that public funds used to administer Rebate Programs are utilized for its intended purposes. Therefore, the purpose of this Inspection and Verification Procedures document (Inspection Procedures) is to establish a clear set of inspection procedures to be followed by MWDOC and/or and its member agencies (hereafter "Participant Agency") and inspection contractors when conducting pre- and/or post-installation verification inspections for all MWDOC-Administered and or Participant Agency-Administered Rebate Programs. These procedures are required regardless of the funding source (Grant funded, Metropolitan Water District of Southern California funded (Metropolitan), or fully funded by Participant Agency, etc.) and/or regardless of program administrator (MWDOC or Participant Agency). This Inspection Procedures document will be updated as needed to reflect new or modified inspection requirements, techniques, or procedures as they arise.

II. Program Implementation Process

For ease of explanation, this document categorizes the MWDOC Rebate Programs into the following rebate program types:

- Device-Based Rebate Programs
  - Residential
  - Commercial
- Area-Based Rebate Programs
  - Turf Replacement
  - Spray to Drip

The inspection procedures contained in this document have been developed in coordination with requirements from Metropolitan pursuant to its Residential and Commercial Water Conservation Funding Agreements and Addendums thereto, MWDOC, and/or supplemental grant funding agreements.

The following general rules apply for all programs types.

Application Package

When receiving an application package, **all** components should be examined before requestingan inspection. The application package currently requires, at a minimum, a fully completed application signed by the property owner and containing the following:

- Current water bill within 3 months of application date to determine:
  - Participant Agency is participating in the program.
  - Project site is located within Orange County
  - Payee name matches the name on the water bill.
- Device eligibility if a device-based program
- Site plan for area-based rebates
  - Indicate the project area, location, and project intent.

    - If receiving Metropolitan funding, indicate which sustainability feature will be installed.
- Pictures of the site for area-based rebates. Pictures to show.
    - Current site condition
    - Complete area to be removed.
    - Area complies with eligibility criteria.

It is recommended that the application, terms and conditions, and program guidelines each contain language stating that inspections (both pre and/or post may be performed) will be performed and are required for participation in any rebate programs.

Invoice and Receipt Submission

Rebates may not exceed the total project/equipment costs nor the reserved rebate amount. For a receipt/invoice to be considered eligible, it must include the following:

Invoices must be typed and include:

- Clearly marked as an "Invoice"
- Name of company or contractor providing the service or materials
- Date when the work was performed or issued; Dated within the project period.
- Address where the work was performed and/or materials delivered (if applicable)
- A description of the work performed and/or materials purchased/delivered.
- Any items that are ineligible for reimbursement must be itemized separately from eligible items.
- Itemized to include make, model, SKU, quantity, price per item, total price (if applicable)
- A dollar amount for the total invoice cost

Receipts must be typed and include:

- The name of the company providing the materials.
- A date when the transaction occurred.
- A description of the materials purchased.
- Any items that are ineligible for reimbursement must be itemized separately from eligible items.
- A dollar amount for the total receipt charge

Ineligible items include, but are not limited to:

- Applicant Labor
- Gardening supplies such as shovels, hoses, wheelbarrows, trowels, etc.
- Any plant or irrigation materials installed outside of the approved project area.

Once projects are completed and invoices and receipts are submitted to the program administrator and MWDOC, all invoices and receipts are to be tabulated by the program administrator and MWDOC to prevent payment for materials/costs not associated with the program; specific program-eligible material/costs are based on program type.

Federal, State, and Local Laws and Ordinances

All projects, including projects at historic sites, are subject to the terms of their local agency's ordinances and must comply with all applicable federal, state, and local laws, as well as applicable Covenants,

Conditions & Restrictions (CC&R) and/or Homeowners Association (HOA) restrictions. Applicants must obtain all necessary approvals for their projects, prior to beginning their project, from their city's/county's code enforcement and/or HOA/CC&R board. It is the responsibility of each applicant to ensure his or her project is in compliance. Customers must agree to adhere to their local rules and provisions in order to accept funding. Questions from program participants regarding compliance with any of the above laws, ordinances, and/or restrictions will be directedto Participant Agency for guidance.

Supplemental Inspections

Some sites may need to be re-inspected (ex. a secondary post inspection) by MWDOC and/or Metropolitan when unique circumstances arise. At these times, communication with the customer is vital in order to remain in adherence with the program's intent while ensuring that projects are successfully completed. All inspection and verification procedures and invoice criteria described in this document must be adhered to. Participant Agency to work with MWDOC and Metropolitan to schedule supplemental Inspections. Inspection results may affectpayment made to Participant Agency or may be billed to Participant Agency if already paid.

Inspection Confirmation Quality Control

In order for Participant Agency to be reimbursed for incentives, Participant Agency must certify on each invoice that the terms and conditions within each project have been met, all devices havebeen installed, and all work has been performed. For projects approved under Metropolitan's Member Agency Administered Program (MAA Program), Metropolitan will develop a tailored inspection plan for each project and provide it to the Member Agency/Participant Agency upon project proposal approval. The Member Agency/Participant Agency is required to adhere to this plan and must provide documentation outlined with the plan upon request. Participant Agency must perform inspections and indicate the method of verification/inspection on each invoice.

Each Participant Agency performing their own inspections/verifications will be required to adoptthese Inspection Procedures as their own or, alternatively, to develop and submit for approval byMetropolitan and/or MWDOC Participant Agency's own inspection and verification procedures document in line with the requirements and procedures contained in this document. All projectsthat require inspection must be inspected prior to Participant Agency invoicing MWDOC or MWDOC issuing a check. MWDOC/Metropolitan may request inspection reports from ParticipantAgency at any time. Installation vendors hired for project implementation cannot inspect their own installations.

Metropolitan and/or MWDOC reserve the right to verify and perform onsite inspections of any projects at any time. This can be before, during, and/or after project installation, and/or after the rebate payment, and results of these inspections may affect payment made to the applicantand/or Participant Agency or require a refund to be paid by Participant Agency to MWDOC. If installation cannot be verified, Participant Agency must reimburse MWDOC and/or Metropolitan, depending on the source of funds.

Requirements for device projects, direct install projects, and turf-related projects are listed below and detail the amount/percentage of inspections required. For all other types of projects not listed below, such as outreach, classes, etc., Member Agency/Participant Agency will inspect a minimum of ten percent (10%) of each project approved by Metropolitan pursuant to the tailored inspection plan detailed on the project approval before invoicing.

III. Device-Based Inspection Procedures

For residential and commercial devices rebated through Metropolitan's regional rebate program, device-based inspections will be conducted primarily by Metropolitan, at its discretion. On occasion, MWDOC and/or Participant Agency may be requested to conduct inspections for devices rebated through Metropolitan's regional rebate program. For devices rebated through a MWDOC and/or a Participant Agency-Administered Program (MAA Program), the inspection procedures are set forth below.

Member/Participant Agency must maintain as part of its invoice package all necessary back-up documentation to substantiate the costs on the invoice. This documentation, to be available upon request by Metropolitan, will include, but not be limited to, the following:

- If project performed by an outside contractor or vendor provide contract agreement or purchase order.
- All extra work order(s) approved by the agency.
- Progress payment requests or invoices from vendor or contractor. If payments are made on a schedule of values basis provide sufficient detail to substantiate any and all line-item charges.
- Photographs, inspection reports, or any other record that will assist in the review of the costs incurred by Member/Participant Agency.

In order for Member/Participant Agency to be reimbursed for incentives, Member/Participant Agency must certify on each invoice that the terms contained within each project have been met, all devices have been installed, and all work has been performed. Metropolitan will develop a tailored inspection plan for each project and provide it to the Member/Participant Agency upon project proposal approval. The Member/Participant Agency is required to adhere to this plan and must provide documentation outlined within the plan upon request.

Metropolitan may perform onsite inspections of projects prior to payment or at any time. Inspection results may affect payment made to Member/Participant Agency or may be billed to Member/Participant Agency if already paid.

Metropolitan will review invoices and, if necessary, request back-up documentation to substantiate costs. If documentation is not sufficient, an additional request will be made. If the back-up documents provided do not properly and sufficiently justify the requested cost at the discretion of Metropolitan all, or any part of, Metropolitan reserves the right to make an independent estimate using the back-up documents provided and issue a unilateral payment. In case where there is no back up or the documentation provided is insufficient to make an independent estimate Metropolitan reserves the right to deny the request for payment. Metropolitan reserves the right to verify and inspect any approved projects at any time.

All projects that require inspection must be inspected prior to Member/Participant Agency invoicing Metropolitan. Member/Participant Agency may not use Member Agency Administered Program funding to meet Metropolitan's imposed inspection plan for any approved projects.

Member/Participant Agency is required to invoice Metropolitan for active projects at least on a quarterly basis. Programs or projects containing vendor/consultant/other invoices that are older than six months from the Member/Participant Agency invoice date may not be reimbursed.

Residential Devices

Residential device inspections must satisfy both the Metropolitan and MWDOC inspection procedures in place at the time of the post-inspection and issuance of the rebate check. Currently,those inspection procedures are as follows:

In order for Participant Agency to be reimbursed for incentives from MWDOC/Metropolitan, Participant Agency must certify on each invoice that the terms and conditions within each project have been met, all devices have been installed, and all work has been performed. Theparty signing each invoice must have signing authority to certify the invoice.

For residential device-based MAA Programs, Participant Agency shall utilize the sample size calculator provided by MWDOC or other methodology as may be required by MET, to assist indetermining the appropriate number of devices to inspect to ensure a 98% installation rate given the overall quantity of devices. Participant Agency must report verification/inspection method employed on each invoice submitted.

Participant Agency must:

a. Validate quantity of devices installed.

b. Verify new device type, make, and model with Project information.

c. Verify Installation address or specific locations within the address with Project documentation.

d. With permission from the customer, take photographs relating to the devices installed to be included in Inspection report.

    i. Indoor Inspection: Indoor inspection includes detailed fixture count of toilets and clothes washer(s). Access to fixture locations (such as bathrooms and laundry facilities) are required to perform the inspection, and property owner/applicant person should be made aware of this through the application.

    ii. Outdoor Inspection: Outdoor inspection includes detailed fixture counts of installed and operating landscape devices such as rain barrels, cisterns, irrigation controllers, residential drip, and nozzles. For irrigation controllers, inspect the model to ensure it matches the rebate application, verify that it is operating as a “smart device” and is communicating with the onsite weather station or is receiving offsite/remote weather data and, if possible, have the contact person show the inspector how the controller has been programmed, and confirm quantity of stations of timer model.

Commercial Devices

Commercial MAA Program device inspections must satisfy both the Metropolitan and MWDOC

inspection procedures in place at the time of the post-inspection or issuance of the rebate check. Metropolitan may require Participant Agency to submit inspection reports for specific projects, and Metropolitan/MWDOC reserves the right to perform onsite inspections of projects/sites prior to payment.

To determine the number of inspections required for commercial devices, Participant Agency must apply the following criteria (a-e below) to the project(s):

a. Automatic Inspection: Regardless of the 5% rule listed in Section d below, Participant Agency must first determine if any site within the MAA Program Project requires an Automatic Inspection. Automatic Inspections are triggered when any site within an MAA Program Project has been approved for Metropolitan's funding in excess of $10,000. All sites receiving in excess of $10,000 in funding must be automatically inspected by Participant Agency. Participant Agency must also notify MWDOC/Metropolitan within 3 to 5 business days of upcoming inspection by Participant Agency for site(s) exceeding $10,000. MWDOC, Metropolitan or a designated representative may attend inspection. Notification of upcoming inspection to be sent to bfahl@mwdoc.com and maconservation@mwdh2o.com

To determine how many devices need to be inspected at a $10,000+ site, follow the next twopoints.

i. If the site triggering an Automatic Inspection also meets the criteria for a Large Project, as described below, then Participant Agency must inspect a minimum of 10% of the devices installed.

ii. If the site triggering an Automatic Inspection does not meet the criteria for a Large Project, then the Participant Agency must inspect 100% of devices at the site.

b. Large Project/Sites: Participant Agency must next determine if any of the sites meet the definition of a Large Project/Site. Regardless of the 5% rule listed in Section d below, any site with less than $10,000 in funding but that receives the designation of Large Project/Site **must** be inspected. The total number of devices to be inspected for Large Projects/Sites will be a minimum of 10% of the total devices installed at each site. If any site within your overall MAA Program Project installs any combination of the following number of devices, you must conduct an inspection of a minimum 10% of any combination of the devices installed.

Large Projects/Sites are defined as:

i. For plumbing devices – 50 device units or more at one installation address.

ii. For irrigation controllers – 20 controllers or more at one installation address. Note that irrigation controllers may be installed in different landscape areas inside a single complex.

iii. For sprinkler nozzles – 100 nozzles or more at one installation address.

c. Regular Projects/Sites: For sites not meeting: (a) $10,000+ in funding per site or (b) the Large Project/Site criteria above, Participant Agency must inspect 100% of devices at the site.

d. For each MAA Program Project for which Participant Agency submits a Request, Participant Agency must physically inspect a minimum of 5% of the value of each device-based MAA

Program Project approved by MWDOC/Metropolitan before invoicing. For example, if the MAA Program Project is approved for $100,000, then a minimum of $5,000 worth of devices must be inspected.

e. Inspections for Regular Projects/Sites: Sites defined as Automatic Inspections (mandatory), as well as those defined as Large Projects/Sites (mandatory) count towards the 5% (section d above) minimum of the value of each device-based MAA Program Project to be inspected. Participant Agency will report progress toward the 5% inspection requirement on each invoice for all inspections required by MWDOC/Metropolitan. The party signing each invoice must have signing authority to certify the invoice.

Inspection Requirements

Participant Agency inspection at a minimum will:

a. Validate quantity of devices installed.

b. Verify new device type, make, and model with Project information.

c. Verify Installation address or specific locations within the address with Project documentation.

d. With permission from the customer, take photographs relating to the devices installed to be included in Inspection report.

i. Indoor Inspection: Indoor inspection includes detailed fixture count of toilets, urinals, dry vacuum pumps, food steamers, and/or ice machines. Access to bathrooms, kitchens, eating facilities, and medical facilities are required to perform the inspection and property owner/applicant should be made aware of this at the application stage.

ii. Outdoor Inspection: Outdoor inspection includes count of installed and operating landscape devices such as irrigation controllers and nozzles; and cooling tower controllers. Access to either landscape area or rooftop is required to perform the inspection. For irrigation controllers, inspect the model to ensure it matches the rebate application, verify that it is operating as a “smart device” and is communicating with the onsite weather station or is receiving offsite/remote weather data and, if possible, have the contact person show the inspector how the controller has been programmed, and confirm quantity of stations of timer model.

Potential Inspection Results

a. Partial fail: Inspection completed with discrepancies between Project information and inspection process. Participant Agency to bill MWDOC only for verified quantity.

b. Device(s) installed at a different location: The installation must be inspected prior to billing MWDOC. If installation is verified at a different location, Project information must be revised to reflect new information.

c. Device count is different from the application:

i. If the count is more, only the amount approved in the Project will be reimbursed.

ii. If the inspection count is less, only the verified count will be billed to MWDOC. For Large Projects where the inspection count is less, the Participant Agency inspector will increase the inspection from 10% to 20% of total installations. The percentage found to be installed for Large Projects will be applied against the total and the total quantity will be reduced by that percentage. For example, after inspecting 20% of the total installations of 100 toilets, 15 out of 20 toilets were verified installed (75% installed); then the final approved count would be 75 toilets (75% of the 100 = 75), rather than 100. If inspection reveals a discrepancy as described in the example, Participant Agency may choose to inspect 100% of the project, otherwise the extrapolation as shown on the example must be taken and the amount revised prior to billing MWDOC.

d. The make/model is different from the application: Verify that the different make/model is a Metropolitan approved device. If so, inspect as usual and revise information on Project documentation prior to billing MWDOC.

e. Failed inspections will not be billed to MWDOC. Reasons for failure:
- Device(s) not installed.
- Device(s) installed, but no working properly.
- For “smart” irrigation controllers, device(s) not operating as a “smart” device.
- Installed device(s) has been removed.
- Access to property not allowed.
- Device(s) installed at a different site.
- Unable to schedule inspection with Applicant.

MWDOC/Metropolitan reserves the right to verify and inspect any approved projects at anytime. If installation cannot be verified, Participant Agency must reimburse MWDOC.

IV. Area-Based Programs

Area-based programs include any program where the rebate amount is determined by an area measurement. Such programs currently include, but are not limited to, residential and commercial Turf Replacement and residential and commercial Spray to Drip.

General Inspection Procedures

For all customer types, all sites will be measured by either Metropolitan, MWDOC, and/or theParticipant Agency and/or its inspector, using the Moasure measuring device (Moasure), for 100% of the project areas during both the pre- and post-inspections. Required minimum techniques for area measurements are described in Section V -Measurement Techniques. All inspection procedures/verifications must adhere to the following additional inspection and certification requirements:

- Area-Based Inspections Exceeding $10,000 in Metropolitan Funding: For area-based inspections with an approved Metropolitan rebate amount exceeding $10,000, Participant Agency must notify MWDOC five business days prior to upcoming post-inspection(s) by Participant Agency. MWDOC, Metropolitan or a designated representative may attend inspection. Notification of upcoming inspection to be sent to turfremoval@mwdoc.com.

- Participant Agency will only bill MWDOC/Metropolitan for the square footage measured.

- Participant Agency must adopt these Inspection Procedures as their own or, alternatively, to develop and submit for approval by Metropolitan and/or MWDOC Participant Agency's own inspection and verification procedures document in line with the requirements and procedures contained in this document. MWDOC/Metropolitan Participant Agency to submit them. MWDOC/Metropolitan may perform onsite and will require inspections of projects prior to payment. Result of the inspection may affect payment made to Participant Agency

- All projects that require inspection must be inspected prior to Participant Agency invoicing MWDOC. MWDOC may request inspection reports from Participant Agency at any time.

Turf Replacement Participation Procedure

The Turf Replacement Rebate Program Process, as it currently exists, is depicted in the following chart. The process flow is broken down into 11 distinct steps starting with the Customer Application Submittal and ending with Metropolitan and Participant Agency Invoicing. The 11 steps are as follows:

Step 1: Online Application and Document Submittal Process

Performed by the Customer

Step 2: Application Review Process and Pre-Inspection Distribution

Performed by MWDOC

Step 4: Pre-Installation Inspection Process

Performed by Participant Agency or Inspection Vendor and sent to MWDOC for review

Step 5: Letter to Proceed or Denial Letter to Customer

Performed by MWDOC

Step 6: Participant Project Installation and Project Completion Notification

Performed by Customer

Step 7: Initial Project review, Post-Work Order Generation and Distribution

Performed by MWDOC

Step 8: Post-Installation Inspection Process

Performed by Participant Agency, MWDOC, or Inspection Vendor and sent to MWDOC for review.

Step 9: Application Approval or Denial and Invoice Review Process

Performed by MWDOC

Step 10: The Rebate Check Run and W-9 Request Process

Performed by MWDOC

Step 11: Metropolitan Water District and Participant Agency Invoicing Process

Performed by MWDOC

Please note: a potential Step 12 would be a secondary Metropolitan post inspection.

Turf Replacement Guidelines Specific to Residential Applicants

Project must have a minimum of 250 square feet of turf removed or, if the entire project area isless than 250 square feet, all turf must be removed.

Maximum of 5,000 square feet of turf eligible per home, per fiscal year (July to June). Limit of one application per home per fiscal year.

Eligible areas for transformation are all areas of live turf on the property.

Applicant to provide a simple landscape plan showing intended transformation, including the required storm water/sustainability feature.

Turf Replacement Guidelines Specific to Commercial Applicants

Project must have a minimum of 250 square feet of turf removed or, if the entire site is less than250 square feet, all turf must be removed.

Maximum of 50,000 square feet of turf eligible per water meter for funding per fiscal year (July toJune). Limit of one application per water meter per fiscal year.

Applicant to provide a simple landscape plan showing intended transformation, including the required stormwater/sustainability feature.

Proposed project areas irrigated with recycled water are eligible unless barred by ParticipantAgency.

Turf Replacement Guidelines Specific to Public Agency Applicants

Project must have a minimum of 250 square feet of turf removed, or if the entire site is less than250 square feet, all turf must be removed.

Maximum of 200,000 square feet of turf eligible per water meter for funding per fiscal year (July to June). Limit of one application per water meter per fiscal year.

Public agency applicants to provide documentation of proof of public agency status at time of application submittal. Only public agencies may apply for the public agency turf rebate. The public agency turf rebate may not be paid to a private company.

Applicant to provide a simple landscape plan showing intended transformation, including therequired stormwater/sustainability feature.

Proposed project areas irrigated with recycled water are eligible unless barred by ParticipantAgency.

Turf Replacement Guidelines Specific to All Applicant Types

The converted area must be covered by at least three (3) plants per 100 square feet. If the project area is divided into multiple sections, such as a front yard and a back yard, each section must meet the plant minimum requirement based on that section's square footage.

A three-inch-deep ring of mulch must surround all plants. Acceptable forms of organic mulch include shredded bark, bark nuggets, or wood chips. Organic mulch should not be placed around any plants installed in the bottom or sides of a vegetated swale, dry riverbed, or rock garden. Therefore, the plants located within a vegetated swale, dry riverbed, or rock garden are exempt from this requirement.

MWDOC has the discretion to allow certain plants to be exempt from this requirement if they are plants that would survive better without it, such as succulents. Projects within a CalFire designated Very High Fire Severity Zone may use inorganic mulch such as rock or decomposed granite in place of organic mulch.

No bare soil is allowed. The use of organic materials is recommended as a groundcover for any barespaces within the project area. Mulch or other permeable hardscape must cover any other bare spaces within the project area. The use of any synthetic materials or rubber mulch is not allowed in the project area.

Pavers must not exceed 3 feet by 3 feet, must be spaced a minimum of 2 inches, and must not have grout or mortar to be considered as eligible permeable hardscape.

Irrigation modification or conversion required for all projects:

- Convert overhead sprays to drip, micro-spray, bubblers, or rotating nozzles; whichever is applicable; or
- Cap sprinkler heads or remove irrigation equipment and hand-water.

No overhead spray sprinklers are allowed in the completed project.

No synthetic turf is eligible for rebate.

No plants that appear to be turf are allowed.

Project areas converted to swimming pools/Jacuzzis, ponds, fountains, or other water containing fixtures do not qualify.

No plants categorized as invasive to Southern California are allowed.

Areas which have already been converted are not eligible.

Areas with structures such as decks, fire pits, etc. are not eligible.

Customers are responsible for complying with all applicable laws, codes, policies, covenants, conditions, and restrictions.

Program Recommendations

- Installation of a smart controller is recommended.
- A recommended plant list is available.

The converted area must be designed to capture rainfall through infiltration or on-site storage for reuse. Infiltration and rainwater capture has to be achieved using one of the following techniques: rain gardens, rock gardens, dry riverbeds, vegetated swales, berms, rain barrels/cisterns, or sustainability feature trees. Selected method should allow infiltration or capture of rainfall/runoff and not channel to impervious surfaces and must meet all local and regional requirements. Project must include at least one of the following components, whichever is most desirable or feasible for project area:

Rain Gardens – a rain garden is a planted depression or hole filled with a loose, permeable soil mix that allows rainwater runoff from impervious urban areas like roofs, driveways, walkways, parking lots, and compacted lawn areas to be absorbed. Rainwater collects in the soil mix and ponding area and eventually seeps into surrounding soils over time. Plants are distributed throughout the garden. Stormwater is soaked into the ground rather than flowing into storm drains and surface waters. Installation of a rain garden within your landscape project can reduce erosion, pollution, flooding, and diminished groundwater.

Rock Gardens – a rock garden is a shallow depression filled with 1–3-inch diameter gravel. This shallow depression should have enough of a side slope that the difference between level ground and the lowest point in the rock garden is visible to the eye. Rainwater is stored in the space between the stones and eventually percolates into the soil. Plants are distributed throughout the rock garden and there is no ponding area – so one can walk on it.

Dry Riverbeds – a dry riverbed or dry stream is an area designed to slow heavy flows of water from rainfall and correct erosion problems. It is made up of a shallow swale (see section on vegetated swales) lined with stone substantial enough to withstand a serious downpour. Large chunks of stone are used to slow the speed of stormwater and prevent erosion. In a garden, the careful placement of water-worn stone or river slicks along a swale can be a beautiful design that also provides an ideal place for plants. The dry riverbed or stream should have enough of a side slope that the difference between level ground and the lowest point in the dry riverbed is visible to the eye.

Vegetated Swales – A vegetated swale is a shallow ditch that has gently sloping sides. These side slopes should create a ditch that is visibly lower than the surrounding landscape. Native perennial grasses are planted along the bottom and sides of the swale to slow runoff, filter sediments, and remove excess nutrients. A swale relies on gravity to move water and is designed to direct the water where you want it to go, such as flower or vegetable gardens. In order for the water to gravity flow, it is recommended that there be a minimum 2% slope from beginning to end. In other words, the swale should be higher in elevation on one end and then slowly get lower – visualize a very slow slide. Organic mulch should not be placed around any plants installed in the bottom or sides of the swale.

Berms – berms are mounds of compacted earth with sloping sides that are usually located along a contour on gently sloping sites or between areas of approximately the same elevation. Berms are designed to direct or redirect water to a permeable and retentive area and prevent water from flowing off the property. Berms must be visibly higher in elevation than the surrounding landscape. Berms must be firmly tamped and topped off with mulch to prevent erosion. Plants can be planted along the top of a berm.

Rain Barrel/Cisterns – rain barrels and cisterns are storage containers that capture runoff water from downspouts from a non-permeable area catchment area such as a rooftop. Cisterns are alarger version of rain barrels, with a larger capacity for rainwater collection and storage. Rain barrels and cisterns must be connected to properly installed rain gutters and downspouts. In order for the rain barrel/cistern to qualify as a rainwater capture feature, the property must have existing gutters around the full perimeter of the roof and existing downspouts for adequate water collection. In the case of a partially flat roof, gutters and downspouts must be throughout all pitched areas in order to qualify. Rain barrels and cisterns must be properly installed and meet all local and regional requirements. Existing rain barrels and cisterns qualify provided they have been properly installed and provide water to the conversion/project area.

Sustainability Feature Trees - Trees reduce stormwater runoff by capturing and storing rainfall in their canopy. Tree roots and leaf litter also create soil conditions that promote the infiltration of rainwater into the soil. To qualify as a Stormwater Tree, selected tree must be included on the Eligible Sustainability Feature Trees List of species that qualify for the program. The minimum number of trees required is 1 per 10,000 sq ft of project area.

Pre-Inspection Procedures – Turf Replacement

Customer is to provide photos of the turf area to be removed as part of the application process. Photos of project area (4 to 6) must reflect the current turfgrass area at the time of applying. Google Earth/satellite images will not be accepted in place of photos. Photos must be taken from appropriate angles, with visible points of reference, and at a sufficient distance to allow for review.

Pre-inspections will be conducted on 100 percent of total projects submitted. The Moasure will be utilized for all inspections. For commercial or public agency applications, Metropolitan, via Metropolitan's inspection contractor, will conduct the inspection at no cost to Participant Agency. For residential applications, Participant Agency or its inspector will conduct the pre-inspection.

After an application is received and the information has been verified, a project cannot be accepted and funding is not reserved until a "pre-inspection" is conducted by Metropolitan, MWDOC, the Participant Agency, or by a vendor inspector. The pre-inspection is a means to determine confirmation of eligibility. The pre-inspection process verifies that the project area contains live turf or sufficient evidence that live turf recently existed and that the requested square footage to be removed is consistent with the inspector's measurement. This requirement applies to both residential and commercial turf replacement areas unless otherwise noted.

When establishing that areas are eligible, careful inspection with accurate and precise measurements, as described in Section V, is always required. All pre- and post-inspections shall be conducted using the Moasure device. For Turf Replacement, during the pre-inspection the total project area square footage

is measured. Any non-eligible square footage is deducted, such as non-turf areas including bare soil, trees, shrubs, mulch, paving, and utility box footprint, etc. Refer to specific program terms and conditions for eligibility criteria.

Once the pre-inspection is complete, the inspector will complete the Pre-Inspection section in Droplet, in full, and upload all photos and documentation. Once the Pre-Inspection form has been submitted, it will be reviewed by MWDOC. The square footage listed on the application is to be used as a reference. The initial project area is to be based on the square footage as measured during the pre-inspection. Once the initial project area square footage has been determined, that number is used to reserve funding, and a Letter to Proceed (LTP) is generated and sent to the customer.

Metropolitan reserves the right to request application packages as necessary and may perform its own inspections of random residential applications. This is likely to be in addition to the required pre-inspection. For pre-inspections, Metropolitan will review the Participant Agency's physical pre-inspection reports.

On-Site Pre-Inspection

In-person pre-inspections must include:

- Visual verification of existing turf
- Physical/manual measurement of proposed turf replacement area using Moasure.
- Documentation of existing trees in the proposed turf replacement area
- Photos taken by inspector of project area (4 to 6), which must reflect the current turf grass area at the time of inspection. Photos must be taken from appropriate angles, with visible points of reference, and at a sufficient distance to allow for review.

Measuring Sites Aerially

Measuring sites aerially must include:

- GIS or equivalent aerial measurement
- Please note that measuring sites aerially is allowed for **pre-inspections only.**
- Customer is to provide photos of the turf area to be removed before starting the project (pre-project installation).
- The inspector should be capable of spotting abnormalities in pre-project photos submitted by customers, and if found, should perform mandatory on-site inspections.
- If aerial review is not possible due to obstructions (tree coverage), or inconclusive, member agency should perform a physical pre-inspection as described above.

On-Site Inspections for Area-Based Rebates

Unless the program guidelines specifically state otherwise, on-site eligibility verification and area measurement for the pre-inspection is the method to be utilized by an inspection vendor performing inspections on behalf of a Participant Agency.

Condition of Turf at Pre-Inspection

If bare areas were included by the customer, the inspector must subtract those areas. In many cases, due to drought or season, dormant or dead brown grass is present. Dormant or dead brown grass that appears to have been maintained in the recent past is still eligible. However, siteswhere there is bare soil that appears compact and no turf was present in the recent past, are noteligible. In addition, moss areas where there is no turf or areas that have grown, or mowed weeds would be ineligible. A lawn with weeds would still remain eligible. Photo documentation of the turf is required in order to approve the site. For on-site inspections, photos of the entire area should be taken, including detailed photos showing turf and bare soil conditions. For large sites with multiple separated areas (or sub-areas), a site map must be submitted identifying the area measured for each separate sub-area.

Multiple Applications under same Site

Residential sites have a limit of one application per home per fiscal year. Commercial and Public Agency sites have a limit of one application per water meter per fiscal year.

Modifications to Initial Project Area

If a customer wants to add or remove area(s) from their designated project area, they are free to do so up until their pre-inspection. The customer will need to submit by email to MWDOC a new site plan detailing the area to be added or removed. If a customer wishes to add an area to the project after the pre-inspection has been completed, they are only free to do so if the area was measured in the pre-inspection. Any areas found to be converted during the post-inspection that were not included in pre-inspection measurements are not eligible for rebate. If a project area should fall below the minimum 250 square feet of project size, it may also be considered ineligible if it does not include the removal of all turf onsite.

Post-Inspection Procedures – Turf Replacement

Post-inspections will be conducted on 100 percent of total projects submitted. The Moasure device will be utilized for all inspections. For commercial or public agency applications, Metropolitan, via Metropolitan's inspection contractor, will conduct the inspection at no cost to Participant Agency. For residential applications, Participant Agency or its inspector will conduct the pre-inspection.

Entire (100%) project re-measurement should occur during the post-inspection. Negative deviations between the pre- and post-inspections area measurements, as well as swapped areas occurring without a proper pre- inspection and approval from MWDOC, will result in a reduction of the rebate eligible area (meaning the lesser area measurement will be the basis for the rebate). All projects must be inspected prior to Participant Agency approving payment or invoicing MWDOC.

When establishing that areas are eligible, careful inspection with accurate and precise measurements, as described in Section V, is always required. For Turf Replacement, during the post-inspection the total converted area square footage must be measured. Any non-eligiblesquare footage is deducted, such as remaining-turf areas, bare soil, or non-permeable area including hardscape and pools. Refer to specific program terms and conditions for eligibility criteria.

While the initial project area square footage established during the pre-inspection is to be used as a reference, the final project area is to be based on the square footage as measured during the post-inspection. Once the final project area square footage has been determined, that number, if equal to or

less than the approved square footage on the Letter to Proceed, is used to determine the actual potential rebate amount, so long as it does not exceed the total eligible project costs. Only that final project square footage measured by the Participant Agency/inspection vendor may be approved for payment by MWDOC.

Customer is to provide post-project installation photos (4 to 6). Photos must be taken from appropriate angles, with visible points of reference, and at a sufficient distance to allow for review.

Prior to scheduling the post-inspection, the Application will be reviewed by MWDOC to confirm the following:

- Application is completed in full.
- Payee Name and Mailing Address for Rebate Check are provided and matches that on the water bill.
- Applicant has attached photos showing:
    - Sustainability feature installed in the project area.
    - Plants installed in the project area to meet the minimum requirement.
    - Mulch installed in all project areas.
    - Irrigation modification, if applicable.

- Applicant has attached copies of any project-related receipts or invoices. For an invoice to be considered eligible it must be:
    - Typed
    - Dated within the project period.
    - Include the name of the company or contractor providing the services and/or materials.
    - Include the address where the work was performed, or materials delivered.
    - Provide a description of the work performed and/or materials purchased, itemized to include price per item and total price.
    - Any items that are ineligible for reimbursement must be itemized separately from eligible items.

- For a receipt to be considered eligible it must be:
    - Typed
    - Dated within the project period.
    - Include the name of the company or contractor providing the services and/or materials.
    - Include the address where the work was performed, or materials delivered.
    - Provide a description of the work performed and/or materials purchased, itemized to include price per item and total price.
    - Any items that are ineligible for reimbursement must be itemized separately from eligible items.

- Ineligible items include, but are not limited to:

- Applicant labor
- Gardening supplies such as shovels, hoses, wheelbarrows, trowels, etc.
- Any plant or irrigation material installed outside of the approved project area.

If the Application is missing or does not comply with the requirements of any of the above, MWDOC/Participant Agency shall work with the applicant to obtain the information and or appropriate photos/documents prior to scheduling the post-inspection. If applicant is unable to provide receipts/invoices that meet the requirements set forth above, the post-inspection will beconsidered a fail, the application will be denied, no rebate will be issued, and no on-site post-inspection should be scheduled.

If the Application has satisfied all of the above requirements, MWDOC/Participant Agency and/or its inspector will work with Applicant to schedule the mandatory on-site post-inspection. The purpose of the on-site post-inspection is to serve as an independent verification of the information contained in the Application.

Participant Agency or its inspector will conduct an **on-site** post-inspection on 100 percent of approved residential projects. On-site inspections will include:

a. Utilizing the Moasure device, validating square footage converted to eligible landscape.

b. Verifying the number of new trees installed in the project area. Each eligible new tree, up to five, will qualify as three plants to meet Metropolitan's plant count requirement.

c. Verifying the number of plants installed meet Metropolitan's minimum requirement of three plants per 100 square feet.

d. Verify that no invasive species were installed.

e. Verification that a sustainability feature has been included in project.

f. Verify mulch is around plants and no bare soil exists.

g. Verify irrigation system modifications have been completed.

h. Photos of overall project area, sustainable landscape approach used, mulch, and a sample of the irrigation system modification. Photos must be taken from appropriate angles, with visible points of reference, and at a sufficient distance to allow for review.

Once the on-site post inspection is complete, inspector will complete the Post-Inspection section in Droplet, in full, and upload all photos and documentation. Once the Post-Inspection form has been submitted, it will be reviewed by MWDOC, along with copies of all receipts and invoices, and if the Turf Replacement project has satisfied all the terms, conditions, guidelines, and requirements of the program, the application will be processed for rebate. If not all the terms, conditions, guidelines, and requirements of the program have been satisfied, the post-inspection will be considered a fail, and the application will be denied, and no rebate funds will be issued.

Metropolitan will perform its own inspections of random applications. This is likely to be in additionto the required post-inspections. Example: if Metropolitan selects a site for a follow-up post inspection, this may be

conducted after the required post inspection. For post inspection, Metropolitan will pull random samples from MWDOC invoices. Metropolitan will conduct its own measurements and provide payment based on the following:

For Residential Applications - If the measurement taken by Metropolitan is within 10 percent of the Participant Agency's measurement, Metropolitan will pay the amount measured by the Participant Agency. If the difference is greater than 10 percent, Metropolitan will pay at the squarefootage measured by Metropolitan.

For Commercial/Public Agency Applications - The following applies for commercial/public agency applications inspected by Metropolitan:

Commercial/public agency turf replacement inspections will fall into the pool of all required inspections at any given time. Although special circumstances appear from time to time, in general no special considerations are given to individual applications.

Any discrepancy found following a secondary inspection (i.e., an inspection of the inspector) or during an audit inspection will result in a Metropolitan staff and contractorresolution, and the financial liability associated with varied measurement of a site will notfall back on MWDOC or the Participant Agency for payment.

For public agency projects, all plants must be counted within the first 50,000 square feet. For square footage above that amount, a minimum of 10% of the area must have a plant count. The total number of plants must be calculated from both numbers.

For both residential and commercial/public agency projects, unless otherwise noted, once the LTP has been issued, the initial project area square footage may not increase; however, it may decrease if the customer decides to remove less turf than what was measured or converts some area into ineligible structures, i.e., a deck.

Project Extensions

In some instances, projects may experience delays. As all projects have a 90-day deadline to complete their project, an extension may be requested. Extensions are granted on a case-by-case basis and are not guaranteed. Extensions will only be granted to sites that are making progress toward completing their project. Documentation or a site visit may be required for the purposes of verifying that progress is being made at a site. Examples of documentation are signed contracts with a landscape contractor, photos of the site with turf removed and work underway, or canceled checks to a contractor. This is an important step; if a site is not showing progress and there is no motivation to complete, it may be cancelled to allow the funding of other, more motivated, rebate customers.

Spray to Drip - Residential

The residential portion of the Spray-to-Drip Rebate Program is a device-based program with different inspection requirements and criteria than other device-based inspections. The inspection requirements for residential Spray-to Drip Rebate projects are described below:

Pre-Inspection Procedure

After an application is received, a project cannot be approved and no funding can be reserveduntil a "pre-inspection" is conducted, as follows:

MWDOC reviews the application to confirm:

- Program application is completed in full.
- A copy of a current water bill (within 3 months for application date) is attached and confirms that:
  - Participant agency is participating in the program.
  - Project site is located within Orange County
  - Payee name matches the name on the water bill.
- Applicant has attached at least 4 photos of the project area taken with the existing sprinkler system turned on and running. Photos must clearly show the sprinkler system in use and that the spray heads are functional. Photos must also contain identifying features (house in background, unique landscape/decorating features, etc.) to confirm that photos submitted are for the property/site listed in the application.
- The square footage of the area to be converted from spray irrigation to drip for which the applicant is applying/eligible.
- A simple site plan has been attached indicating the proposed Spray-to-Drip conversion areas.
- Any supplemental documents included have been reviewed.

After an application is received and the information has been verified, a project cannot be accepted and funding is not reserved until a "pre-inspection" is conducted by MWDOC, the Participant Agency, or by a vendor inspector. The pre-inspection visit is a means to determine confirmation of eligibility. The pre-inspection process verifies that the project area contains spray irrigation and that the requested square footage to be removed is consistent with the inspector'smeasurement. This requirement applies to both residential and commercial irrigation conversion areas unless otherwise noted.

When establishing that areas are eligible, careful inspection with accurate and precise measurements, as described in Section V, are always required. For Spray to Drip, during the pre-inspection the total project area square footage is measured. Any non-eligible square footage isdeducted, such as areas that already have drip irrigation or are hand watered by the customer.

Once the pre-inspection is complete, inspector will complete the Pre-inspection section in Droplet, in full, and upload all photos and documentation. Once the Pre-inspection form has been submitted, it will be reviewed by MWDOC. The square footage listed on the application is to be used as a reference. The initial project area is to be based on the square footage as measured during the pre-inspection. Once the initial project area square footage has been determined, that number is used to reserve funding, and aLetter to Proceed (LTP) is generated and sent to the customer.

If the applicant is applying for the Turf Replacement Program simultaneously, a mandatory inspection should occur for the Spray to Drip application at the time of Turf Replacement pre-inspection.

On-Site Pre-Inspection

In-person pre-inspections must include:

- Visual verification of existing spray irrigation
- Physical/manual measurement of proposed irrigation conversion area using the

Moasure device.

- Photos taken by inspector of project area (4 to 6), which must reflect the spray irrigation at the time of inspection. Photos must be taken from appropriate angles, with visible points of reference, and at a sufficient distance to allow for review.

Measuring Sites Aerially

Measuring sites aerially must include:

- GIS or equivalent aerial measurement
- Please note that measuring sites aerially is allowed for **pre-inspections only.**
- Customer is to provide photos of the spray-to-drip conversion area before starting the project (pre-project installation).
- The inspector should be capable of spotting abnormalities in pre-project photos submitted by customers, and if found, should perform mandatory on-site inspections.
- If aerial review is not possible due to obstructions (tree coverage) or inconclusive, Participant Agency should perform a physical pre-inspection as described above.

Photo-based Pre-inspection

MWDOC can perform a photo-based pre-inspection for Spray to Drip applicants who have already received a pre-inspection for an accompanying Turf Replacement application, as long as the requested square footage is the same. This occurs in a case-by-case scenario.

If the application has satisfied all of the above requirements, a Letter to Proceed is generated by MWDOC and emailed to the applicant. The funding is reserved at this point and cannot increase. However, the funding amount may decrease if the applicant installs less drip equipment than was specified on the application or if the costs of the equipment are less than anticipated. Should the application fail the pre-inspection process, the application will be denied. MWDOC reserves the right to conduct, or to require Participant Agency to conduct, an on-site pre-inspection of any Spray-to-Drip application should MWDOC, in its best judgment, deem it necessary to do so.

If the applicant is applying for the Turf Replacement Program simultaneously, an on-site inspection should occur for the Spray to Drip application at the time of Turf Replacement pre-Inspection. Otherwise, a photo-based approval may be conducted by MWDOC for the application.

Post-Inspection Procedures

Customer is to provide post-project installation photos (4 to 6). Photos must be taken from appropriate angles, with visible points of reference, and at a sufficient distance to allow for review.

Prior to scheduling the post-inspection, the Application will be reviewed by MWDOC to confirm the following:

- Application is completed in full.
- Payee Name and Mailing Address for Rebate Check are provided and matches that on thewater bill.
- Applicant has attached at least 3 completed conversion area pictures showing:
    - Wide angle view of completed project area(s)

  - Close-up(s) of installed pressure regulation/filtration component(s)
  - Close-up(s) of installed drip tubing
- Applicant has attached copies of any project-related receipts or invoices. For a receipt/invoice to be considered eligible it must be:
  - Typed
  - Dated within the project period.
  - Include the address where the work was performed, or materials delivered.
  - Include the name of the company or contractor providing the service or materials.
  - Provide a description of the work performed and/or materials purchased, itemized to include make, model, SKU, quantity, price per item, total price.

If the Application is missing or does not comply with the requirements of any of the above, MWDOC/Participant Agency shall work with the applicant to obtain the information and or appropriate photos/documents prior to scheduling the post-inspection. If applicant is unable to provide receipts/invoices that meet the requirements set forth above, the post-inspection will beconsidered a fail, the application will be denied, no rebate will be issued, and no on-site post-inspection should be scheduled.

If the Application has satisfied all of the above requirements, MWDOC/Participant Agency and/or its inspector will work with Applicant to schedule the mandatory on-site post-inspection. The purpose of the on-site post-inspection is to serve as an independent verification of the information contained in the Application. As part of the on-site post-inspection, Participant Agency/inspector must verify the following:

- The actual square footage of the conversion area. All residential Spray-to-Drip sites will be measured using the Moasure device by the Participant Agency and or its inspector for 100% of the sites for 100% ofthe Spray-to-Drip conversion areas during the post-inspections. The required minimum techniques for area measurements are described in Section V - Measurement Techniques.
- That drip irrigation equipment has been installed. For residential on-site post-inspection, if microspray, point-source emitters, or any other type of drip irrigation other than embedded emitter tubing has been installed, this must be noted and photographed. Only embedded emitter tubing installations are eligible for rebates in residential settings.
- That pressure regulation/filtration components have been installed as part of the drip conversion. Manufacturer/make, model, model number/SKU, and quantity should be documented, and the equipment should be photographed.
- That drip tubing has been installed. The drip tubing should be photographed. If covered, a minimum of a 10-foot section must be uncovered for the photograph.
- That spray irrigation is no longer functional in the drip conversion area(s). Any remaining spray heads in the conversion area must be capped (no exceptions).
- That any irrigation ineligible for the rebate, such as spray or bubblers, runs on a separate valve from the eligible drip equipment.

While the initial project area square footage established during the pre-inspection is to be used as a reference, the final project area is to be based on the square footage as measured during the post-inspection. Once the final project area square footage has been determined that number,if equal to or less then the approved square footage on the Letter to Proceed, is used to determine the actual potential rebate amount, so long as it does not exceed the total eligible project costs.

Once the on-site post inspection is complete, the inspector will complete the Post-Inspection section in Droplet, in full, and upload all photos and documentation. Once the Post-Inspection form has been submitted, it will be reviewed by MWDOC, along with copies of all receipts and invoices, and if the Spray-to-Drip project has satisfied all the terms, conditions, guidelines, and requirements of the program, the application will be processed for rebate. If not all the terms, conditions, guidelines, and requirements of the program have been satisfied, the post-inspection will be considered a fail, and the application will be denied, and no rebate funds will be issued.

MWDOC reserves the right to conduct or attend any on-site post-inspection of any Spray-to-Drip application should MWDOC, in its best judgment, deem it necessary to do so.

Spray to Drip - Commercial

The commercial portion of the Spray-to-Drip Rebate Program is administered in a similar way to the residential portion. The inspection requirements for commercial Spray-to Drip Rebate projects are described below:

Pre-Inspection Procedure

Once an application is received, a project cannot be accepted and no funding is reserved until a“pre-inspection” is conducted, as follows:

MWDOC reviews the application to confirm:

- Program application is completed in full.
- A copy of a current water bill is attached and confirms that:
    - Participant agency is participating in the program.
    - Project site is located within Orange County
    - Payee name matches the application name.
- Applicant has attached at least 4 photos of the project area taken with the existing sprinkler system turned on and running. Photos must clearly show the sprinkler system in use and that the spray heads are functional. Photos must also contain identifying features (buildings in the background, unique landscape/decorating features, etc.) to confirm that photos submitted are for the property/site listed in the application.
- Applicant has provided the square footage of the proposed Spray-to-Drip conversion area.
- A simple site plan has been attached indicating the proposed Spray-to-Drip conversion areas.
- Any supplemental documents included have been reviewed.

Once MWDOC confirms that the application is complete and satisfies the above requirements, MWDOC will forward the application to the Participant Agency or Inspection contractor to conduct a mandatory

pre-inspection. For commercial sites that are also participating in the Turf Replacement Program and inspected by Metropolitan's inspection contractor, Participant Agency is required to perform the pre-inspection for the Spray-to-Drip portion of the project.

On-Site Pre-Inspection

In-person pre-inspections must include:

- Visual verification of existing spray irrigation
- Physical/manual measurement of proposed irrigation conversion area using the Moasure device.
- Photos taken by inspector of project area (4 to 6), which must reflect the spray irrigation at the time of inspection. Photos must be taken from appropriate angles, with visible points of reference, and at a sufficient distance to allow for review.

Measuring Sites Aerially

Measuring sites aerially must include:

- GIS or equivalent aerial measurement
- Please note that measuring sites aerially is allowed for **pre-inspections only.**
- Customer is to provide photos of the spray-to-drip conversion before starting the project (pre-project installation).
- The inspector should be capable of spotting abnormalities in pre-project photos submitted by customers, and if found, should perform mandatory on-site inspections.
- If aerial review is not possible due to obstructions (tree coverage) or inconclusive, Participant Agency should perform a physical pre-inspection as described above.

Photo-Based Pre-Inspection

MWDOC can perform a photo-based pre-inspection for Spray to Drip applicants who have already received a pre-inspection for an accompanying Turf Replacement application, as long as the requested square footage is the same. This occurs in a case-by-case scenario.

Once the pre-inspection is complete, the inspector will complete the Pre-inspection section in Droplet, in full, and upload all photos and documentation. Once the Pre-inspection form has been submitted, it will be reviewed by MWDOC. If the application has satisfied all of the above requirements, a Letter to Proceed (LTP) is generatedby MWDOC/Participant Agency and emailed to the applicant. The funding is reserved at this pointand cannot increase. However, the funding amount may decrease if the applicant installs less drip equipment than was specified on the application or if the costs of the equipment are less than the estimated rebate amount. Should the application fail the pre-inspection process, the application will be denied.

Post-Inspection Procedure

Once the Spray-to-Drip Project is complete, applicant completes the Spray-to-Drip application to request a **mandatory on-site post-inspection**. Prior to scheduling the post-inspection, the application will be reviewed by MWDOC to confirm the following:

- Application is completed in full.
- Payee Name and Mailing Address for Rebate Check is provided.
- Applicant has attached completed conversion area pictures showing:
    - Wide angle view of completed project area(s)
    - Close-up(s) of installed pressure regulation/filtration component(s)
    - Close-up(s) of installed drip tubing
- Applicant has attached copies of any project-related receipts or invoices. For a receipt/invoice to be considered eligible it must include the following:
    - Typed
    - Dated within the project period.
    - Include the address where the work was performed, or materials delivered.
    - Include the name of the company or contractor providing the service or materials.
    - Provide a description of the work performed and/or materials purchased, itemized to include make, model, sku, quantity, price per item, total price. If microspray or point source emitters have been installed, the flow rate for each must be 2.5 gallons per hour or less, or per the terms and conditions of the Program.

If the application is missing or does not comply with the requirements of any of the above, MWDOC/Participant Agency shall work with the applicant to obtain the information and/or appropriate photos/documents/invoices prior to scheduling the post-inspection. If applicant is unable to provide photos/documents/invoices that meet the requirements set forth above, the application will be considered incomplete, the application will be denied, no rebate will be issued, and no on-site post-inspection should be scheduled.

If the application has satisfied all of the above requirements, Participant Agency and/or its inspector will work with Applicant to schedule the mandatory on-site post-inspection. The purpose of the on-site post-inspection is to serve as an independent verification of the information contained in the application. For commercial sites that are also participating in the Turf Replacement Program and inspected by Metropolitan's inspection contractor, Participant Agencyis required to perform the on-site post-inspection for the Spray-to-Drip portion of the project. As part of the on-site post-inspection, Participant Agency/inspector must verify the following:

- The actual square footage of the conversion area. All commercial spray-to-drip sites will be measured using the Moasure device by the Participant Agency and or its inspector for 100% of the sites for 100% of the spray-to-drip conversion areas during the post-inspections. The required minimumtechniques for area measurements are described in Section V -Measurement Techniques.

- That drip irrigation equipment has been installed. The type of drip equipment (embedded emitter tubing/microspray/point source emitters) must be noted and photographed. Please note that ineligible equipment, such as bubblers, would invalidate the project.

- That pressure regulation/filtration components have been installed as part of the drip conversion. Manufacturer/make, model, model number/SKU, and quantity should be documented, and the equipment should be photographed.

- That drip tubing has been installed. The drip tubing should be photographed. If covered, a minimum of a 20-foot section must be uncovered for the photograph.

- That spray irrigation is no longer functional in the drip conversion area(s). Any remaining spray heads in the conversion area must be capped (no exceptions).

Once the on-site post-inspection is complete, the inspector will complete the post-inspection, in full, and upload all photos and documentation. Once the post-inspection Form has been submitted, it will be reviewed by MWDOC, along with copies of all receipts and invoices, and if the Spray-to-Drip project has satisfied all the terms, conditions, guidelines, and requirements of the program, the application will be processed for rebate. If not all the terms, conditions, guidelines, and requirements of the program have been satisfied, the post-inspection will be considereda fail, and the application will be denied, and no rebate funds will be issued.

MWDOC reserves the right to conduct or attend any on-site post-inspection of any Spray-to Drip application should MWDOC, in its best judgment, deem it necessary to do so.

V. Measurement Techniques- On Site

When measuring sites, the Moasure device must be used. A measuring wheel may be used, on a case-by-case basis, in the event the Moasure device is nonfunctional. Measuring wheels are nearly as accurate when rolling on a flat surface, such as concrete or asphalt. However, measuring wheels on turf or shrub areas run the risk of being inaccurate. For large sites, a map should be provided indicating all the turf areas intended for removal, and all project areas should be measured and noted with square footage.

Odd shapes are often hard to measure accurately. The Moasure device is ideal for these situations. In the event, a measuring wheel or alternative method of measurement must be used, the below is a listing of acceptable measurement techniques of odd shapes.Alternative measuring techniques must be submitted to MWDOC for review and approval prior to implementation and must be at least as accurate as the techniques listed here.

Non-Uniform Rectangular

First measure the length of the longest axis of the area (line AB). This is called the *length line*. Next, divide the length line into equal sections, for example 13 ft. At each of these points, measure the distance across the area in a line perpendicular to the length line at each point (lines C through H). These lines are called *offset lines*. Finally, average the lengths of all offset lines and multiply the result times line AB (65 ft. in this example). This is most notably differentfrom the Non-Uniform Ellipse method in that exactly one of the left or right edges is measured,in this case line “C.”

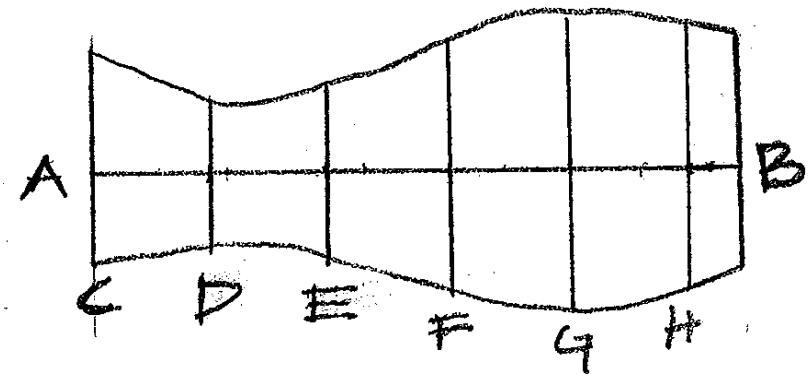

Example: Non-Uniform Rectangular
Length line (AB) = 65 ft Distance between offset lines is 13 ft apart. Length of each offset line: C = 20 ft F = 20 ft D = 10 ft G = 25 ft E = 15 ft H = 20 ft Average length of offset lines = (C + D + E + F + G + H) / (Number of offset lines) = (20 + 10 + 15 + 20 + 25 + 20) / 6 = 18.3 ft Total Area = (Length line) x (Average length of offset lines) = 65 ft x 18.3 ft = 1189.5 ft^2

Irregular Rhombus or Widening Rectangular

A fast way to measure irregular rhombi is shown in the example below. Stake one end of the measuring tape at point (A, B); measure line d and then line B. Without removing the stake measure line c and then line A. Using those four measurements you will be able to find line f andline e. The areas of triangle (fd), triangle (ce), and rectangle (cd) can now be calculated.

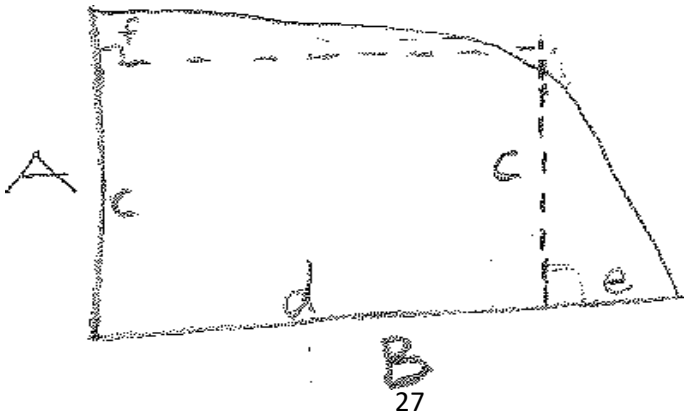

Example: Irregular Rhombus or Widening Rectangular
Length of each line: A = 20 ft c = 18 ft B = 25 ft d = 21 ft Line (f) = A – c Line (e) = B – d = 20 ft – 18 ft = 25 ft – 21 ft = 2 ft = 4 ft Area (cd) = c x d = 18 ft x 21 ft = 378 ft^2 Area (ce) = (c x e) / 2 = (18 ft x 4 ft) / 2 = 36 ft^2 Area (fd) = (f x d) / 2 = (2 ft x 21 ft) / 2 = 21 ft^2 Total Area = Area (cd) + Area (ce) + Area (fd) = 378 ft^2+ 36 ft^2 + 21 ft^2 = 435 ft^2

Non-Uniform Round

First measure 16 evenly spaced radii from the same center point (point A). This is called the *center point*. Next take the average of all the radii (B + C + D + E + F + G + H + I + J + K + L + M + N + O + P + Q) / 16. Use the average radii to calculate the area of a circle. (12.25 ft. in this example).

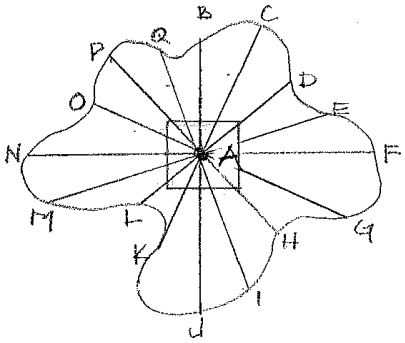

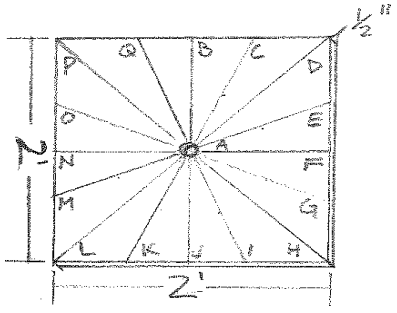

Example: Non-Uniform Round

Length of each offset line:
B = 10 ft E = 12 ft H = 10 ft K = 9 ft N = 16 ft Q = 9 ft C = 15 ft F= 15 ft
I = 15 ft L = 8 ft O = 10 ft D = 10 ft G = 13 ft J = 17 ft M = 15 ft P = 12 ft

Number of radii = 16

Average length of offset lines
= (B + C + D + E + F + G + H + I + J + K + L + M + N + O+ P + Q)
/ (Number of radii)

= (10 + 15 + 10 + 12 + 15 + 13+ 10 + 15 + 17 + 9 + 8 + 15 + 16 + 10 + 12 + 9)
/ 16

= 12.25 ft

Total Area = π x 12.25^2 ft
= 3.14 x 12.25 ft x 12.25 ft
= 471 ft^2

Non-Uniform Ellipses

The method used for irregular shaped areas is called the "offset method". First measure the lengthof the longest axis of the area (line AB). This is called the *length line*. Next, divide the length line into equal sections, for example 10 ft. At each of these points, measure the distance across the area in a line perpendicular to the length line at each point (lines C through G). These lines are called *offset lines*. Finally, add the lengths of all offset lines and multiply the result times the distance that separates these lines (10 ft. in this example). This is most notably different from Non-Uniform Rectangular in that neither the left nor right edges of the shape are measured in theellipse.

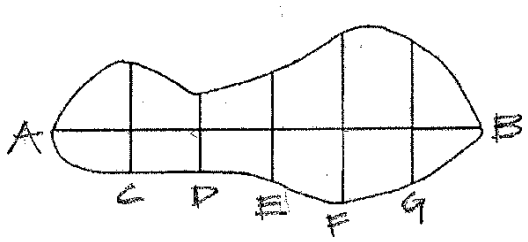

Example: Non-Uniform Ellipse

Length line (AB) = 60 ft
Distance between offset lines is 10 ft apart.

Length of each offset line
C = 15 ft F = 25 ft
D = 10 ft G = 20 ft
E = 15 ft

Total length
of offset lines = C + D + E + F + G
= 15 + 10 + 15 + 25 + 20
= 85 ft

Total Area = (Distance between offset lines)
x (sum of the length of offset lines)
= 10 ft x 85 ft
= 850 ft^2

Non-Uniform Ellipses Alternate

An alternate method of measuring non-uniform ellipses is by dividing the ellipses into uniform partsand utilizing the non-uniform round method as described above. An example is shown below.

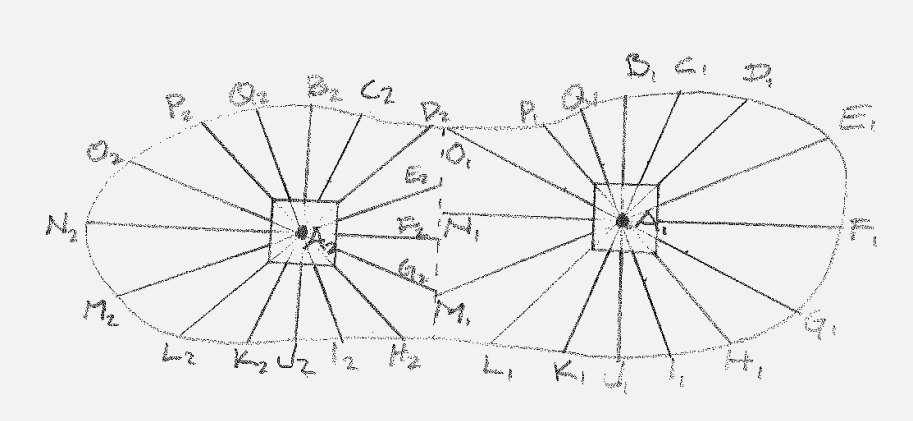

VI- Measurement Techniques - Aerial

Please note that aerial inspections are allowed for area-based **pre-inspections only.**

Aerial inspections must be performed using GIS software, such as ArcGIS, NearMap, or GoogleEarth. Imagery resolution should be at least 1 foot. Google MyMaps or Google Maps will not be sufficient for performing aerial inspections. If you would like an exception or have a question about a specific method, please ask MWDOC.

When performing aerial inspections, please see the steps:

- Look up the site address in your GIS system.
- If measuring aerially is difficult due to tree cover or other issues, you must perform an on-site pre-inspection.
- Use the site plan and/or customer-submitted photos as a guide for measuring the application areas.
- Draw out one or more polygons measuring the area on the map.
- Screenshot the aerial measurement with the polygons that must be uploaded to the Droplet portal.
- Complete pre-inspection form and upload it to Droplet portal.

Exhibit B

P.O. Box 20895
Fountain Valley, CA 92728
Phone: (714)963-3058
Fax: (714)964-9389

Invoice No. 16871

EXAMPLE

INVOICE

Customer

Name	Agency				
Street	P.O. Box 30205				
City	Orange	State	CA	ZIP	92607-0205
Attn:	Accounts Payable				

Date	8/29/2022
Due Date	Upon Receipt

Description	Amount
FY 2021-2022 Choice Programs Billing Invoice	
Water Use Efficiency FY 21-22	$ 101,507.28
WUE Adjustment for prior year FY 20-21	$ (264.07)
School Program FY 21-22	$ 7,455.93
School Program Adjustment for prior year FY 20-21	$ -
Total Refund Due	**$ 108,699.14**

Payment Details

Cust #:	Example
GLA #:	
GLA #:	
GLA #:	
GLA #:	

Please direct your inquiries to the Accounting Department.

Exhibit C

MWDOC Water Use Efficiency Choice Allocation for FY 2024/25

Based on Outside Funding in January 1, 2023 - December 31, 2023

By Retail Agency	Metropolitan Incentives [1]	MWDOC Grants [2]	Vendor Fees [3]	Total Outside Funding	Percentage Share	Initial Choice Allocation	Prior Year Percentage Share [4]	Ajustment for Prior year [5]	Current Year Invoice Amount
Brea	$151,253	$27,174	$599	$179,026	2.41%	$23,811.72	1.08%	($1,413.22)	$22,398.50
Buena Park	$157,344	$14,764	$4,460	$176,568	2.37%	$23,484.83	0.68%	($895.05)	$22,589.78
East Orange County Water District	$42,591	$14,913	$202	$57,706	0.78%	$7,675.32	0.17%	($227.23)	$7,448.09
El Toro Water District	$155,004	$22,977	$6,545	$184,526	2.48%	$24,543.28	1.73%	($2,273.60)	$22,269.68
Fountain Valley	$56,619	$26,263	$660	$83,542	1.12%	$11,111.69	0.70%	($915.56)	$10,196.13
Garden Grove	$72,597	$20,632	$1,935	$95,164	1.28%	$12,657.48	0.65%	($855.23)	$11,802.25
Golden State Water Company	$41,322	$9,702	$3,356	$54,381	0.73%	$7,233.00	1.15%	($1,513.14)	$5,719.86
Huntington Beach	$394,458	$103,489	$2,632	$500,579	6.73%	$66,580.56	6.61%	($8,672.98)	$57,907.58
Irvine Ranch Water District	$1,753,309	$175,232	$45,224	$1,973,765	26.53%	$262,524.84	11.41%	($14,967.02)	$247,557.82
La Habra	$71,923	$30,684	$933	$103,540	1.39%	$13,771.57	0.86%	($1,134.50)	$12,637.07
La Palma	$1,662	$535	$196	$2,393	0.03%	$318.30	0.02%	($23.97)	$294.33
Laguna Beach County Water District	$15,847	$4,582	$260	$20,689	0.28%	$2,751.84	0.39%	($510.62)	$2,241.22
Mesa Water District	$281,711	$68,174	$1,465	$351,350	4.72%	$46,732.03	3.84%	($5,037.91)	$41,694.12
Moulton Niguel Water District	$862,916	$141,116	$9,878	$1,013,909	13.63%	$134,857.17	21.83%	($28,641.95)	$106,215.22
Newport Beach	$145,637	$20,791	$2,000	$168,428	2.26%	$22,402.15	5.37%	($7,042.32)	$15,359.83
Orange	$463,183	$78,557	$3,477	$545,217	7.33%	$72,517.73	4.85%	($6,359.44)	$66,158.29
San Clemente	$165,332	$21,659	$2,856	$189,847	2.55%	$25,250.98	8.96%	($11,760.73)	$13,490.25
Santa Margarita Water District	$549,448	$109,272	$12,412	$671,133	9.02%	$89,265.48	11.38%	($14,936.25)	$74,329.23
Seal Beach	$43,245	$6,795	$247	$50,287	0.68%	$6,688.47	0.16%	($205.11)	$6,483.36
Serrano Water District	$1,177	$421	$135	$1,732	0.02%	$230.41	0.34%	($447.29)	($216.88)
South Coast Water District	$272,030	$14,274	$1,603	$287,906	3.87%	$38,293.61	7.63%	($10,015.72)	$28,277.89
Trabuco Canyon Water District	$111,797	$10,811	$493	$123,101	1.65%	$16,373.35	4.58%	($6,010.22)	$10,363.13
Tustin	$161,736	$37,134	$773	$199,643	2.68%	$26,553.97	2.09%	($2,746.97)	$23,807.00
Westminster	$56,902	$11,586	$1,040	$69,529	0.93%	$9,247.81	1.11%	($1,450.49)	$7,797.32
Yorba Linda Water District	$240,388	$32,647	$1,651	$274,686	3.69%	$36,535.21	2.28%	($2,990.82)	$33,544.39
Anaheim	$0	$30,917	$0	$30,917	0.42%	$4,112.22	0.06%	($79.14)	$4,033.08
Fullerton	$0	$15,906	$0	$15,906	0.21%	$2,115.56	0.04%	($52.17)	$2,063.39
Santa Ana	$0	$13,641	$0	$13,641	0.18%	$1,814.42	0.01%	($16.66)	$1,797.76
Orange County Total	$6,269,431	$1,064,649	$105,032	$7,439,112	100%	$989,455.00	100.00%	($131,195.31)	$858,259.69

[1] Incentive amounts funded though Metropolitan's Conservation Credits Program. Programs include Commercial, Industrial, Institutional, Residential, Landscape, Recycled Water Conversion.

[2] Outside funding through grants awarded to MWDOC by the California Department of Water Resources and US Bureau of Reclamation. Excludes member agency administrative and supplemental contributions.

[3] Vendor fees are administrative processing costs paid for by Metropolitan or through MWDOC grants.

[4] Prior year percentage share is rounded to the nearest hundredth of a percent.

[5] Prior year adustment to benefits per audit.

Item No. 6

ACTION ITEM
August 20, 2025

TO: **Board of Directors**

FROM: **Administration & Finance Committee**
(Directors Crane, Thomas, Nederhood)

Harvey De La Torre, General Manager

Staff Contact: Cathleen Harris, Director of Human Resources & Administration

SUBJECT: **RECOMMENDED CHANGES TO THE 401(a) AND 457(b) RETIREMENT PLANS**

STAFF RECOMMENDATION

Staff recommends that the Board of Directors approve Option #2 to:

a. Change the current 401(a) Money Purchase Pension Plan recordkeeper to EMPOWER;
b. Authorize staff to work with Investment Advisor, Ted Grigsby of Fiduciary Consulting Group at Morgan Stanley, District Counsel, and recordkeepers to convert the current 401(a) plan record-kept by VOYA to EMPOWER, and prepare and execute required documents to successfully establish EMPOWER as the sole recordkeeper of the District's 401(a) Money Purchase Pension and 457(b) Plans, anticipated to take effect by January 1, 2026; and,
c. Authorize the General Manager and Director of Human Resources to execute necessary documents and contracts.

COMMITTEE RECOMMENDATION

The committee concurred with the staff recommendation.

REPORT

Background

In December 2024, the Board approved and awarded a contract for investment management services to the Hyas Group, now known as Fiduciary Consulting Group at Morgan Stanley.

Budgeted: ☐ Yes ☐ No ☒ N/A	Budgeted amount:	Core: ☐	Choice: ☐
Action item amount: N/A	Movement between funds: ☐ Yes ☐ No		

The purpose of hiring an investment advisor is to assist in the review and monitoring of the District's current retirement plans, analyze investment menus, associated fees and costs, ensure compliance with regulations, and recommend the best overall investment structure plan from a cost and performance perspective.

MWDOC currently maintains two retirement plans, a 401(a) with VOYA and a 457(b) with EMPOWER. Each plan is funded by a separate trust. In total, as of August 1, 2025, the two trusts currently hold assets with an estimated total value of approximately $8,249,736.

The following information is participant and account balance information:

Account	Balance	# of Total Participants	# of Active Participants	# of Inactive Participants
VOYA	$2,116,136	18	9	9
EMPOWER	$6,133,600	49	29	20

Recommendations

During their review, the investment advisor identified the following recommended changes in the following two areas of the District's 401(a) and 457(b) retirement plans:

- Modernization of the current investment **menus**
- Updates to each of the vendor's **recordkeeping** contracts

The current contracts with each recordkeeper establish the fee structure and the types of investments that can be offered through the plan. The current contracts for each vendor are old legacy contracts that include investment and liquidity limitations in the fixed accounts. The investment advisor has been working with each recordkeeper to update their contracts, enabling them to offer broad access to investment offerings and reduce administrative and investment fees for participants.

In evaluating the retirement plans and potential cost savings, the investment advisor developed two options, both resulting in modernized investment menus with reduced investment management and recordkeeping fees. The full analysis of the recommendations is detailed in Attachment 1.

The primary difference between the two recommended approaches is the recordkeeping management arrangements for the District's 401(a) and 457(b) retirement plans:

- **Option #1:** Retains the existing recordkeepers for continued management of each plan separately, with each recordkeeper offering reduced costs by lowering their investment management and recordkeeping fees. (EMPOWER + VOYA)
- **Option #2:** Consolidates the management of the plans into a ***single recordkeeper arrangement***. This option yields the most significant savings due to optimized recordkeeping fees and easier administrative oversight. (EMPOWER only -or- VOYA only)

Under both Options #1 and #2, the investment advisor will work with recordkeeper(s) on the transfer of legacy fixed account balances to new fixed accounts within the investment menus. Updates to plan provisions to provide modern features, such as Roth, catch-up contributions, and loan options, will simplify administration and thereby reduce fees.

	Option #1 **Retain separate recordkeepers**	**Option #2** **Consolidate to a single recordkeeper**
Plans with modernized investment menus.	✓	✓
Lower investment management and recordkeeping fees, with updated recordkeeping contracts.	✓	✓
The investment advisor will work with recordkeeper(s) on the transfer of legacy fixed account balances to new fixed accounts within the investment menus.	✓	✓
Update plan provisions to provide modern features, such as Roth, catch-up contributions, and loan options.	✓	✓
Eliminate the use of a third-party administrator through Economic Group Pension Services (EGPS) to assist with VOYA retirement services.	✓	✓
Plans maintained by separate recordkeepers, allowing the District to retain the current provider for <u>each</u> plan.	✓	
The recordkeepers and investment management fees will be evaluated in 3 years through a formal RFP process.	✓	
Ease of administrative oversight by having one recordkeeper manage both plans and simplifying options for participants.		✓
Increased cost savings coupled with improved ongoing oversight and compliance with the plan.		✓

Of note, each of the existing recordkeepers has liquidity provisions on the proprietary legacy fixed accounts. Currently, the EMPOWER legacy fixed accounts (previously put in place by MassMutual, which EMPOWER acquired) are more restrictive and require a five-year wind-down period without being “benefit responsive” (no participant-directed distributions allowed) to fully transfer funds to a new recordkeeper. However, EMPOWER has agreed to lift some of the liquidity restrictions in the event the District keeps them as a recordkeeper. VOYA’s fixed accounts also have a five-year wind-down period where 20% of the fixed account assets are transferred every year to the new vendor. However, the VOYA fixed account is benefit responsive, meaning that participants can make eligible withdrawals if needed during the transition period.

Below are the total estimated cost projections based on plan assets and aggregated fees presented in Attachment 1; the estimated annual fees for both plans are approximately $95,268. The annualized fee savings for retaining both recordkeepers and consolidated scenarios are outlined below. Please note, these figures are estimates only and will vary based on investment selection and asset growth.

Option	Recordkeeper(s)	Admin + Investment Fees	Annualized Fees	Projected Annual Participant Savings
Current	EMPOWER + VOYA	1.23%	$95,268	-
Option #1: Retain separate recordkeepers	EMPOWER + VOYA	0.57%	$44,174	$51,094
Option #2: Consolidate to a single recordkeeper	EMPOWER (only)	0.40%	$30,940	$64,328
	VOYA (only)	0.53%	$40,995	$54,273

Therefore, based on the proposed fees provided by each recordkeeper, the staff recommendation is to move forward with Option #2, with EMPOWER as the sole recordkeeper for both the District's 401(a) and 457(b) plans. The justification is that EMPOWER provided the lowest fees under Option #2, in managing both the 401(a) and 457(b) retirement plans, and offers a similar level of service. The investment advisor will continue to negotiate with EMPOWER on the transfer of funds from legacy fixed accounts.

Attachment 1, outlines the Investment Menu Analysis, along with the expense breakdowns and cost savings for each option, is provided.

ALIGNMENT WITH BOARD STRATEGIC PRIORITIES

- ☐ *Clarifying MWDOC's mission and role; defining functions and actions.*
- ☐ *Balance support for Metropolitan's regional mission and Orange County values and interests.*
- ☐ *Strengthen communications and coordination of messaging.*
- ☐ *Work with member agencies to develop water supply and demand objectives.*
- ☐ *Solicit input and feedback from member agencies.*
- ☒ *Invest in workforce development and succession planning.*

BOARD OPTIONS

Option #1: The existing recordkeepers continue to manage each of the plans separately, with a modernized investment menu, lower recordkeeping and investment management fees and updated recordkeeping contracts; negotiate with each recordkeeper on transfer of legacy fixed account balances to new fixed accounts and recommend that the recordkeepers and investment management fees be evaluated in 3 years by initiating a formal RFP process.

Fiscal Impact: Reduced investment management and administrative services fees resulting in an estimated savings of approximately $51,094 combined annually for participants and $4,100 for the District. Actual fees will vary based on the investments selected for participants, as well as transaction fees, including one-time participant fees for distributions or other individual actions.

Option #2: Change the current 401(a) Money Purchase Pension Plan recordkeeper to EMPOWER; Authorize staff to work with Investment Advisor, Ted Grigsby of Fiduciary Consulting Group at Morgan Stanley, District Counsel, and recordkeepers to convert the current 401(a) plan record-kept by VOYA to

EMPOWER, and prepare and execute required documents to successfully establish EMPOWER as the sole recordkeeper of the District's 401(a) Money Purchase Pension and 457(b) Plans, anticipated to take effect by January 1, 2026; and Authorize the General Manager and Director of Human Resources to execute necessary documents and contracts.

Fiscal Impact: Reduced investment management and administrative service fees resulting in an estimated savings of approximately $64,328 annually for participants and $4,100 for the District. Actual fees will vary based on the investments selected for participants, as well as transaction fees, including one-time participant fees for distributions or other individual actions.

Attachments/Links:
Attachment 1: Investment Menu Analysis, August 2025, prepared by Fiduciary Consulting Group at Morgan Stanley

Morgan Stanley

Fiduciary Consulting Group

Municipal Water District of Orange County

Investment Menu Analysis

August 2025

Municipal Water District of Orange County

Investment Menu Analysis – August 2025

INTRODUCTION

The Municipal Water District of Orange County ("Plan Sponsor") currently sponsors a two retirement plans ("Plans") as retirement savings vehicles for its employees. The Plans are currently serviced by Empower Financial ("Empower") and Voya Financial ("Voya"). The Plan Sponsor recently engaged the Fiduciary Consulting Group ("FCG") to provide investment and plan consulting services; this report will provide recommendations as to the best overall investment structure from a cost and performance perspective. Through this process the Plan Sponsor has the potential to provide participants with savings that have a real impact on retirement outcomes.

Municipal Water District of Orange County

Investment Menu Analysis – August 2025

FEE OVERVIEW

The current fee structure includes a mix of explicit fees and revenue share paid from investment companies to the recordkeepers which is then credited towards the Plans' administrative expenses. Most of the current options in the investment menus provide some level of revenue share but due to this amount varying by fund, this creates a scenario where some participants are paying more towards Plan expenses than others. The most equitable fee structure would remove the revenue share from the lineup by utilizing lower cost institutional share classes which do not provide revenue share while implementing a more transparent administrative fee which would be charged as a line item on participant statements. Under this option, Option #1, an explicit recordkeeping fee would need to be negotiated with each provider as we would look to maintain the current recordkeeping structure, utilizing both Empower and Voya. Empower and Voya have both stated that they would be willing to maintain the current structure – while moving to a zero-revenue share fund lineup – with a recordkeeping cost of 0.28% and 0.50%, respectively.

The current combined investment expense, net of any revenue share amounts, is equal to roughly 0.38% on all plan assets across the two plans. By moving away from proprietary investment options and towards institutional strategies and share classes, we are able to reduce this expense to roughly 0.23% - a savings of over 40% compared to the current options. The below chart details the breakdown of recordkeeping and investment management expenses across each of the plans.

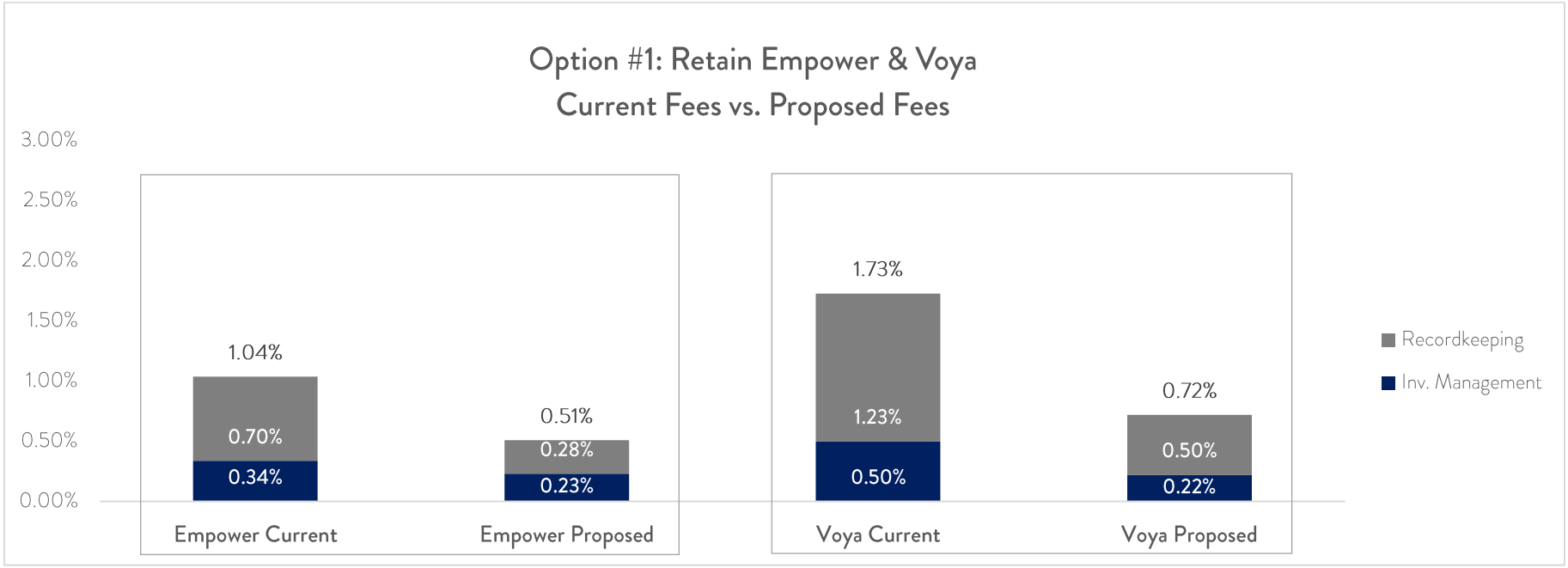

Under Option #2, we would still see the cost savings from the zero-revenue, institutional share class lineup. However, Empower has also stated that if the Plan Sponsor wished to consolidate the Voya assets to Empower, they could provide an additional reduction in recordkeeping costs down to 0.17%. Similarly, Voya has proposed pricing of 0.30% if the Plan Sponsor decided to consolidate the Empower assets to Voya. This structure may provide participants with a more uniform experience, and lower expenses, but comes at the cost of transitioning the from one recordkeeper to another, including the complexities of managing the exit from the proprietary capital preservation options. The chart below details the potential savings of consolidating assets under Option #2.

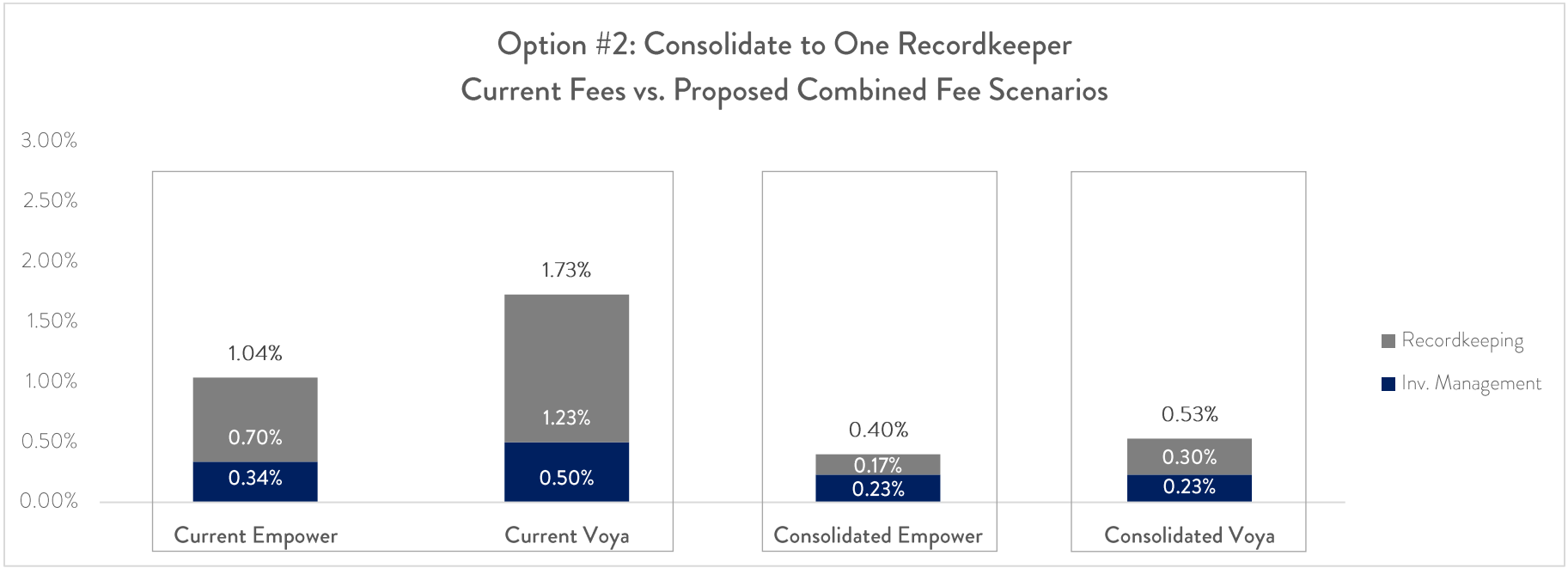

Municipal Water District of Orange County

Investment Menu Analysis – August 2025

Based on the Plans' assets and aggregated fees presented in this document, estimated annual fees for both Plans are approximately $95,268. The annualized fee savings for retaining both recordkeepers and consolidated scenarios are outlined below. As noted above, Empower provides the greater estimated savings opportunity for the Plan:

Option	Recordkeeper	Admin + Investment Fees	Annualized $ Fees	Projected Savings (annual)
Current	Empower + Voya	1.23%	$95,268	-
Option #1	Empower + Voya	0.57%	$44,174	$51,094
Option #2	Empower	0.40%	$30,940	$64,328
		or		
	Voya	0.53%	$40,995	$54,273

Please note, these figures are estimates only and will vary based on investment selection and asset growth. The savings figures presented above were annualized at a point in time and were calculated by multiplying the relative fee arrangement to the plan assets. The current combined fee incorporates both the current Empower and Voya fee arrangement. Additionally, these figures do not incorporate fees related to participant actions, such as distributions, rollovers, loans, or other. These are for illustration purposes only.

INVESTMENT PROCESS

FOCUS LIST
> Screen portfolios for appropriate characteristics

INVESTMENT REVIEW
> Analyze investment strategy
> Attribution analysis
> Portfolio structure/risk analysis

PERFORMANCE ANALYSIS
> Review performance over multiple periods
> Statistical review
> Performance versus peers and time periods

DUE-DILIGENCE
> Correspond with investment manager, analysts and/or other key personnel to verify data
> Understand ownership stake, hierarchy and pay structures
> Ascertain key traits to their success
> Costs and share class review

IMPLEMENTATION
> Plan agreements
> Fee review
> Communication

THOUSANDS OF INVESTMENT PRODUCTS
1) Databases
2) Industry contacts
3) Face-to-face meetings

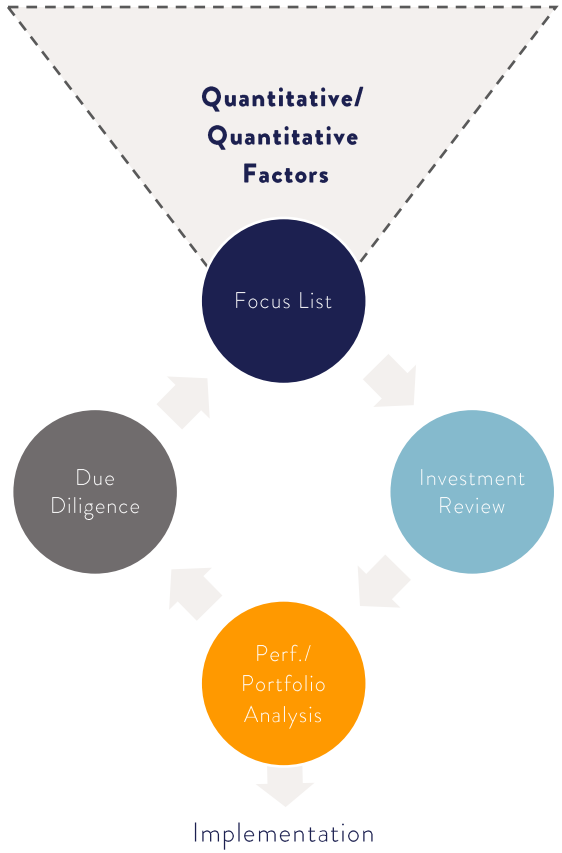

Municipal Water District of Orange County

Investment Menu Analysis – August 2025

INVESTMENT SELECTION

The underlying investment managers of the provided menu have shown a competitive performance track record relative to both their respective peer groups and indices. The funds each have a similarly competitive expense ratio and do not include any revenue share. The recommended investment menu structure and investment options can be found below, followed by a fee analysis and proposed mapping.

RECOMMENDED INVESTMENT MENU – COMBINED PLANS

Asset Class	Fund Name	Ticker	Expense Ratio	Combined Assets
Cap. Pres.	Empower General Account/Voya Fixed Account	-	0.40%	$1,062,001
Int.-Term (index)	Fidelity US Bond Index	FXNAX	0.03%	$117,408
Int.-Term (active)	Hartford Total Return Bond R6	ITBVX	0.32%	$387,192
Large Value	Vanguard Equity Income Adm	VEIRX	0.18%	$507,960
Large Blend	Fidelity S&P 500 Index	FXAIX	0.02%	$1,696,460
Large Growth	JPMorgan Large Cap Growth R6	JLGMX	0.44%	$1,029,839
Mid Value	Wells Fargo Special Mid Cap Value R6	WFPRX	0.72%	$61,486
Mid Blend	Fidelity Mid Cap Index	FSMDX	0.03%	$405,346
Mid Growth	AMG TimesSquare Mid Cap Growth Z	TMDIX	0.89%	$35,335
Small Blend (index)	Fidelity Small Cap Index	FSSNX	0.03%	$173,692
Small Blend (active)	DFA US Small Cap I	DFSTX	0.27%	$727,554
Int'l Blend (index)	Fidelity Total International Index	FTIHX	0.06%	$77,972
Int'l Blend (active)	MFS International Diversification R6	MDIZX	0.75%	$327,013
Target Date	Vanguard Target Retirement Inc. to 2070	Varies	0.08%	$1,125,687
			TOTAL	**$7,734,946**

	CURRENT	PROPOSED	SAVINGS
INVESTMENT COST (%)	0.38%	0.23%	0.16%
INVESTMENT COST ($)	$29,609	$17,483	$12,127

Investment expense data provided by Morningstar.
Asset data provided by Principal and is as of 12/31/2024.

Municipal Water District of Orange County

Investment Menu Analysis – August 2025

RECOMMENDED INVESTMENT MENU – EMPOWER PLAN

Asset Class	Fund Name	Ticker	Expense Ratio	Combined Assets
Cap. Pres.	Empower General Account	-	0.40%	$625,924
Int.-Term (index)	Fidelity US Bond Index	FXNAX	0.03%	$117,408
Int.-Term (active)	Hartford Total Return Bond R6	ITBVX	0.32%	$307,692
Large Value	Vanguard Equity Income Adm	VEIRX	0.18%	$474,220
Large Blend	Fidelity S&P 500 Index	FXAIX	0.02%	$850,814
Large Growth	JPMorgan Large Cap Growth R6	JLGMX	0.44%	$761,778
Mid Value	Wells Fargo Special Mid Cap Value R6	WFPRX	0.72%	$49,559
Mid Blend	Fidelity Mid Cap Index	FSMDX	0.03%	$397,265
Mid Growth	AMG TimesSquare Mid Cap Growth Z	TMDIX	0.89%	$35,335
Small Blend (index)	Fidelity Small Cap Index	FSSNX	0.03%	$173,692
Small Blend (active)	DFA US Small Cap I	DFSTX	0.27%	$599,840
Int'l Blend (index)	Fidelity Total International Index	FTIHX	0.06%	$77,972
Int'l Blend (active)	MFS International Diversification R6	MDIZX	0.75%	$242,670
Target Date	Vanguard Target Retirement Inc. to 2070	Varies	0.08%	$872,259
			TOTAL	**$5,586,428**

	CURRENT	PROPOSED	SAVINGS
INVESTMENT COST (%)	0.34%	0.23%	0.11%
INVESTMENT COST ($)	$18,847	$12,849	$5,998

Investment expense data provided by Morningstar.
Asset data provided by Principal and is as of 12/31/2024.

Municipal Water District of Orange County

Investment Menu Analysis – August 2025

RECOMMENDED INVESTMENT MENU – VOYA PLAN

Asset Class	Fund Name	Ticker	Expense Ratio	Combined Assets
Cap. Pres.	Voya Fixed Account	-	0.40%	$436,078
Int.-Term (index)	Fidelity US Bond Index	FXNAX	0.03%	$0
Int.-Term (active)	Hartford Total Return Bond R6	ITBVX	0.32%	$79,500
Large Value	Vanguard Equity Income Adm	VEIRX	0.18%	$33,740
Large Blend	Fidelity S&P 500 Index	FXAIX	0.02%	$845,647
Large Growth	JPMorgan Large Cap Growth R6	JLGMX	0.44%	$268,062
Mid Value	Wells Fargo Special Mid Cap Value R6	WFPRX	0.72%	$11,927
Mid Blend	Fidelity Mid Cap Index	FSMDX	0.03%	$8,081
Mid Growth	AMG TimesSquare Mid Cap Growth Z	TMDIX	0.89%	$0
Small Blend (index)	Fidelity Small Cap Index	FSSNX	0.03%	$0
Small Blend (active)	DFA US Small Cap I	DFSTX	0.27%	$127,714
Int'l Blend (index)	Fidelity Total International Index	FTIHX	0.06%	$0
Int'l Blend (active)	MFS International Diversification R6	MDIZX	0.75%	$84,343
Target Date	Vanguard Target Retirement Inc. to 2070	Varies	0.08%	$253,427
			TOTAL	**$2,148,518**

	CURRENT	PROPOSED	SAVINGS
INVESTMENT COST (%)	0.50%	0.22%	0.29%
INVESTMENT COST ($)	$10,762	$4,634	$6,129

Investment expense data provided by Morningstar.
Asset data provided by Principal and is as of 12/31/2024.

Municipal Water District of Orange County

Investment Menu Analysis – August 2025

Empower Plan Proposed Mapping

Name	Ticker	Expense	Rev Share	Assets	Asset Class	Fund	Expense	Rev Share
American Funds EuroPacific Growth R3	RERCX	1.12%	0.65%	$57,884	Int'l Blend (active)	MFS International Diversification R6	0.75%	0.00%
American Funds Growth Fund of America R3	RGACX	0.94%	0.65%	$761,778	Large Growth	JPMorgan Large Cap Growth R6	0.44%	0.00%
Artisan Mid Cap Value Inv	ARTQX	1.14%	0.35%	$49,559	Mid Value	Wells Fargo Special Mid Cap Value R6	0.72%	0.00%
BNY Mellon International Stock Index Inv	DIISX	0.61%	0.35%	$77,972	Int'l Blend (index)	Fidelity Total International Index	0.06%	0.00%
Baron Small Cap Retail	BSCFX	1.31%	0.40%	$385,591	Small Cap (active)	DFA US Small Cap I	0.27%	0.00%
Dodge & Cox International Stock I	DODFX	0.62%	0.10%	$184,787	Int'l Blend (active)	MFS International Diversification R6	0.75%	0.00%
Franklin Small Cap Value A	FRVLX	0.99%	0.35%	$214,249	Small Cap (active)	DFA US Small Cap I	0.27%	0.00%
Hartford Dividend & Growth HLS IB	HDGBX	0.90%	0.50%	$360,560	Large Value	Vanguard Equity Income Adm	0.18%	0.00%
Hartford Total Return Bond HLS IB	HBNBX	0.75%	0.50%	$307,692	Int.-Term (active)	Hartford Total Return Bond R6	0.32%	0.00%
Invesco Equity and Income A	ACEIX	0.77%	0.55%	$113,660	Large Value	Vanguard Equity Income Adm	0.18%	0.00%
T. Rowe Price Retirement 2010 R	RRTAX	0.99%	0.65%	$0	Income	Vanguard Target Retirement Income Inv	0.08%	0.00%
T. Rowe Price Retirement 2020 R	RRTBX	1.02%	0.65%	$6,374	2020	Vanguard Target Retirement 2020 Inv	0.08%	0.00%
T. Rowe Price Retirement 2030 R	RRTCX	1.06%	0.65%	$258,819	2030	Vanguard Target Retirement 2030 Inv	0.08%	0.00%
T. Rowe Price Retirement 2040 R	RRTDX	1.10%	0.65%	$227,308	2040	Vanguard Target Retirement 2040 Inv	0.08%	0.00%
T. Rowe Price Retirement 2050 R	RRTFX	1.13%	0.65%	$224,870	2050	Vanguard Target Retirement 2050 Inv	0.08%	0.00%
T. Rowe Price Retirement Balanced R	RRTIX	0.99%	0.65%	$154,889	Income	Vanguard Target Retirement Income Inv	0.08%	0.00%
Vanguard 500 Index Adm	VFIAX	0.04%	0.00%	$850,814	Large Blend	Fidelity S&P 500 Index	0.02%	0.00%
Vanguard Mid Cap Index Adm	VIMAX	0.05%	0.00%	$397,265	Mid Blend	Fidelity Mid Cap Index	0.03%	0.00%
Vanguard Small Cap Index Adm	VSMAX	0.05%	0.00%	$173,692	Small Cap (index)	Fidelity Small Cap Index	0.03%	0.00%
Vanguard Total Bond Market Index Adm	VBTLX	0.05%	0.00%	$117,408	Int.-Term (index)	Fidelity US Bond Index	0.03%	0.00%
Victory Munder Mid Cap Core Growth A	MGOAX	1.27%	0.55%	$35,335	Mid Growth	AMG TimesSquare Mid Cap Growth Z	0.89%	0.00%
Empower General Account*	-	0.45%	0.00%	$625,924	Cap. Pres.	Empower General Account*	0.40%	0.00%
Total Expense:		**0.66%**	**0.32%**	**$5,586,428**			**0.23%**	**0.00%**

*- Assumed management expense of 0.40%.

Investment expense data provided by Morningstar.
Asset data provided by Principal and is as of 12/31/2024.

Municipal Water District of Orange County

Investment Menu Analysis – August 2025

Voya Plan Proposed Mapping

Name		Expense	Rev Share	Value	Asset Class	Fund	Expense	Rev Share
Voya Growth and Income Port I	IIVGX	0.67%	0.09%	$738,964	Large Blend	Fidelity S&P 500 Index	0.02%	0.00%
Voya Fixed Account*	-	0.40%	0.00%	$357,405	Cap. Pres.	Voya Fixed Account	0.40%	0.00%
VY TRowePrice Grwth Eqty Port I	ITGIX	0.71%	0.11%	$150,669	Large Growth	JPMorgan Large Cap Growth R6	0.44%	0.00%
Voya Solution 2030 Portfolio Srv	ISNHX	0.97%	0.75%	$146,998	2030	Vanguard Target Retirement 2030 Inv	0.08%	0.00%
Voya Large Cap Growth Port Inst	IEOHX	0.67%	0.06%	$117,392	Large Growth	JPMorgan Large Cap Growth R6	0.44%	0.00%
Fidelity VIP Contrafund Port I	-	0.56%	0.00%	$94,703	Large Blend	Fidelity S&P 500 Index	0.02%	0.00%
Voya Intermediate Bond Port I	IPIIX	0.55%	0.11%	$79,500	Int.-Term (active)	Hartford Total Return Bond R6	0.32%	0.00%
Voya Fixed Account A*	-	0.40%	0.00%	$76,515	Cap. Pres.	Voya Fixed Account	0.40%	0.00%
Franklin Small Cap Value VIP Fd 2	-	0.91%	0.26%	$76,416	Small Cap (active)	DFA US Small Cap I	0.27%	0.00%
Voya Glob Insights Port Init	IGMIX	0.75%	0.16%	$68,427	Int'l Blend (active)	MFS International Diversification R6	0.75%	0.00%
Voya Solution 2055 Portfolio Srv	ISSPX	1.03%	0.75%	$54,490	2055	Vanguard Target Retirement 2055 Inv	0.08%	0.00%
Voya Solution 2025 Portfolio Srv	ISZSX	0.97%	0.75%	$50,066	2025	Vanguard Target Retirement 2025 Inv	0.08%	0.00%
Fidelity VIP Eqty-Income Port I	-	0.47%	0.00%	$33,740	Large Value	Vanguard Equity Income Adm	0.18%	0.00%
Wanger Acorn	WUSAX	0.95%	0.25%	$27,324	Small Cap (active)	DFA US Small Cap I	0.27%	0.00%
Voya Index Plus SmallCap Portfolio I	IPSIX	0.60%	0.20%	$23,974	Small Cap (active)	DFA US Small Cap I	0.27%	0.00%
Fidelity VIP Overseas Portfolio I	-	0.73%	0.01%	$15,916	Int'l Blend (active)	MFS International Diversification R6	0.75%	0.00%
Voya Index Plus LargeCap Portfolio I	IPLIX	0.55%	0.10%	$11,979	Large Blend	Fidelity S&P 500 Index	0.02%	0.00%
Franklin Mut U.S. MC Val Fd A	FRBSX	0.90%	0.25%	$11,927	Mid Value	Wells Fargo Special Mid Cap Value R6	0.72%	0.00%
Fidelity VIP Mid Cap Portfolio I	-	0.57%	0.00%	$8,081	Mid Blend	Fidelity Mid Cap Index	0.03%	0.00%
Voya Govt Money Market Portfolio I	IVMXX	0.43%	0.13%	$2,158	Cap. Pres.	Voya Fixed Account	0.40%	0.00%
Voya Balanced Income Port Ins	IIFIX	0.61%	0.10%	$1,874	Income	Vanguard Target Retirement Income Inv	0.08%	0.00%
Total Expense:		**0.66%**	**0.16%**	**$2,148,518**			**0.22%**	**0.00%**

* - Assumed management expense of 0.40%.

Investment expense data provided by Morningstar.
Asset data provided by Principal and is as of 12/31/2024.

Municipal Water District of Orange County

Investment Menu Analysis – August 2025

FUND PERFORMANCE (as of December 31, 2024)

	QTR	YTD	1Yr	3Yr	5Yr	10Yr	2023	2022	2021	2020	2019	2018
Fidelity US Bond Index	**-3.11**	**1.34**	**1.34**	**-2.38**	**-0.31**	**1.33**	**5.56**	**-13.03**	**-1.79**	**7.80**	**8.48**	**0.01**
Bloomberg US Aggregate Bond Index	-3.06	1.25	1.25	-2.41	-0.33	1.35	5.53	-13.01	-1.54	7.51	8.72	0.01
+/- Index	(0.05)	0.09	0.09	0.03	0.02	(0.02)	0.03	(0.02)	(0.25)	0.29	(0.23)	0.00
US Fund Intermediate Core Bond	**60**	**61**	**61**	**44**	**57**	**49**	**51**	**29**	**65**	**50**	**48**	**26**

	QTR	YTD	1Yr	3Yr	5Yr	10Yr	2023	2022	2021	2020	2019	2018
Hartford Total Return Bond R6	**-2.99**	**2.68**	**2.68**	**-1.89**	**0.47**	**1.99**	**6.66**	**-14.02**	**-0.82**	**9.28**	**10.27**	**-0.67**
Bloomberg US Aggregate Bond Index	-3.06	1.25	1.25	-2.41	-0.33	1.35	5.53	-13.01	-1.54	7.51	8.72	0.01
+/- Index	0.07	1.43	1.43	0.52	0.80	0.64	1.13	(1.01)	0.72	1.77	1.55	(0.68)
US Fund Intermediate Core-Plus Bond	**57**	**29**	**29**	**33**	**31**	**26**	**30**	**56**	**50**	**26**	**20**	**44**

	QTR	YTD	1Yr	3Yr	5Yr	10Yr	2023	2022	2021	2020	2019	2018
Vanguard Equity Income Adm	**-0.74**	**15.16**	**15.16**	**7.46**	**9.97**	**10.07**	**7.76**	**0.00**	**25.64**	**3.13**	**25.35**	**-5.65**
Russell 1000 Value Index	-1.98	14.37	14.37	5.63	8.68	8.49	11.46	-7.54	25.16	2.80	26.54	-8.27
+/- Index	1.24	0.79	0.79	1.83	1.29	1.58	(3.70)	7.54	0.48	0.34	(1.19)	2.62
US Fund Large Value	**28**	**40**	**40**	**25**	**33**	**12**	**78**	**9**	**56**	**44**	**50**	**20**

	QTR	YTD	1Yr	3Yr	5Yr	10Yr	2023	2022	2021	2020	2019	2018
Fidelity 500 Index	**2.41**	**25.00**	**25.00**	**8.93**	**14.51**	**13.09**	**26.29**	**-18.13**	**28.69**	**18.40**	**31.47**	**-4.40**
S&P 500 Index	2.41	25.02	25.02	8.94	14.53	13.10	26.29	-18.11	28.71	18.40	31.49	-4.38
+/- Index	0.00	(0.02)	(0.02)	(0.01)	(0.02)	(0.01)	0.00	(0.02)	(0.02)	0.00	(0.01)	(0.02)
US Fund Large Blend	**28**	**23**	**23**	**22**	**19**	**7**	**23**	**49**	**21**	**33**	**22**	**22**

Performance data provided by Morningstar and is as of December 31, 2024.
All periods longer than 1-year are annualized.

Municipal Water District of Orange County

Investment Menu Analysis – August 2025

	QTR	YTD	1Yr	3Yr	5Yr	10Yr	2023	2022	2021	2020	2019	2018
JPMorgan Large Cap Growth R6	**5.32**	**34.17**	**34.17**	**10.63**	**20.27**	**17.87**	**34.95**	**-25.21**	**18.79**	**56.42**	**39.39**	**0.57**
Russell 1000 Growth Index	7.07	33.36	33.36	10.47	18.96	16.78	42.68	-29.14	27.60	38.49	36.39	-1.51
+/- Index	(1.75)	0.81	0.81	0.16	1.31	1.09	(7.73)	3.93	(8.81)	17.93	3.00	2.08
US Fund Large Growth	**48**	**25**	**25**	**7**	**3**	**2**	**65**	**22**	**68**	**10**	**4**	**26**

	QTR	YTD	1Yr	3Yr	5Yr	10Yr	2023	2022	2021	2020	2019	2018
Allspring Special Mid Cap Value Fund	**-3.72**	**12.06**	**12.06**	**5.47**	**9.33**	**9.28**	**9.62**	**-4.50**	**28.80**	**3.36**	**35.68**	**-13.02**
Russell Mid Cap Value Index	-1.75	13.07	13.07	3.88	8.59	8.10	12.71	-12.03	28.34	4.96	27.06	-12.29
+/- Index	(1.97)	(1.01)	(1.01)	1.59	0.74	1.18	(3.09)	7.53	0.46	(1.60)	8.62	(0.74)
US Fund Mid-Cap Value	**91**	**37**	**37**	**35**	**36**	**12**	**81**	**18**	**47**	**43**	**2**	**42**

	QTR	YTD	1Yr	3Yr	5Yr	10Yr	2023	2022	2021	2020	2019	2018
Fidelity Mid Cap Index	**0.62**	**15.35**	**15.35**	**3.80**	**9.93**	**9.63**	**17.21**	**-17.28**	**22.56**	**17.11**	**30.51**	**-9.05**
Russell Mid Cap Index	0.62	15.34	15.34	3.79	9.92	9.63	17.23	-17.32	22.58	17.10	30.54	-9.06
+/- Index	0.00	0.01	0.01	0.01	0.01	0.00	(0.02)	0.04	(0.02)	0.01	(0.03)	0.01
US Fund Mid-Cap Blend	**29**	**32**	**32**	**49**	**36**	**17**	**29**	**67**	**66**	**24**	**24**	**25**

	QTR	YTD	1Yr	3Yr	5Yr	10Yr	2023	2022	2021	2020	2019	2018
AMG TimesSquare Mid Cap Growth Z	**-0.60**	**10.78**	**10.78**	**2.53**	**10.78**	**11.27**	**25.03**	**-22.18**	**16.10**	**33.36**	**37.41**	**-4.39**
Russell Mid Cap Growth Index	8.14	22.10	22.10	4.04	11.47	11.54	25.87	-26.72	12.73	35.59	35.47	-4.75
+/- Index	(8.74)	(11.32)	(11.32)	(1.51)	(0.69)	(0.27)	(0.84)	4.54	3.37	(2.23)	1.94	0.36
US Fund Mid-Cap Growth	**83**	**72**	**72**	**16**	**24**	**21**	**22**	**12**	**30**	**59**	**25**	**41**

Performance data provided by Morningstar and is as of December 31, 2024.
All periods longer than 1-year are annualized.

Municipal Water District of Orange County

Investment Menu Analysis – August 2025

	QTR	YTD	1Yr	3Yr	5Yr	10Yr	2023	2022	2021	2020	2019	2018
Fidelity Small Cap Index	**0.43**	**11.69**	**11.69**	**1.41**	**7.50**	**7.96**	**17.12**	**-20.27**	**14.71**	**19.99**	**25.71**	**-10.88**
Russell 2000 Index	0.33	11.54	11.54	1.24	7.40	7.82	16.93	-20.44	14.82	19.96	25.52	-11.01
+/- Index	0.10	0.15	0.15	0.17	0.10	0.14	0.19	0.17	(0.11)	0.03	0.18	0.14
US Fund Small Blend	**31**	**37**	**37**	**63**	**65**	**48**	**38**	**79**	**89**	**12**	**36**	**34**

	QTR	YTD	1Yr	3Yr	5Yr	10Yr	2023	2022	2021	2020	2019	2018
DFA US Small Cap I	**0.51**	**11.49**	**11.49**	**4.29**	**10.49**	**8.78**	**17.64**	**-13.53**	**30.61**	**11.17**	**21.75**	**-13.13**
Russell 2000 Index	0.33	11.54	11.54	1.24	7.40	7.82	16.93	-20.44	14.82	19.96	25.52	-11.01
+/- Index	0.18	(0.05)	(0.05)	3.05	3.09	0.96	0.71	6.91	15.79	(8.79)	(3.78)	(2.11)
US Fund Small Blend	**30**	**41**	**41**	**18**	**15**	**23**	**31**	**18**	**10**	**53**	**80**	**61**

	QTR	YTD	1Yr	3Yr	5Yr	Incept.	2023	2022	2021	2020	2019	2018
Fidelity Total International Index	**-7.59**	**4.99**	**4.99**	**0.51**	**4.11**	**5.88**	**15.51**	**-16.28**	**8.47**	**11.07**	**21.48**	**-14.38**
MSCI ACWI Ex-USA IMI (Net) Index	-7.61	5.23	5.23	0.50	4.12	-	15.62	-16.58	8.53	11.12	21.63	-14.76
+/- Index	0.02	(0.24)	(0.24)	0.01	(0.01)	-	(0.11)	0.30	(0.06)	(0.04)	(0.16)	0.37
US Fund Foreign Large Blend	**54**	**44**	**44**	**51**	**58**	**-**	**59**	**55**	**65**	**42**	**62**	**39**

Inception date: 6/7/2016

	QTR	YTD	1Yr	3Yr	5Yr	10Yr	2023	2022	2021	2020	2019	2018
MFS International Diversification R6	**-7.58**	**6.52**	**6.52**	**0.38**	**4.70**	**6.56**	**14.44**	**-17.02**	**7.78**	**15.43**	**26.09**	**-10.92**
MSCI ACWI Ex-USA (Net) Index	-7.60	5.53	5.53	0.82	4.10	4.80	15.62	-16.00	7.82	10.65	21.51	-14.20
+/- Index	0.02	0.99	0.99	(0.44)	0.60	1.76	(1.18)	(1.02)	(0.04)	4.78	4.58	3.27
US Fund Foreign Large Blend	**53**	**24**	**24**	**54**	**40**	**9**	**70**	**62**	**70**	**20**	**20**	**9**

Performance data provided by Morningstar and is as of December 31, 2024.
All periods longer than 1-year are annualized.

Municipal Water District of Orange County

Investment Menu Analysis – August 2025

	QTR	YTD	1Yr	3Yr	5Yr	10Yr	2023	2022	2021	2020	2019	2018
Vanguard Target Retirement Income	**-1.57**	**6.58**	**6.58**	**0.98**	**3.58**	**4.19**	**10.65**	**-12.74**	**5.25**	**10.02**	**13.16**	**-1.99**
Vanguard Retirement Income Index	-1.53	6.72	6.72	1.17	3.86	4.41	10.81	-12.44	5.43	10.70	13.40	-1.98
+/- Index	(0.04)	(0.14)	(0.14)	(0.19)	(0.28)	(0.22)	(0.16)	(0.30)	(0.18)	(0.68)	(0.24)	(0.01)
US Fund Target-Date Retirement	**8**	**49**	**49**	**34**	**45**	**34**	**46**	**49**	**64**	**30**	**48**	**18**

	QTR	YTD	1Yr	3Yr	5Yr	10Yr	2023	2022	2021	2020	2019	2018
Vanguard Target Retirement 2020	**-1.59**	**7.75**	**7.75**	**1.34**	**4.75**	**5.58**	**12.51**	**-14.15**	**8.17**	**12.04**	**17.63**	**-4.24**
Vanguard Retirement 2020 Index	-1.55	7.88	7.88	1.57	5.10	5.85	12.65	-13.77	8.43	12.86	17.87	-4.14
+/- Index	(0.04)	(0.13)	(0.13)	(0.23)	(0.35)	(0.27)	(0.14)	(0.38)	(0.26)	(0.82)	(0.24)	(0.10)
US Fund Target-Date 2020	**14**	**41**	**41**	**34**	**38**	**36**	**28**	**40**	**62**	**41**	**32**	**47**

	QTR	YTD	1Yr	3Yr	5Yr	10Yr	2023	2022	2021	2020	2019	2018
Vanguard Target Retirement 2025	**-1.64**	**9.44**	**9.44**	**1.92**	**5.66**	**6.32**	**14.55**	**-15.55**	**9.80**	**13.30**	**19.63**	**-5.15**
Vanguard Retirement 2025 Index	-1.59	9.59	9.59	2.23	6.08	6.64	14.73	-15.02	10.10	14.19	19.93	-5.01
+/- Index	(0.05)	(0.15)	(0.15)	(0.31)	(0.42)	(0.32)	(0.18)	(0.53)	(0.30)	(0.89)	(0.30)	(0.14)
US Fund Target-Date 2025	**16**	**9**	**9**	**14**	**19**	**14**	**6**	**52**	**47**	**34**	**20**	**48**

	QTR	YTD	1Yr	3Yr	5Yr	10Yr	2023	2022	2021	2020	2019	2018
Vanguard Target Retirement 2030	**-1.69**	**10.64**	**10.64**	**2.44**	**6.44**	**6.92**	**15.99**	**-16.27**	**11.38**	**14.10**	**21.07**	**-5.86**
Vanguard Retirement 2030 Index	-1.66	10.78	10.78	2.78	6.86	7.24	16.27	-15.71	11.65	14.96	21.33	-5.74
+/- Index	(0.03)	(0.14)	(0.14)	(0.34)	(0.42)	(0.32)	(0.28)	(0.56)	(0.27)	(0.86)	(0.26)	(0.12)
US Fund Target-Date 2030	**17**	**13**	**13**	**15**	**21**	**24**	**7**	**47**	**54**	**35**	**37**	**39**

Performance data provided by Morningstar and is as of December 31, 2024.
All periods longer than 1-year are annualized.

Municipal Water District of Orange County

Investment Menu Analysis – August 2025

	QTR	YTD	1Yr	3Yr	5Yr	10Yr	2023	2022	2021	2020	2019	2018
Vanguard Target Retirement 2035	**-1.61**	**11.78**	**11.78**	**2.97**	**7.20**	**7.51**	**17.14**	**-16.62**	**12.96**	**14.79**	**22.44**	**-6.58**
Vanguard Retirement 2035 Index	-1.62	11.86	11.86	3.29	7.62	7.82	17.43	-16.22	13.24	15.67	22.76	-6.48
+/- Index	0.01	(0.08)	(0.08)	(0.32)	(0.42)	(0.31)	(0.29)	(0.40)	(0.28)	(0.87)	(0.33)	(0.10)
US Fund Target-Date 2035	**19**	**27**	**27**	**21**	**39**	**36**	**26**	**38**	**78**	**38**	**49**	**31**

	QTR	YTD	1Yr	3Yr	5Yr	10Yr	2023	2022	2021	2020	2019	2018
Vanguard Target Retirement 2040	**-1.50**	**12.88**	**12.88**	**3.51**	**7.97**	**8.08**	**18.34**	**-16.98**	**14.56**	**15.47**	**23.86**	**-7.32**
Vanguard Retirement 2040 Index	-1.58	12.93	12.93	3.80	8.36	8.39	18.60	-16.51	14.85	16.31	24.19	-7.22
+/- Index	0.08	(0.05)	(0.05)	(0.29)	(0.39)	(0.31)	(0.26)	(0.47)	(0.29)	(0.83)	(0.33)	(0.11)
US Fund Target-Date 2040	**23**	**46**	**46**	**27**	**48**	**39**	**44**	**34**	**80**	**39**	**49**	**35**

	QTR	YTD	1Yr	3Yr	5Yr	10Yr	2023	2022	2021	2020	2019	2018
Vanguard Target Retirement 2045	**-1.46**	**13.91**	**13.91**	**4.00**	**8.73**	**8.57**	**19.48**	**-17.36**	**16.16**	**16.30**	**24.94**	**-7.90**
Vanguard Retirement 2045 Index	-1.54	14.01	14.01	4.30	9.11	8.88	19.78	-16.84	16.45	17.03	25.36	-7.77
+/- Index	0.08	(0.10)	(0.10)	(0.30)	(0.38)	(0.31)	(0.30)	(0.52)	(0.29)	(0.73)	(0.42)	(0.13)
US Fund Target-Date 2045	**32**	**51**	**51**	**24**	**38**	**31**	**41**	**31**	**65**	**34**	**40**	**41**

	QTR	YTD	1Yr	3Yr	5Yr	10Yr	2023	2022	2021	2020	2019	2018
Vanguard Target Retirement 2050	**-1.48**	**14.64**	**14.64**	**4.37**	**9.03**	**8.72**	**20.17**	**-17.46**	**16.41**	**16.39**	**24.98**	**-7.90**
Vanguard Retirement 2050 Index	-1.50	14.86	14.86	4.69	9.44	9.05	20.46	-17.07	16.77	17.18	25.36	-7.77
+/- Index	0.02	(0.22)	(0.22)	(0.32)	(0.41)	(0.33)	(0.29)	(0.39)	(0.36)	(0.79)	(0.38)	(0.13)
US Fund Target-Date 2050	**38**	**39**	**39**	**18**	**31**	**27**	**39**	**29**	**70**	**35**	**45**	**37**

Performance data provided by Morningstar and is as of December 31, 2024.
All periods longer than 1-year are annualized.

Municipal Water District of Orange County

Investment Menu Analysis – August 2025

	QTR	YTD	1Yr	3Yr	5Yr	10Yr	2023	2022	2021	2020	2019	2018
Vanguard Target Retirement 2055	**-1.49**	**14.64**	**14.64**	**4.37**	**9.02**	**8.70**	**20.16**	**-17.46**	**16.44**	**16.32**	**24.98**	**-7.89**
Vanguard Retirement 2055 Index	-1.50	14.86	14.86	4.69	9.44	9.05	20.46	-17.07	16.77	17.18	25.36	-7.77
+/- Index	0.01	(0.22)	(0.22)	(0.32)	(0.42)	(0.35)	(0.30)	(0.39)	(0.33)	(0.86)	(0.38)	(0.12)
US Fund Target-Date 2055	**39**	**43**	**43**	**22**	**36**	**33**	**44**	**26**	**75**	**40**	**47**	**35**

	QTR	YTD	1Yr	3Yr	5Yr	10Yr	2023	2022	2021	2020	2019	2018
Vanguard Target Retirement 2060	**-1.50**	**14.63**	**14.63**	**4.38**	**9.02**	**8.70**	**20.18**	**-17.46**	**16.44**	**16.32**	**24.96**	**-7.87**
Vanguard Retirement 2060 Index	-1.50	14.86	14.86	4.69	9.44	9.05	20.46	-17.07	16.77	17.18	25.36	-7.77
+/- Index	0.00	(0.23)	(0.23)	(0.31)	(0.42)	(0.35)	(0.28)	(0.39)	(0.33)	(0.85)	(0.40)	(0.10)
US Fund Target-Date 2060	**39**	**45**	**45**	**21**	**39**	**55**	**47**	**25**	**77**	**41**	**56**	**30**

	QTR	YTD	1Yr	3Yr	5Yr	Incept.	2023	2022	2021	2020	2019	2018
Vanguard Target Retirement 2065	**-1.53**	**14.62**	**14.62**	**4.39**	**9.01**	**9.24**	**20.15**	**-17.39**	**16.46**	**16.17**	**24.96**	**-7.95**
Vanguard Retirement 2065 Index	-1.50	14.86	14.86	4.69	9.44	-	20.46	-17.07	16.77	17.18	25.36	-7.77
+/- Index	(0.03)	(0.24)	(0.24)	(0.30)	(0.43)	-	(0.31)	(0.32)	(0.31)	(1.00)	(0.39)	(0.18)
US Fund Target-Date 2065+	**38**	**45**	**45**	**27**	**35**	**-**	**54**	**18**	**67**	**56**	**59**	**12**

Inception date: 7/12/2017

	QTR	YTD	1Yr	3Yr	5Yr	Incept.	2023	2022	2021	2020	2019	2018
Vanguard Target Retirement 2070	**-1.53**	**14.59**	**14.59**	**-**	**-**	**14.08**	**20.24**	**-**	**-**	**-**	**-**	**-**
Vanguard Retirement 2070 Index	-1.50	14.86	14.86	-	-	-	20.46	-	-	-	-	-
+/- Index	(0.03)	(0.27)	(0.27)	-	-	-	(0.22)	-	-	-	-	-
US Fund Target-Date 2065+	**38**	**45**	**45**	**-**	**-**	**-**	**50**	**-**	**-**	**-**	**-**	**-**

Inception date: 6/28/2022

Performance data provided by Morningstar and is as of December 31, 2024.
All periods longer than 1-year are annualized.

Important Disclosures:

Investment Advisory: The Fiduciary Consulting Group ("FCG") is a business unit within Morgan Stanley Institutional Investment Advisors, LLC ("MSIIA"). MSIIA is registered with Securities and Exchange Commission as an investment adviser under the Investment Advisers Act of 1940, as amended. Therefore, MSIIA is a fiduciary when providing investment advisory services.

For retirement plan ("Plan") clients, MSIIA is an investment advisor and fiduciary retained by the Plan client in relation to the investments in the Plan. MSIIA is not retained and does not serve in capacity as an investment advisor or fiduciary to self-directed brokerage investment or to Plan participants.

Additional information about FCG is also available on the SEC's website at: www.adviserinfo.sec.gov.

ERISA/Code: When MSIIA, its affiliates and consultants provide "investment advice" regarding a retirement plan account, MSIIA is a "fiduciary" as those terms are defined under the Employee Retirement Income Security Act of 1974, as amended ("ERISA"), and/or the Internal Revenue Code of 1986 (the "Code"), as applicable. When MSIIA provides investment education or otherwise does not provide "investment advice", MSIIA will not be considered a "fiduciary" under ERISA and/or the Code.

Intended Audience: The material in this performance report ("Report") is intended solely for the use of the persons to whom it has been delivered. The information is intended for the client's internal use only and may not be distributed, in whole or in part, to a client's Plan participants or to the public. This report may not be posted on any participant or public websites or other social media.

Sources of Information: The information in this Report is provided as part of the services you receive from your FCG consultant, and does not supersede or replace your customer account statement provided by your custodian ("Custodial Statement"). Information in this Report may vary slightly from the information in your Custodial Statement as a result of differences in accounting procedures, reporting dates, or valuation methodologies of certain securities. The information in this Report is as of the date(s) noted and subject to daily market fluctuation.

Asset balances and plan participant activity included in this Report are provided to FCG by the Plan's custodian or recordkeeper. Mutual fund products or exchange traded funds (together, "Fund")'s performance and characteristics, asset classes, benchmark indices and market data included in this report are provided to FCG by external data sources.

Accuracy and Changes to Report: This document contains data obtained from sources believed to be reliable, but such data is not guaranteed as to its accuracy and does not purport to be complete. Reasonable professional care was exercised in preparing this Report, but FCG cannot guarantee the accuracy of the information provided to FCG by external data sources and by the Plan's custodian or recordkeeper.

FCG is also under no obligation to update information in this Report. Please be advised that any numbers referenced in this Report are subject to revision. FCG is not responsible for updating those figures that have changed. FCG accepts no liability for loss arising from the use of the material presented in this Report. This Report document should not be relied on in substitution for the exercise of independent judgment.

The opinions expressed herein by FCG are not intended to be a forecast of future events, a guarantee of future results or investment advice, and are subject to change based on market and other conditions. FCG has no obligation to tell you when those opinions or information may change.

Differences between FCG and Morgan Stanley affiliates: FCG's views and opinions contained herein may differ materially from the views and opinions of Morgan Stanley affiliates.

Not Legal/Accounting Advice: The information in this Report is not intended to constitute legal or accounting advice This material is not intended as an offer or solicitation for the purchase or sale of any financial instrument.

Performance: Net performance results illustrated herein do not reflect a deduction of any investment advisory fees charged by FCG or any investment manager but do include the fund's internal expenses. Net performance results are annualized for time periods greater than one year and include all cash and cash equivalents, realized and unrealized capital gains and losses, and dividends, interest, and income. The investment results depicted herein represent historical performance.

A Fund's internal expenses (also known as the expense ratio) generally cover investment management fees, marketing, and distribution fees (also known as 12b-1 fees) and other operating expenses of the fund. The expense ratios being displayed for mutual funds reflect each fund's "net" expenses as provided by Morningstar as per the fund's prospectus. Such "net" expenses are subject to change and may increase at any time. You can obtain performance data for each Fund by visiting the fund company website. Fund performance information contained in this report does not represent a recommendation by FCG.

Current performance may vary from the figures shown. Past performance is not a guarantee of future results.

Performance data quoted is historical. The investment return and principal value of an investment will fluctuate such that an investor's shares, when redeemed, may be worth more or less than their original cost. Total returns include reinvestment of dividends and capital gains and are net of all Fund fees and expenses.

Performance figures are based on the investment's Net Asset Value (NAV) within a qualified retirement plan. If an individual were to make an investment outside of a qualified plan, they would likely be subject to all, or a portion of, any applicable sales charges. These charges would lower the performance indicated above.

Each investment's performance may, from time to time, have been affected significantly by material market and economic conditions, including interest rates, market trends, and general business and economic cycles, which may or may not be repeated in the future.

Indices are unmanaged. An investor cannot invest directly in an index. They are shown for illustrative purposes only and do not represent the performance of any specific investment. Index returns include the reinvestment of all dividends, but do not reflect the payment of transaction costs, advisory fees or expenses that are associated with an investment. The indices selected by FCG to measure performance are representative of broad asset classes. FCG retains the right to change representative indices at any time. Performance of indices may be more or less volatile than any investment product. The risk of loss in value of a specific investment is not the same as the risk of loss in a broad market index. Therefore, the historical returns of an index will not be the same as the historical returns of a particular investment a client selects. Past performance does not guarantee future results.

Key Comparisons between CITs and Mutual Funds. CITs are tax-qualified investments primarily restricted to the retirement market so investors tend to have a longer-term horizon and the trustee can make investment decisions without tax considerations. Mutual funds are not subject to these investor limits or investment horizons and must distribute substantially all of their taxable net gains and income to investors. CIT expense structures can be customized to investor channels. Mutual funds generally have less fee flexibility. CITs tend to have lower administrative, marketing and distribution costs than mutual funds due to the differences in how they can be sold and to whom. CITs are maintained by a bank as trustee and are subject to federal or state banking regulation and ERISA fiduciary standards. Mutual funds are managed by registered investment advisers and are subject to extensive SEC regulation and public disclosure and reporting requirements. Both CITs and mutual funds are generally priced and traded daily, subject to annual financial audits, and benefit from their pooled structure that aggregates investor funds and can provide greater diversification than individual accounts.

Investment Policy Statement: The "Investment Policy Statement Compliance Report" indicates funds that are on the client's Plan "Watch List", as based on investment monitoring criteria which is provided to FCG by the client. The client should inform its FCG Consultant of any changes to the investment policy for the client's plan.

Fund data provided by Morningstar.

Key Asset Class Risk Disclosures. Investing involves market risk, including possible loss of principal. Please refer to MSIIA's Form ADV Brochure for more information about the risks associated with certain investment products. The FCG's Form ADV Brochure is available upon request.

All Funds are sold by prospectus, which contain more complete information about a fund, its expenses and material risks related to that fund's investment strategy. Please contact your FCG consultant for a copy of a fund's prospectus.

All investments involve risk and potentially a loss of money. Investments in bonds are subject to interest rate, credit, and inflation risk. Foreign investments involve special risks, including currency fluctuations, taxation differences and political developments. Equity securities of small and mid-sized companies may be more volatile than securities of larger, more established companies. Real estate securities and trusts involve greater risks than other non-diversified investments, including but not limited to: declining property values, varying economic conditions, changes in zoning laws, or losses from casualty. Real estate securities that invest in foreign real estate involve additional risk, including currency fluctuations and political developments. Target Date Funds provide a dynamic asset allocation that adjusts over time based upon a participant's age and distance from retirement. The glidepath structure is based upon an assumed retirement age of 65. The underlying investments are subject to market risk (including falling share prices), interest rate risk, credit risk, inflation risk, and other risks, including any risks assumed by the underlying funds. Diversification does not ensure a profit or protect against a loss. The principal value of any investment is not guaranteed at any time.

This document is intended for educational purposes only and should not be construed as investment advice. This document may contain forward-looking statements within the meaning of the federal securities laws. Forward-looking statements are those that predict or describe future events or trends and that do not relate solely to historical matters. Actual results could and likely will differ, sometimes materially, from those projected or anticipated. FCG is not undertaking any obligation to update or revise any forward-looking statements whether as a result of new information, future

events or otherwise. You should not take any statements regarding past trends as a representation those trends or activities will continue in the future. Accordingly, you should not put undue reliance on these statements.

Peer Groups: Peer Groups are a collection of similar investment strategies that essentially group investment products that share the same investment approach. Peer Groups are used for comparison purposes to compare and illustrate a clients investment portfolio versus its peer across various quantitative metrics like performance and risk. Peer Group comparison is conceptually another form of benchmark comparison whereby the actual investment can be ranked versus its peer across various quantitative metrics.

Peer Group Ranking Methodology: A percentile rank denotes the value of a product in which a certain percent of observations falls within a peer group. The range of percentile rankings is between 1 and 100, where 1 represents a high statistical value and 100 represents a low statistical value. The 30th percentile, for example, is the value in which 30% of the highest observations may be found, the 65th percentile is the value in which 65% of the highest observations may be found, and so on.

Percentile rankings are calculated based on a normalized distribution ranging from 1 to 100 for all products in each peer group, where a ranking of 1 denotes a high statistical value and a ranking of 100 denotes a low statistical value. It is important to note that the same ranking methodology applies to all statistics, implying that a ranking of 1 will always mean highest value across all statistics.

For example, consider a risk/return assessment using standard deviation as a measure of risk. A percentile ranking equal to 1 for return denotes highest return, whereas a percentile ranking of 1 for standard deviation denotes highest risk among peers.

In addition, values may be used to demonstrate quartile rankings. For example, the third quartile is also known as the 75th percentile, and the median is the 50th percentile.

Environmental, Social and Governance ("ESG") investments in a portfolio may experience performance that is lower or higher than a portfolio not employing such practices. Portfolios with ESG restrictions and strategies as well as ESG investments may not be able to take advantage of the same opportunities or market trends as portfolios where ESG criteria is not applied. There are inconsistent ESG definitions and criteria within the industry, as well as multiple ESG ratings providers that provide ESG ratings of the same subject companies and/or securities that vary among the providers. Certain issuers of investments may have differing and inconsistent views concerning ESG criteria where the ESG claims made in offering documents or other literature may overstate ESG impact. ESG designations are as of the date of this material, and no assurance is provided that the underlying assets have maintained or will maintain and such designation or any stated ESG compliance. As a result, it is difficult to compare ESG investment products or to evaluate an ESG investment product in comparison to one that does not focus on ESG. Investors should also independently consider whether the ESG investment product meets their own ESG objectives or criteria.

There is no assurance that an ESG investing strategy or techniques employed will be successful. Past performance is not a guarantee or a dependable measure of future results.

© Morgan Stanley Institutional Investment Advisors LLC 2025

Item No. 7

ACTION ITEM
August 20, 2025

TO: **Board of Directors**

FROM: **Administration & Finance Committee**
(Directors Crane, Thomas, Nederhood)

Harvey De La Torre, General Manager

Staff Contact: Cathleen Harris, Director of Human Resources & Administration

SUBJECT: **ADOPT A RESOLUTION APPROVING AMENDMENT NO. 3 TO THE MUNICIPAL WATER DISTRICT OF ORANGE COUNTY'S MONEY PURCHASE PENSION PLAN**

STAFF RECOMMENDATION

Staff recommends that the Board of Directors adopt proposed Resolution No. 2160 approving Amendment No. 3 to the Municipal Water District of Orange County's Money Purchase Pension Plan ("Plan"), effective July 1, 2025, and authorize the Director of Human Resources, or her designee, to execute Amendment No. 3 on behalf of the District.

COMMITTEE RECOMMENDATION

The Committee concurred with staff recommendation.

SUMMARY

On June 18, 2025, the MWDOC Board authorized a $22,000 annual contribution to be made to the Municipal Water District of Orange County's Money Purchase Pension Plan on behalf of the General Manager, effective July 1, 2025.

Staff coordinated with District Counsel to develop the appropriate language to reflect the Board's action. In addition, after reviewing Sections 6.1 and 6.3 of the Pension Plan, District Counsel determined that it was necessary to eliminate contribution provisions that

Budgeted: ☐ Yes ☐ No ☒ N/A	Budgeted amount:	Core: ☒	Choice: ☐
Action item amount: $22,000 from reserves	Movement between funds: ☒ Yes ☐ No		

were applicable to the former General Manager and are, therefore, obsolete. As a result, Amendment No. 3 and a Resolution are presented to the Board for its consideration.

ALIGNMENT WITH BOARD STRATEGIC PRIORITIES

- ☒ *Clarifying MWDOC's mission and role; defining functions and actions.*
- ☐ *Balance support for Metropolitan's regional mission and Orange County values and interests.*
- ☐ *Strengthen communications and coordination of messaging.*
- ☐ *Work with member agencies to develop water supply and demand objectives.*
- ☐ *Solicit input and feedback from member agencies.*
- ☒ *Invest in workforce development and succession planning.*

BOARD OPTIONS

Option #1: Adopt proposed Resolution No. 2160 approving Amendment No. 3 to the Municipal Water District of Orange County's Money Purchase Pension Plan ("Plan"), effective July 1, 2025, and authorize the Director of Human Resources, or her designee, to execute Amendment No. 3 on behalf of the District.

Fiscal Impact: A $22,000 annual contribution was approved by the Board on June 18, 2025.

Option #2: Do not approve this item. Not approving this item will result in leaving outdated language in the Pension Plan document that is not consistent with current business practice or the Board action approved on June 18, 2025.

Fiscal Impact: A $22,000 annual contribution was approved by the Board on June 18, 2025.

Attachments/Links:

Attachment 1: MWDOC Money Purchase Pension Plan Amendment No. 3 recitals

Attachment 2: Draft Resolution No. 2160 Approving Amendment No. 3 to the MWDOC Money Purchase Pension Plan

MUNICIPAL WATER DISTRICT OF ORANGE COUNTY
MONEY PURCHASE PENSION PLAN

AMENDMENT NO. 3

RECITALS

A. MUNICIPAL WATER DISTRICT OF ORANGE COUNTY ("Employer") maintains the MUNICIPAL WATER DISTRICT OF ORANGE COUNTY MONEY PURCHASE PENSION PLAN ("Plan").

B. The Plan was amended and restated effective as of January 1, 2016, in order to comply with the California Public Employees' Pension Reform Act of 2013 and other regulatory guidance ("2016 Restatement").

C. Amendment No. 1 to the 2016 Restatement was adopted effective as of October 19, 2016, to amend Sections 6.1 and 6.3 of the Plan.

D. Amendment No. 2 to the 2016 Restatement was adopted effective as of July 1, 2019, to amend and replace Article VI in its entirety.

E. The Employer has the right to amend the Plan pursuant to Section 12.1 of the Plan.

F. It is in the best interests of the Employer to amend the Plan as set forth below.

AMENDMENT

NOW, THEREFORE, effective as of July 1, 2025, Employer hereby amends the MUNICIPAL WATER DISTRICT OF ORANGE COUNTY MONEY PURCHASE PENSION PLAN as follows:

1. Paragraph (a) of Section 6.1 (Employer Contributions) is hereby deleted in its entirety and replaced with the following:

> "(a) On Behalf of the General Manager.
>
> Effective July 1, 2025, the Employer shall annually pay into the Trust, on behalf of the General Manager in accordance with the terms of a separate employment agreement between the General Manager and Employer, an amount equal to twenty-two thousand dollars ($22,000) to be contributed in equal installments on a pay period basis so long as the General Manager continues to be employed by the Employer."

2. Paragraph (b) (Contributions by General Manager) of Section 6.3 (Employee Contributions) is hereby deleted in its entirety.

IN WITNESS WHEREOF, the Employer has caused this Amendment No. 3 to be executed on August _____, 2025.

EMPLOYER:

MUNICIPAL WATER DISTRICT OF ORANGE COUNTY

By:_____

APPROVED AS TO FORM AND CONTENT:
BEST BEST & KRIEGER LLP

By: _____
Attorneys for Employer

RESOLUTION NO. 2160

RESOLUTION OF THE BOARD OF DIRECTORS OF
MUNICIPAL WATER DISTRICT OF ORANGE COUNTY
APPROVING AMENDMENT NO. 3 TO THE MUNICIPAL WATER DISTRICT OF ORANGE COUNTY MONEY PURCHASE PENSION PLAN

WHEREAS, the Municipal Water District of Orange County ("District") previously established a qualified retirement plan known as the Municipal Water District of Orange County Money Purchase Pension Plan (the "Pension Plan") for the benefit of certain employees, and subsequently amended and restated the Pension Plan effective January 1, 2016; and

WHEREAS, the Employer wishes to amend the Pension Plan for the purpose of providing for employer contributions to be made on behalf of the General Manager in accordance with his employment agreement; and

WHEREAS, it is further necessary to amend the Pension Plan to eliminate existing contribution provisions that were applicable to the former general manager and are, therefore, obsolete; and

WHEREAS, Best, Best & Krieger LLP ("BBK") has prepared Amendment No. 3 to the Pension Plan, effective July 1, 2025, for review by the Board of Directors.

NOW, THEREFORE, be it resolved, determined and ordered by the Board of Directors of the Municipal Water District of Orange County as follows:

Section 1. That the above recitals are true and correct.

Section 2. That the Board of Directors hereby approves Amendment No. 3 to the Pension Plan heretofore considered and discussed.

Section 3. That the District hereby authorizes Director of Human Resources & Administration, or her designee, to duly execute Amendment No. 3 on behalf of the District.

PASSED AND ADOPTED by the Board of Directors of Municipal Water District of Orange County at its regular meeting held on August 20, 2025, by the following roll call vote:

AYES:
NOES:
ABSTAIN:
ABSENT:

_____
Angela Crespi
District Secretary
Municipal Water District of Orange County

Item No. 8

ACTION ITEM
August 20, 2025

TO: **Board of Directors**

FROM: **Administration & Finance Committee**
(Directors Crane, Thomas, Nederhood)

Harvey De La Torre, General Manager

Staff Contact: Angela Crespi, District Secretary

SUBJECT: **ASSOCIATION OF CALIFORNIA WATER AGENCIES COMMITTEE APPOINTMENT CONSIDERATIONS FOR THE 2026-2027 TERM**

STAFF RECOMMENDATION

Staff recommends that the Board of Directors discuss which MWDOC representatives would like to be nominated to serve on one or more Association of California Water Agencies (ACWA) committees for the 2026-2027 term; and direct General Manager Harvey De La Torre to sign and submit the completed Committee Consideration Form by the September 19, 2025, deadline.

COMMITTEE RECOMMENDATION

The committee recommended authorizing the General Manager to sign and submit the completed Association of California Water Agencies Committee Consideration Form for the 2026-2027 term and submit the completed Committee Consideration Form by the September 19, 2025, deadline.

REPORT

Background

Every two years, the Association of California Water Agencies (ACWA) solicits nominations from member agencies to reconstitute its 13 standing committees, which provide key technical, policy, and organizational input to the ACWA Board of Directors.

ACWA committee members consist of member agency Directors and staff. Committee members are appointed for two-year terms that begin on January 1st of even-numbered years. ACWA is currently seeking committee nominations for the 2026-2027 term (calendar years 2026 and 2027).

Budgeted: ☐ Yes ☐ No ☒ N/A	Budgeted amount:	Core: ☐	Choice: ☐
Action item amount:	Movement between funds: ☐ Yes ☐ No		

The following is a list of ACWA standing committees:

- Agriculture
- Business Development
- Communications
- Energy
- Federal Affairs
- Finance
- Groundwater
- Legal Affairs
- Local Government
- Membership
- State Legislative
- Water Management
- Water Quality

2024-2025 Committee Representation

Nominated in the fall of 2023, the following MWDOC representatives were selected and currently serve on ACWA Committees for the 2024-2025 term:

Committee	Representative (2024-2025)
Energy	M. Yoo Schneider
Finance	J. Thomas
Groundwater	B. McVicker
Water Quality	M. Yoo Schneider

2026-2027 Committee Representation Consideration

At this time, staff recommends the Board of Directors identify and discuss which Directors would like to be nominated to serve on one or more eligible committees for the 2026-2027 term. In alignment with past practice, General Manager Harvey De La Torre may recommend staff members for consideration.

For the 2026-2027 term, the following are Directors who have expressed interest, along with staff recommended for nomination:

Committee	Representative (2026-2027)
Energy	M. Yoo Schneider
Federal Affairs	H. Baez
Finance	J. Thomas
State Legislative	H. Baez
Water Quality	M. Yoo Schneider

Next Steps

Following Board direction, the completed Committee Consideration Forms, signed by the General Manager or Board President, must be submitted by September 19, 2025.

All committees will be reconstituted in December 2025 following the election of the new officers of President and Vice President. Committee selection results will be published on the ACWA website on December 31, 2025.

Should MWDOC nominees be selected to serve, the District would be responsible for all costs associated with the participation of its representatives.

ALIGNMENT WITH BOARD STRATEGIC PRIORITIES

- ☒ *Clarifying MWDOC's mission and role; defining functions and actions.*
- ☐ *Balance support for Metropolitan's regional mission and Orange County values and interests.*
- ☒ *Strengthen communications and coordination of messaging.*
- ☒ *Work with member agencies to develop water supply and demand objectives.*
- ☐ *Solicit input and feedback from member agencies.*
- ☒ *Invest in workforce development and succession planning.*

BOARD OPTIONS

Option #1: Discuss which MWDOC representatives would like to be nominated to serve on one or more Association of California Water Agencies committees for the 2026-2027 term; and direct General Manager Harvey De La Torre to sign and submit the completed Committee Consideration Form by the September 19, 2025, deadline.

Fiscal Impact: Should MWDOC nominees be selected to serve, the District would be responsible for all costs associated with the participation of its representatives.

Option #2: Take no action

Fiscal Impact: None

Attachments/Links:
Attachment 1: ACWA Committee Appointment Information and Form

ACWA
Association of California Water Agencies

Bringing Water Together





JOIN A COMMITTEE AND GET INVOLVED

ACWA has 13 standing committees that members can join and get involved. This is a great way for members to engage in state and local issues and influence policy and legislation. Committees are structured to include representation from all 10 ACWA Regions, bringing together diverse voices on technical and policy matters. **Take action, join a committee!**

COMMITTEE APPOINTMENT PROCESS TIMELINE

2026 – 2027 TERM

JUNE 30 — Email committee consideration forms to General Managers and Board Presidents

SEPT 19 — Committee consideration forms deadline
Any consideration submitted after deadline will be put on a waiting list.

OCT 3 — Committee process Chair and Vice Chair orientation

NOV 3 — Committee recommendation deadline

NOV 20 — Committee process orientation with incoming President

DEC 12 — Presidents final recommendations due to ACWA staff

DEC 31 — Committee results live on ACWA website

COMMITTEE COMPOSITION

Committee members are appointed for two-year terms that begin on Jan. 1 of even-numbered years. You can learn more about ACWA's 13 standing committees below. For more information and bylaws, visit **www.acwa.com**. If you have any questions, please contact Region and Member Engagement Specialist Ana Javaid at **anaj@acwa.com**.

Committee	Description	Composition	Meetings Per Year	Liaison
Agriculture	• Makes recommendations to the Board of Directors, State Legislative Committee, Federal Affairs Committee or other committees, as appropriate, regarding agricultural issues affecting the interests of ACWA and its members.	Unlimited	4	**Stephen Pang** State Relations Advocate stephenp@acwa.com
Business Development	• Develops and recommends to the Board of Directors programs and activities to be provided or administered by the association that generate non-dues revenue and provide a service or benefit to association members.	Unlimited	2	**Joseph Ramos** Business Development Representative josephr@acwa.com
Communications	• Develops and recommends to the Board of Directors and ACWA staff regarding communications and public affairs programs. • Promotes sound public information and education programs and practices among member agencies. • Prepares and distributes materials for use by member agencies in their local outreach efforts. • Provides input and guidance to ACWA's Communications Department.	Limited to 40	4	**Heather Engel** Director of Communications heathere@acwa.com
Energy	• Recommends policies and programs to the Board of Directors, the State Legislative Committee and the Federal Affairs Committee as appropriate.	Unlimited	4	**Nick Blair** Senior State Relations Advocate nickb@acwa.com
Federal Affairs	• Coordinates with other ACWA committees regarding input on federal issues before both Congress and the federal administrative branches.	Limited to 5 per Region	4	**Ian Lyle** Director of Federal Relations ianl@acwa.com
Finance	• Makes recommendations to the Board of Directors regarding annual budgets, investment strategies, annual audits and auditor selection, dues formula and schedule, and other financial matters.	Limited to 2 per Region *(1 Region Chair/ Vice Chair and 1 with financial experience)*	4 – 5	**Dan Gumpert** Controller dang@acwa.com
Groundwater	• Makes recommendations to the Board of Directors on groundwater policy issues. • Monitors state and federal regulations and legislation affecting the quality and management of groundwater. • Conducts studies and gathers data on groundwater issues. • Develops policies regarding groundwater management. • Coordinates with other committees on groundwater issues.	Unlimited	4	**Soren Nelson** Senior State Relations Advocate sorenn@acwa.com

Committee	Description	Composition	Meetings Per Year	Liaison
Legal Affairs	• Acts on requests for assistance on legal matters of significance to ACWA member agencies. • Reviews proposed ACWA bylaw revisions and works with staff to produce publications to assist member agencies in complying with state and federal laws. • Files amicus curiae filing on important cases, comments on proposed regulations and guidelines of state agencies such as the Fair Political Practices Commission and monitors and engages in water rights matters of interest to member agencies.	Limited to 45	2 – 3	**Caleb Raspler** Federal Affairs Representative calebr@acwa.com
Local Government	• Makes recommendations to the Board of Directors and the State Legislative Committee on local government matters affecting water agencies, including planning issues, local government organization, and finance. • Gathers and disseminates information on the value of special districts, and shares information promoting excellence in local government service delivery.	Limited to 3 per Region	2	**Kylie Wright** State Relations Advocate kyliew@acwa.com
Membership	• Makes recommendations to the Board of Directors regarding membership policies, eligibility and applications for membership. • Assists staff in developing membership recruitment and retention programs and reviews and makes recommendations to the Finance Committee regarding an equitable dues structure.	Unlimited	2	**Katie Dahl** Member Services Manager katied@acwa.com
State Legislative	• Reviews relevant introduced and amended legislation, and develops positions and provides recommendations to the Board of Directors on ballot measures and other major statewide policy issues. • Works with staff amendments to bills and provides direction for staff on legislative matters.	Limited to 4 per Region	10 – 12	**Julia Hall** Director of State Legislative Relations juliah@acwa.com
Water Management	• Makes recommendations to the Board of Directors on policy and programs related to water management. • Reviews and recommends positions on legislation and regulations as requested by other committees. • Assists in gathering and disseminating information regarding agricultural and urban water management, water conservation and water use efficiency, development and use of water resources, wastewater treatment and water recycling and reuse.	Limited to 4 per Region	4	**Chelsea Haines** Director of State Regulatory Relations chelseah@acwa.com
Water Quality	• Makes recommendations to the Board of Directors, the State Legislative Committee and the Federal Affairs Committee on policy and programs regarding water quality issues. • Promotes cost-effective state and federal water quality regulations and provides a forum for members to work together to develop and present unified comments on water quality regulations. • Develops and recommends positions and testimony on water quality regulatory issues.	Unlimited	4	**Nick Blair** Senior State Relations Advocate nickb@acwa.com

TO GET INVOLVED, SUBMIT YOUR CONSIDERATION FORM NOW!

COMMITTEE CONSIDERATION FORM

PLEASE PRINT LEGIBLY

Agency Name (DO NOT use acronyms or abbreviations)		ACWA Region #
Agency Address	City, State & Zip	Phone

BELOW PLEASE LIST ALL THOSE INTERESTED IN BEING ON ACWA COMMITTEES FOR YOUR AGENCY. FOR ADDITIONAL RECOMMENDATIONS PLEASE FILL OUT ANOTHER FORM.
**If an individual is not an agency employee or director, please indicate company affiliation.*

Name	Title/Company*	Email Address
Committee 1st Choice	Committee 2nd Choice	Committee 3rd Choice
Name	Title/Company*	Email Address
Committee 1st Choice	Committee 2nd Choice	Committee 3rd Choice
Name	Title/Company*	Email Address
Committee 1st Choice	Committee 2nd Choice	Committee 3rd Choice
Name	Title/Company*	Email Address
Committee 1st Choice	Committee 2nd Choice	Committee 3rd Choice
Name	Title/Company*	Email Address
Committee 1st Choice	Committee 2nd Choice	Committee 3rd Choice
Name	Title/Company*	Email Address
Committee 1st Choice	Committee 2nd Choice	Committee 3rd Choice

Signature *(Agency/District General Manager or Board President signature required)* Title Date

Committee member contact information will be shared on the committee roster and is to be used for committee business only.

QUESTIONS?
Contact **acwacommittees@acwa.com**
or **(916) 441-4545**

980 9th Street, Suite 1000
Sacramento, CA 95814
www.acwa.com

Item No. 9

ACTION ITEM
August 20, 2025

TO: **Board of Directors**

FROM: **Administration & Finance Committee**
(Directors Crane, Thomas, Nederhood)

Harvey De La Torre, General Manager

Staff Contact: Hilary Chumpitazi, Director of Finance/IT
Dave Anderson, Systems Administrator

SUBJECT: **AUTHORIZE CONTRACT FOR CYBERSECURITY SERVICES – MANAGED DETECTION AND RESPONSE (MDR)**

STAFF RECOMMENDATION

Staff recommends that the Board of Directors authorize the General Manager to enter into a contract with eSentire, Inc., to provide CrowdStrike endpoint protection, 24/7 network monitoring, and Security Information and Event Management services, as outlined, at an amount of $36,816 per year, for a three-year term not to exceed $110,448 (September 2025 to September 2028) with an option to renew.

COMMITTEE RECOMMENDATION

The committee concurred with the staff recommendation.

REPORT

In 2021, the Board approved a contract directly with CrowdStrike to provide comprehensive cybersecurity endpoint protection and 24/7 monitoring. CrowdStrike has successfully safeguarded the District's systems against potential compromises and uninterrupted operations. The platform delivers advanced, AI-driven protection against endpoint, user, and network threats by continuously monitoring servers, desktops, and laptops across the District's infrastructure. CrowdStrike is widely recognized as a top-tier leader in endpoint detection and response.

In preparation for the CrowdStrike contract expiring in September 2025, staff conducted a bidding process to ensure continued high-level cybersecurity protection at a competitive price. The District evaluated three qualified vendors. The bid submitted by eSentire, Inc. (eSentire) was the most cost-effective while preserving the full capabilities of the existing CrowdStrike solution.

Budgeted: ☒ Yes ☐ No	Budgeted amount: FY2025-26 $50,000	Core: ☒	Choice: ☐
Action item amount: $36,816 per year, not to exceed $110,448 for a three-year term	Movement between funds: ☐ Yes ☐ No		

Founded in 2001, eSentire is a recognized leader in managed detection and response (MDR) with operations in over 80 countries. The company will monitor the District's infrastructure and endpoints using CrowdStrike technology from its U.S.-based Security Operations Center, where trained Security Analysts will provide 24/7 oversight and rapid response to threats. These analysts will also collaborate directly with the District's IT department to fine-tune configurations, generate security reports, and strengthen system defenses.

The eSentire pricing structure allows MWDOC to right-size its cybersecurity needs by offering smaller package options to provide CrowdStrike endpoint protection. Its offering also expand the cybersecurity framework to include internal network monitoring and Security Information and Event Management (SIEM) services.

This SIEM technology is enhanced by eSentire's MDR services, which add 24/7 human-led threat hunting, monitoring, and incident response. The eSentire MDR services correlate and analyze logs from multiple sources—including firewalls, endpoints, identity systems, and cloud services—to detect and neutralize sophisticated cyber threats in real time. Together, this layered defense model aligns with federal cybersecurity mandates and strengthens the agency's ability to identify, respond to, and recover from emerging attacks.

Therefore, staff is recommending that the District enter into a three-year contract with eSentire at an annual amount of $36,816, not to exceed $110,448 for a three-year term effective September 2025 to September 2028, with an option to renew.

ALIGNMENT WITH BOARD STRATEGIC PRIORITIES

- ☒ *Clarifying MWDOC's mission and role; defining functions and actions.*
- ☐ *Balance support for Metropolitan's regional mission and Orange County values and interests.*
- ☐ *Strengthen communications and coordination of messaging.*
- ☐ *Work with member agencies to develop water supply and demand objectives.*
- ☐ *Solicit input and feedback from member agencies.*
- ☒ *Invest in workforce development and succession planning.*

BOARD OPTIONS

Option #1: Authorize the General Manager to enter into a contract with eSentire, Inc., to provide CrowdStrike endpoint protection, 24/7 network monitoring, and Security Information and Event Management services, as outlined, at an amount of $36,816 per year, for a three-year term not to exceed $110,448 (September 2025 to September 2028) with an option to renew.

Fiscal Impact: $36,816 per year for a three-year term in the amount not to exceed $110,448 with an option to renew.

Option #2: Do not authorize the General Manager to enter a contract with eSentire, Inc. and direct staff on how to proceed.

Fiscal Impact: Without continuous Cybersecurity monitoring and protection, serious operational, security, and reputational consequences could arise if the District experiences a cyber incident, which can have a significant fiscal impact.

Attachments/Links:
N/A

Item No. 10

ACTION ITEM
August 20, 2025

TO: **Board of Directors**

FROM: **Administration & Finance Committee**
(Directors Crane, Thomas, Nederhood)

Harvey De La Torre, General Manager

Staff Contact: Heather Baez, Director of Governmental Affairs

SUBJECT: **ISDOC 3rd VICE PRESIDENT CALL FOR NOMINATIONS**

STAFF RECOMMENDATION

Staff recommends that the Board of Directors discuss and determine if a member of the MWDOC Board would like to be nominated as a candidate for the ISDOC Executive Committee 3rd Vice President; endorse a Director's candidacy through a resolution of the Board if nominated; and direct staff as appropriate.

COMMITTEE RECOMMENDATION

The Committee recommended that the Board of Directors adopt proposed Resolution No. 2161 nominating Director Albert Nederhood as a candidate for the position of 3rd Vice President for the Independent Special Districts of Orange County (ISDOC) Executive Committee.

SUMMARY

The Independent Special Districts of Orange County (ISDOC) has issued a Call for Candidates to fill the vacancy of the 3rd Vice President position. A formal announcement was recently distributed to all member districts via email. The notice is attached for your reference.

Per the ISDOC Bylaws, officials who wish to seek election/appointment as an officer of ISDOC must first secure from their district an official endorsement in the form of a resolution. Therefore, in accordance with these Bylaws, the MWDOC Board must endorse a Director's candidacy through a resolution of the Board.

Therefore, staff recommends the Board of Directors discuss and determine if a member of the MWDOC Board would like to be nominated as a candidate for the ISDOC Executive Committee 3rd Vice President and direct staff as appropriate.

Budgeted: ☐ Yes ☐ No ☒ N/A	Budgeted amount:	Core: ☒	Choice: ☐
Action item amount:	Movement between funds: ☐ Yes ☐ No		

Nominations for the ISDOC Executive Committee close on August 22, 2025, and all Board resolutions must be received at that time.

The position will be filled via appointment by the ISDOC Executive Committee at its meeting on September 2, 2025.

ALIGNMENT WITH BOARD STRATEGIC PRIORITIES

- ☒ *Clarifying MWDOC's mission and role; defining functions and actions.*
- ☐ *Balance support for Metropolitan's regional mission and Orange County values and interests.*
- ☐ *Strengthen communications and coordination of messaging.*
- ☐ *Work with member agencies to develop water supply and demand objectives.*
- ☐ *Solicit input and feedback from member agencies.*
- ☐ *Invest in workforce development and succession planning.*

BOARD OPTIONS

Option #1: Determine if a member of the MWDOC Board would like to be nominated as a candidate for the ISDOC Executive Committee 3rd Vice President; endorse a Director's candidacy through a resolution of the Board if nominated; and direct staff as appropriate.

Fiscal Impact: None

Option #2: Take no action

Fiscal Impact: None

Attachments/Links:
Attachment 1: ISDOC Call for Candidates, 3rd Vice President Vacancy Notice ***Attachment 2:*** Proposed Resolution No. 2161 nominating Director Albert Nederhood as a candidate for the position of 3rd Vice President for the Independent Special Districts of Orange County (ISDOC) Executive Committee.

ISDOC
Independent Special Districts of Orange County

July 14, 2025

Mailing Address

P.O. Box 20895
Fountain Valley, CA 92728

Meeting Location

MWDOC/OCWD
18700 Ward Street
Fountain Valley, CA 92708

(714) 963-3058
(714) 964-5930 *fax*

www.isdoc.net

Executive Committee

President
Hon. Bob McVicker
Municipal Water District of Orange County

1st Vice President
Hon. Paul Mesmer
Surfside Colony Community Services District

2nd Vice President
Hon. Marilyn Thoms
East Orange County Water District

3rd Vice President
Vacant

Secretary
Vacant

Treasurer
Hon. Saundra Jacobs
Santa Margarita Water District

Immediate Past President
Hon. Greg Mills
Serrano Water District

Staff Administration

Heather Baez
Municipal Water District of Orange County

Tina Dubuque
Municipal Water District of Orange County

PLEASE DISSEMINATE TO ALL BOARD MEMBERS

Re: ISDOC Executive Committee 3rd Vice President Vacancy

This email shall serve as official notice and call for candidates to fill the vacancy for the 3rd Vice President position on of the Independent Special Districts of Orange County (ISDOC). The ISDOC Executive Committee will fill the vacancy by appointment.

Per the ISDOC bylaws, Article lll Section ll Point E: "With the exception of the immediate past president, if a vacancy occurs on the Executive Committee, the Committee shall, within 60 days from the commencement of the vacancy, either fill the vacancy by appointment or call a special election to fill the vacancy. A person appointed or elected to fill a vacancy shall hold office for the unexpired term of the former incumbent."

Nominations will close on **Friday, August 22, 2025, at 5:00 p.m.** Any Board Member/Trustee of a regular ISDOC member agency is eligible for nomination for this open position. Individuals who wish to be considered should submit a letter of interest, together with a resolution from their Board authorizing their candidacy. The appointment will be made by the ISDOC Executive Committee **on Tuesday, September 2, 2025.** The candidate will assume the position immediately upon appointment. The term ends on December 31, 2026.

Responsibilities of the position are as follows:

Third Vice President: The Third Vice President shall be Chair of the Legislative Committee. Duties include tracking legislation related to special districts, specifically bills that are a priority for CSDA; make position recommendations to the Executive Committee; and drafting support/opposition letters.

Meetings of the Executive Committee typically occur on the first Tuesday of each month at 7:30 a.m. virtually, via teleconference until further notice.

If you are seeking nomination to the 3rd Vice President position on the Executive Committee, please send your letter/email of interest and a copy of your Board's authorizing resolution to Heather Baez at hbaez@mwdoc.com. All nomination requests must be received by **August 22, 2025.**

If you have any questions about the position, duties, or the election process, please contact Heather Baez at (714) 593-5012 or hbaez@mwdoc.com.

Sincerely,

Bob McVicker

Bob McVicker, President

RESOLUTION NO. 2161

RESOLUTION OF THE BOARD OF DIRECTORS OF MUNICIPAL WATER DISTRICT OF ORANGE COUNTY NOMINATING DIRECTOR ALBERT NEDERHOOD AS A CANDIDATE FOR THE POSITION OF 3rd VICE PRESIDENT FOR THE INDEPENDENT SPECIAL DISTRICTS OF ORANGE COUNTY EXECUTIVE COMMITTEE

WHEREAS, Municipal Water District of Orange County (MWDOC) is a member of the Independent Special Districts of Orange County (ISDOC); and

WHEREAS, the bylaws of ISDOC provide that in order for a nomination to be made to ISDOC's Executive Committee, the official must first secure from his/her district an official endorsement of candidacy in the form of a board resolution; and

WHEREAS, the MWDOC Board of Directors has nominated Director Albert Nederhood as a candidate for the position of Third Vice President on the ISDOC Executive Committee.

NOW, THEREFORE, BE IT RESOLVED by the Board of Directors of the Municipal Water District of Orange County that Director Albert Nederhood is hereby nominated to serve as 3rd Vice President on the ISDOC Executive Committee.

BE IT FURTHER RESOLVED the District Secretary is hereby directed to transmit a certified copy of this resolution to ISDOC.

PASSED AND ADOPTED by the Board of Directors of Municipal Water District of Orange County at its regular meeting held on August 20, 2025, by the following roll call vote:

AYES:
NOES:
ABSTAIN:
ABSENT:

_____

Angela Crespi
District Secretary
Municipal Water District of Orange County

GENERAL MANAGER REPORT OF STAFF ACTIVITIES

August 2025

MWDOC held its Member Agency Managers' meeting at its office in Fountain Valley on Thursday, July 17, 2025.

In attendance: Rudy Correa – Brea, David Youngblood – East Orange County, Dennis Cafferty – El Toro Water District, Mark Sprague – Fountain Valley, Ken Vecchiarelli & Toby Moore – Golden State Water Company, John Poehler & Kristen Poehler – Huntington Beach, Belinda Deines – La Palma, Keith Van Der Maaten – Laguna Beach County Water District, Johnathan Cruz & Matt Collings, Ashely Goodin, Laura Rocha – Moulton Niguel Water District, Mark Vukojevic & Steffen Catron – Newport Beach, John Kennedy & Chris Olsen – Orange County Water District, David Rebensdorf & Mark Iverson – San Clemente, Robert Grantham – Santa Margarita Water District, Iris Lee – Seal Beach, Jerry Vilander – Serrano Water District, Fernando Paludi – Trabuco Canyon Water District, Michael Grisso - Tustin, Noelani Leal – Westminster, Doug Davert, Mark Toy & Freddie Ojeda – Yorba Linda Water District

Staff in attendance: Harvey De La Torre, Melissa Baum-Haley, Charles Busslinger, Damon Micalizzi, Vicki Osborn, Sarina Sriboonlue, Alex Heide, Rachel Waite-Harvey, Beth Fahl

General Meeting Information/Discussion Items:

- Draft Board Agendas
- MET Update
- AMI Work Group
- Engineering Update
- WEROC Update

Announcements

- Emergency Water Supplies to South OC Stakeholders Meeting - July 30, 10:00
- Demand Forecasts Workshop - August 5, 2025, from 1 pm to 3 pm
- Orange County Water Summit – September 5
- Treated Water Surcharge Workshop – July 29 from 9:00-10:30

Report Items

- Monthly GM Report
- Legislative Reports
- WEROC Matrix
- Grant Funding Opportunities
- Additional Reports or Materials

Future Meetings: August 21, 2025

ENGINEERING AND PLANNING

ORANGE COUNTY WATER DEMAND FORECAST PROJECT AND 2025 URBAN WATER MANAGEMENT PLAN

The Urban Water Management Planning Act, enacted by the California legislature, requires every urban water supplier to provide water for municipal purposes to more than 3,000 customers or supply more than 3,000 acre-feet of water annually to prepare, adopt, and file an Urban Water Management Plan (UWMP) with the California Department of Water Resources (DWR). These reports are required every five years. The upcoming UWMP cycle is the 2025 UWMP, which will be due to DWR on July 1, 2026.

On December 18, 2024, the MWDOC Board approved a contract award to Hazen and Sawyer (Hazen) to provide professional services for the 2025 Orange County Water Demand Forecast Project to support 2025 UWMP development. The project began in January 2025, and an All-Agency Kickoff Meeting took place in mid-February 2025. The project remains on schedule. A draft of the demand projections will be presented to Orange County agencies for review and comment at an all-agency workshop in August 2025, followed by a second presentation at the MWDOC Member Agencies meeting. A final presentation to the Board is anticipated in October 2025. MET water supply projections are expected in December 2025.

On July 16, 2025, the MWDOC Board approved a contract award to Carollo Engineers (Carollo) to provide professional services for the preparation of the 2025 UWMPs for MWDOC and participating agencies under the MWDOC Shared Services Program. The 2025 UWMP schedule aligns with the demand forecast development, with MWDOC staff working towards a Notice to Proceed for Carollo in early August 2025. Currently, 24 agencies have indicated interest in participating in the program. Final agency signups are anticipated in September 2025.

LAKE MATHEWS - UPPER FEEDER SHUTDOWN - OUTLET TOWER REPAIRS JULY 12-25, 2025.

On July 21, 2025, Metropolitan began a five-day shutdown of Lake Mathews to inspect a stuck slide gate for Tower 1 at Lake Mathews Junction shaft. The shutdown was a success. Lake Mathews returned to normal operations on July 25, 2025. A future scheduled shutdown for rehabilitation to achieve a more permanent fix of the stuck slide gate is anticipated for November 2025.

EMERGENCY PREPAREDNESS

WILDLAND FIRE – RANCHO FIRE, LAGUNA BEACH

Vicki coordinated directly with the impacted agencies, as well as state and county partners, to ensure they were informed of WEROC's presence and response activities during the fire incident, in alignment with efforts led by the Orange County Fire Authority (OCFA) and Laguna Beach Fire Department.

WEROC AGENCY PLANNING, COORDINATION, AND PROGRAM EFFORTS

AlertOC – Orange County Mass Notification System

Janine completed the AlertOC renewal project in collaboration with WEROC's participating member agencies, ensuring uninterrupted access to the County of Orange's mass notification system under the renewed Everbridge contract.

To accomplish this project, Janine:

- Coordinated directly with the County of Orange and Everbridge to ensure system updates and contract requirements were aligned with agency needs.
- Conducted outreach to all participating member agencies to confirm continued enrollment and system access.
- Collected and processed signed Memoranda of Understanding (MOUs) from each participating agency, formalizing their commitment to the program.
- Oversaw the execution of Individual User Agreements for staff members designated as system "Users," ensuring appropriate access controls and accountability.
- Provided guidance and clarification to agencies on system roles, user responsibilities, and security protocols.
- Verified the accuracy of contact information and alerting pathways for each agency to maintain operational readiness.

This comprehensive effort ensures that all WEROC agencies remain fully integrated into the AlertOC system, enhancing coordinated communication during emergencies.

America's Water Infrastructure Act (AWIA) Compliance

Planning efforts under the America's Water Infrastructure Act (AWIA) continued in July:

- **Tier I ERP Updates:**
  Emergency Response Plan updates are underway with Herndon Solutions Group (HSG). Agencies have completed their gap assessment of their plans with HSG. Change orders are being completed for the additional work required or requested

by the participating agencies. Tier I agencies must self-certify ERP completion to the EPA by September 30, 2025.

- **Tier II RRA Coordination:**
  Risk and Resilience Assessment (RRA) meeting cycles are in progress. Agencies must certify RRAs to the EPA by December 31, 2025.

Vicki is coordinating change orders for several Tier I agencies that have requested additional updates to their Emergency Operations Plans (EOPs), based on agency-specific needs identified during the ERP gap assessment process.

CalWARN Coordination and Activities

CalWARN is in the process of merging with the California Utilities Emergency Association (CUEA), a critical step toward strengthening unified utility response and recovery efforts during disasters. This strategic alignment enhances coordination across all utility sectors — water, wastewater, power, communications, and transportation— under a single, statewide emergency response framework.

CUEA serves as the official utility representative in the State Operations Center (SOC) and Joint Field Office (JFO) during state and federal disaster responses. Merging with CUEA ensures that water and wastewater agencies have a direct voice in these high-level coordination environments, enabling better access to information, resources, and decision-making channels alongside other utility partners.

This partnership represents a significant win for California's emergency management system by unifying utility response under one banner, improving representation, and streamlining mutual aid and situational awareness during large-scale incidents.

Cyber Security Coordination with OCIAC & DHS

Vicki continues to distribute timely alerts and resources related to critical cybersecurity threats affecting the water and wastewater sectors.

On July 3rd, she met with the Orange County Intelligence Assessment Center (OCIAC) and Sensemakers to review the After-Action Report from the May 2025 Cybersecurity Tabletop Exercise.

Additionally, Vicki facilitated email introductions to WEROC member agencies for the region's new DHS/CISA representative, who is currently engaging with local agencies to share available support services and strengthen partnerships.

Multi-Jurisdictional Hazard Mitigation Plan (MJHMP)

As of July 28, 2025, 14 of the 15 agencies (one remains) have submitted adoption resolutions. FEMA is issuing updated approval letters upon each submission. The plan is effective through April 15, 2030.

Operational Area, State and Federal Activities & Meetings
Key Meetings & Activities

July 10 – OCEMO Monthly Meeting:
Janine and Gabby attended the Orange County Emergency Management Organization (OCEMO) monthly meeting and the Training & Exercise Design Subcommittee. They provided input on the 2025 Threat and Hazard Identification and Risk Assessment (THIRA) and Stakeholder Preparedness Review (SPR). Eight priority capabilities were identified for regional focus in the upcoming year. Gabby also participated in a follow-up meeting at the Operational Area Emergency Operations Center (OA EOC) on **July 24** to continue development of the THIRA/SPR and ensure water and wastewater considerations were reflected.

July 11 – CESA Legislative Committee:
Vicki participated in the California Emergency Services Association (CESA) Legislative Committee meeting, where over 40 emergency management-related bills were reviewed and are now being tracked for potential impact on local and regional agencies.

July 15 – CalWARN Regional Chair Meeting:
Vicki facilitated the CalWARN Region I Chair Meeting, which focused on proposed governance updates, partnership opportunities, and the launch of a refreshed CalWARN website to improve communication and resource access for members.

July 15 – Hospital Water Resiliency Coordination with HOAG:
Vicki met with representatives from HOAG Hospital to address the new California Department of Public Health (CDPH) requirements mandating hospitals maintain access to 150 gallons of potable water per day during emergencies. She provided strategic guidance on sustainable compliance options, emphasizing that relying on water truck deliveries is not a realistic or dependable solution during large-scale events. Her input helped the hospital explore more practical, long-term water resiliency strategies.

July 22 – Joint Operations Meeting with OC Sheriff and OCFA:
Vicki attended a joint operations meeting with the Orange County Sheriff's Department and Orange County Fire Authority (OCFA) to discuss interagency coordination, response priorities, and opportunities for improved integration of water and wastewater agencies in future emergency operations.

July 23 – EOC Academy 101 Working Group:
Gabby and Vicki attended the EOC Academy 101 Working Group planning session to support the development of future training opportunities for new and existing EOC responders across Orange County.

July 24 – OCFA Coordination Meeting:
Vicki met with the OCFA Deputy Fire Marshal and staff to discuss their recent outreach to water agencies requesting infrastructure maps and related data. The meeting strengthened coordination and clarified the intent behind OCFA's engagement. Vicki will

be following up with General Managers and Operations Managers/Superintendents to determine the next steps for enhanced collaboration and data-sharing protocols with OCFA.

July 31 – MARAC Southern Regions I & VI Meeting:
Gabby and Vicki attended the Mutual Aid Regional Advisory Committee (MARAC) meeting for Southern California Regions I and VI. The meeting focused on regional mutual aid coordination, resource sharing, and upcoming training and exercise opportunities.

WEROC UASI Grant Funding

Gabby is working with the Urban Area Security Initiative (UASI) on a potential funding opportunity to replace aging water vessels on previously funded UASI potable water trailers. The current tanks have deteriorated due to age, heat, and UV exposure, affecting water quality and taste. Upgraded vessels would enhance mass care capabilities, particularly for individuals with access and functional needs.

Gabby surveyed the 11 member agencies that manage the 13 trailers and is developing a proposal for the Urban Area Working Group (UAWG), which includes law enforcement, fire, and emergency management partners. Her presentation is scheduled for August 13th. To support the proposal, Gabby and Janine participated in a maintenance demonstration with the City of Orange to better understand current system conditions and needs.

Please note that if our project is selected, it may take 3 – 4 years to receive funding unless unspent UASI funds become available.

WEROC Mapping Project

Janine has completed the WEROC Water and Wastewater Atlas Project. All deliverables have been received, and wall maps are in the process of being delivered to the member agencies.

Mobile Command Vehicle (MCV) and Logistics Base Update

Janine and Gabby have been actively field-testing the WEROC Mobile Command Vehicle (MCV) to verify connectivity and functionality of key components, including the plotter, printer, and laptops. This effort ensures the vehicle remains deployment-ready. As part of the MCV Standard Operating Procedure, Gabby is developing a connectivity heat map to identify areas within the County with limited service.

The WEROC team also worked with Finance to complete the year-end inventory reconciliation for both the MCV and Peters Canyon Logistics/Staging Base (PCLSB). In coordination with IT, obsolete equipment was collected and destroyed on-site. The EOC phone line through CalNET has been successfully activated and is operational. Additional facility improvements include coordinating with MET to replace the garage weather stripping to prevent rodent intrusion, with quarterly pest control to follow.

Ongoing maintenance and operational readiness of both the MCV and Peters Canyon Logistics/Staging Base remain a priority.

WEROC Plan Development & Misc Updates with Member Agencies

Vicki has reviewed the following County Plans and WEROC plans and provided comments on behalf of the WEROC Organization:

- OA Radio Standard Operating Procedure (SOP)
- Orange County Operational Area and County of Orange Emergency Operations Plan (EOP)
- WEROC PSPS SOP

July 22: Janine and Gabby attended the City of Orange Water Division's quarterly Water Trailer maintenance. The process for cleaning and preparing the UASI Water Trailer for public use was presented to Gabby and Janine as part of Gabby's preparation for potential funding opportunities from the Urban Area Security Initiative (UASI) for upgraded or new equipment for the existing 13 Member Agency Water Trailers.

July 29: WEROC was invited to the Moulton Niguel Water District's Public Safety Appreciation Event. Janine and Gabby will be attending to represent WEROC.

WEROC Fuel Planning

Vicki met with Herndon Solutions Group (HSG), WEROC's consultant for AWIA and hazard mitigation projects. The MWDOC scope of work is being revised so HSG can assist in developing the fuel planning scope, identifying regulatory requirements, and supporting vendor selection for the upcoming RFP.

Janine will be assisting with the project, and the first item to occur will be a fuel survey.

WEROC PRESENTATIONS, TRAINING, AND EXERCISES

Presentations

- July 15: Vicki provided an update presentation on CalWARN and WEROC to the AWWA CA/NV Security and Emergency Management Committee.

Upcoming Presentations (look ahead):

August 8: Building Industry Association (BIA) Southern California Water Conference

August 20: Southern California Edison (SCE) Critical Lifelines Working Group

August 22: Urban Water Institute, San Diego

Training & Exercises

- July 8: OC SANs Operations Training *custom-built

- July 14: Met with Paula to begin planning for a full-scale and functional exercise in the Spring of 2026
- July 26: Virtual AlertOC training was conducted for WEROC agencies' end users.
- July 24: OC SANs Planning & Intel Training* custom built

Staff Training

- July 9: Gabby attended the DR-4856 Hazard Mitigation Webinar with CalOES.
- On July 14 – 15, Gabby attended the MGT-343: Disaster Management for Water & Wastewater Utilities course and received a certificate of completion.

MET ITEMS CRITICAL TO ORANGE COUNTY

MET FINANCE AND RATE ISSUES

Water Transactions for July 2025 (for water delivered in May 2025) totaled 104.8 thousand acre-feet (TAF), which was 6 TAF lower than the budget of 110.8 TAF and translates to $121.4 million in receipts for July 2025, which were $1.5 million lower than the budget of $122.9 million.

Year-to-date water transactions through July 2025 (for water delivered in May 2025 through May 2025) were 104.8 TAF, which was 6 TAF lower than the budget of 110.8 TAF.

Year-to-date water receipts through July 2025 were $121.4 million, which was $1.5 million higher than the budget of $122.9 million.

Month		Acre-Feet (AF)[1]		Variance		Revenue ($)[2]		Variance	
Delivered/ Billed In	To be Collected in	Budget	Actual	AF	%	Budget	Actual	$	%
May	July	110,834	104,883	(5,951)	-5%	122,873,000	121,413,402	(1,459,598)	-1%
YTD Total		**110,834**	**104,883**	**(5,951)**	-5%	**122,873,000**	**121,413,402**	**(1,459,598)**	-1%
June	August	117,893	-	-	0%	150,144,000	-	-	0%
July	September	130,799	-	-	0%	149,512,000	-	-	0%
August	October	133,060	-	-	0%	152,486,000	-	-	0%
September	November	125,227	-	-	0%	141,366,000	-	-	0%
October	December	126,161	-	-	0%	139,251,000	-	-	0%
November	January	128,056	-	-	0%	136,399,000	-	-	0%
December	February	107,621	-	-	0%	112,940,000	-	-	0%
January	March	90,739	-	-	0%	105,776,000	-	-	0%
February	April	78,856	-	-	0%	91,212,000	-	-	0%
March	May	84,484	-	-	0%	98,206,000	-	-	0%
April	June	110,200	-	-	0%	129,990,000	-	-	0%
FY Total		**1,343,930**	**104,883**	**N/A**	N/A	**1,530,155,000**	**121,413,402**	**N/A**	N/A

MET'S SUPPLY CONDITION UPDATE

RECENT ACTIVITY

The 2024-25 Water Year (2024-25 WY) officially started on October 1, 2024. Thus far, Northern California accumulated precipitation (8-Station Index) reported ***55.2. inches or 113% of normal as of July 29th***. The Northern Sierra Snow Water Equivalent peaked at ***31.7 inches on April 4th***, which is ***112% of normal*** for that day. The Department of Water Resources (DWR) has increased the State Water Project (SWP) ***"Table A" allocation to 50% as of May 2025.***

The Upper Colorado River Basin accumulated precipitation is reporting ***21.0 inches or 83% of normal as of July 27th***. On the Colorado River system, snowpack is measured across four states in the Upper Colorado River Basin. The Upper Colorado River Basin Snow Water Equivalent peaked at ***14.2 inches on March 24th***, which is ***98% of normal*** for that day. Due to the below-average inflows into Lake Powell over the past several years, the United States Bureau of Reclamation **declared a shortage at Lake Mead that has been ongoing since January 1st, 2022 (below 1,075 feet storage**

level). As of July 2025, **there is a 93% chance of shortage continuing in CY 2026, a 87% chance in CY 2027, and an 80% chance in CY 2028. In addition, there is a 3% chance of a California (below 1,045 feet storage level) shortage in 2027.**

As of July 28th, Lake Oroville storage is at ***81% of total capacity and 116% of normal.*** As of July 28th, San Luis Reservoir has a current volume of ***38% of the reservoir's total capacity and is 86% of normal.***

With CY 2025 estimated total demands and losses of 1.545 million acre-feet (MAF) and with a 50% SWP Table A Allocation, Metropolitan is projecting that supplies will exceed demand levels in Calendar Year (CY) 2025. Based on this, the estimated total dry-year storage for Metropolitan at the end of ***CY 2025 will remain at approximately 4.0 MAF.*** A projected dry-year storage supply of ***4.0 MAF would be approximately 3.0 MAF from a typical level where Metropolitan's goes into Water Supply Allocations.*** A significant factor in maintaining a high water storage level is lower-than-expected water demands***.*** We are seeing regional water demands reaching a 40-year low. **However, *with a majority of MWD's water supplies stored in Lake Mead and with still a 5-year shortage projection at Lake Mead, there remains a lot of uncertainty about where supply balances will be in the future. In addition, Colorado River Basin States have been meeting for months to negotiate new post-2026 operations at Glen Canyon Dam at Lake Powell and Hoover Dam at Lake Mead.***

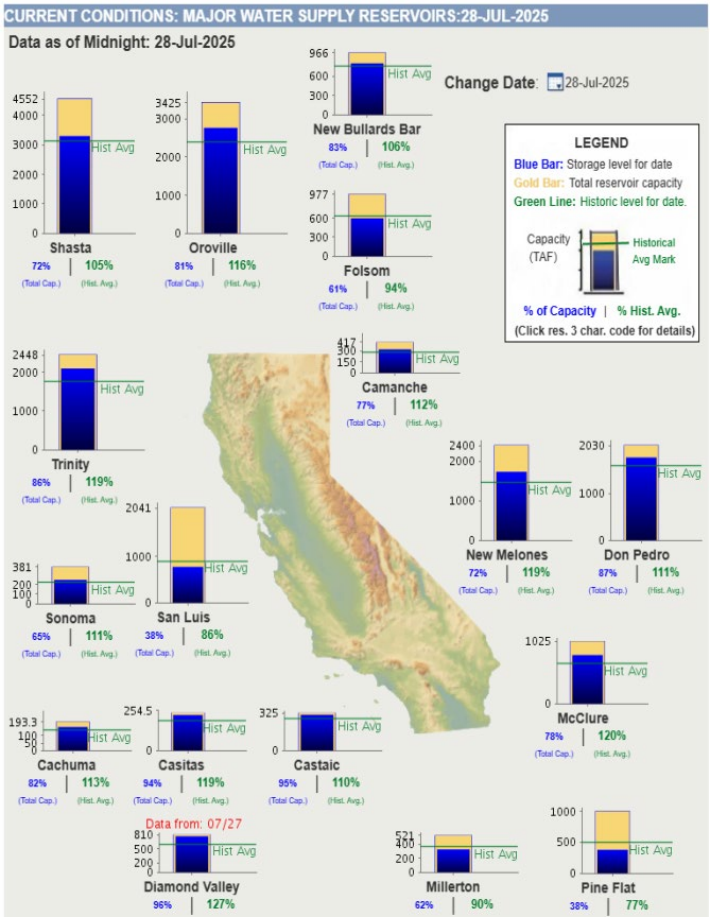

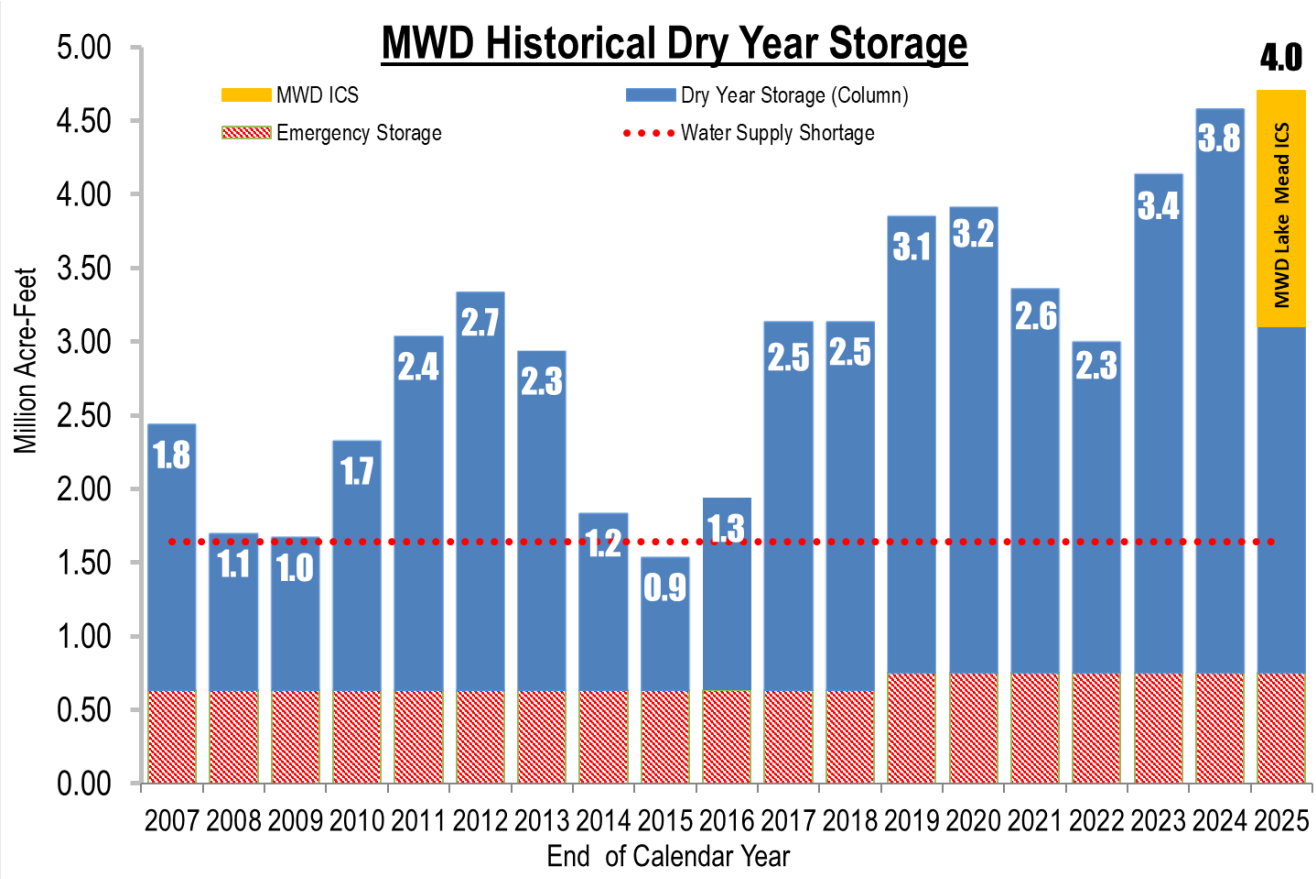
MWD Historical Dry Year Storage
MWD ICS
Dry Year Storage (Column)
Emergency Storage
Water Supply Shortage
Million Acre-Feet
5.00
4.50
4.00
3.50
3.00
2.50
2.00
1.50
1.00
0.50
0.00
1.8
1.1
1.0
1.7
2.4
2.7
2.3
1.2
0.9
1.3
2.5
2.5
3.1
3.2
2.6
2.3
3.4
3.8
4.0
MWD Lake Mead ICS
2007 2008 2009 2010 2011 2012 2013 2014 2015 2016 2017 2018 2019 2020 2021 2022 2023 2024 2025
End of Calendar Year

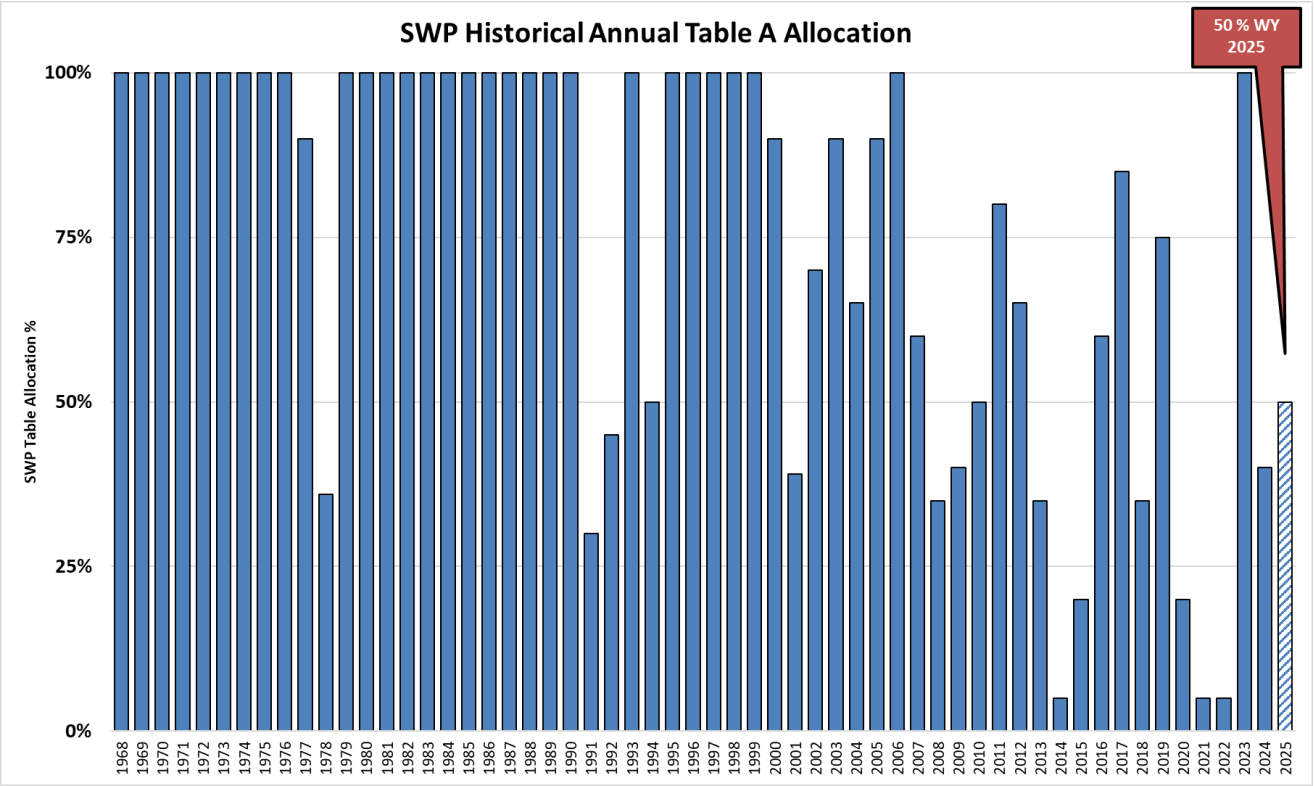
SWP Historical Annual Table A Allocation
50 % WY 2025
SWP Table Allocation %
100%
75%
50%
25%
0%
1968 1969 1970 1971 1972 1973 1974 1975 1976 1977 1978 1979 1980 1981 1982 1983 1984 1985 1986 1987 1988 1989 1990 1991 1992 1993 1994 1995 1996 1997 1998 1999 2000 2001 2002 2003 2004 2005 2006 2007 2008 2009 2010 2011 2012 2013 2014 2015 2016 2017 2018 2019 2020 2021 2022 2023 2024 2025

2025 WSDM Storage Detail

WSDM Storage	1/1/2025 Estimated Storage Levels [1]	CY 2025 Maximum Put Capacity [2]	2025 Total Storage Capacity
Colorado River Aqueduct Delivery System	**1,544,000**	**78,000**	**1,622,000**
Lake Mead ICS	1,544,000 [3]	78,000	1,622,000 [3]
SWP System	**1,163,000**	**311,000**	**2,338,000**
MWD & DWCV Carryover	380,000	149,000	529,000 [4]
MWD Articles 14(b) and 12(e)	3,000 [5]	0	0
Castaic and Perris DWR Flex Storage	219,000	0	219,000
Arvin-Edison Storage Program	100,000	0 [6]	350,000
Semitropic Storage Program	227,000	67,000	350,000
Kern Delta Storage Program	142,000	48,000	250,000
Mojave Storage Program	19,000	0	330,000
AVEK Storage Program	27,000	0	30,000
AVEK High Desert Water Bank Program	45,000	47,000	280,000
In-Region Supplies and WSDM Actions	**1,060,000**	**60,000**	**1,246,000**
Diamond Valley Lake	788,000	22,000	810,000
Lake Mathews and Lake Skinner	188,000	38,000	226,000
Conjunctive Use Programs (CUP)	84,000	0	210,000 [7]
Other Programs	**762,000**	**223,000**	**1,181,000**
Other Emergency Storage	381,000	0	381,000
DWCV Advanced Delivery Account	381,000	223,000	800,000
Total	**4,529,000**	**673,000**	**6,387,000**
Emergency	750,000	0	750,000
Total WSDM Storage (AF) [8]	**3,779,000**	**673,000**	**5,637,000**

[1] Preliminary start of year balances, subject to DWR adjustments and USBR final accounting in May 2025.

[2] Put capacity assumed under a 40 percent SWP Table A Allocation. Storage program losses included where applicable.

[3] This amount is net of the water Metropolitan stored for IID in Lake Mead in an ICS sub-account.

[4] Total storage capacity varies year-to-year as the contractual annual storage limit, based on the SWP Table A allocation, is combined with the remaining balance from the previous year. There is a potential risk that Metropolitan's stored water be converted to SWP contractor water if San Luis Reservoir approaches full capacity.

[5] DWR has approved carryover supplies under Article 14 (b) of the State Water Project Contract for delivery in 2025.

[6] Puts are limited due to water quality considerations.

[7] Total of all CUP programs including IEUA/TVMWD (Chino Basin); Long Beach (Central Basin); Long Beach (Lakewood); Foothill (Raymond and Monk Hill); MWDOC (Orange County Basin); Three Valleys (Live Oak); Three Valleys (Upper Claremont); and Western. On April 8, 2025, the Board authorized the termination of six inactive CUP agreements, effectively decreasing the CUP storage capacity to 115,000 AF by July 1, 2025. Future WSDM reports will reflect the decreased capacity once the termination agreements have been executed.

[8] Total WSDM Storage level subject to change based on accounting adjustments. Total may not sum due to rounding.

ISSUE BRIEF #C

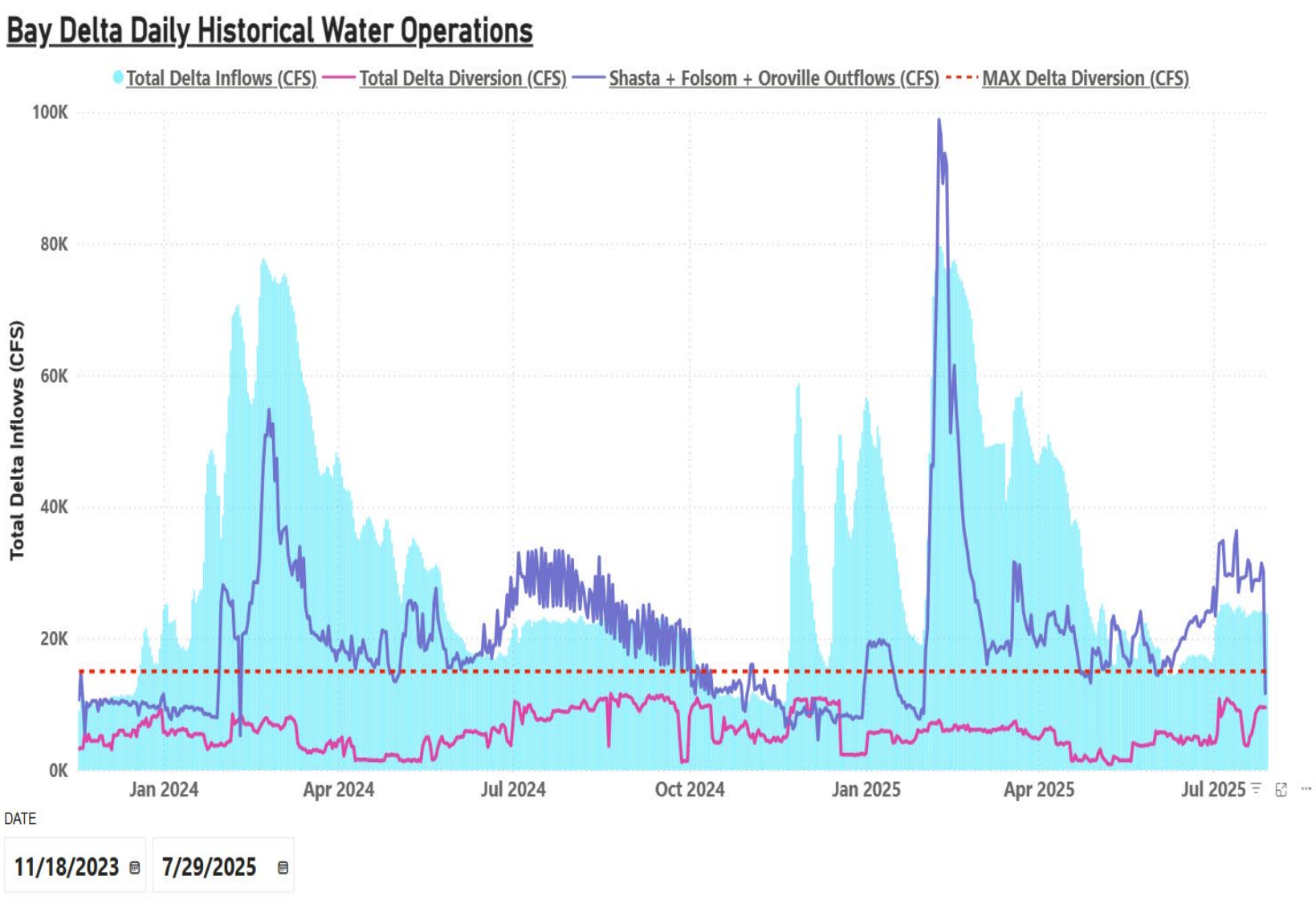

MET'S WATER QUALITY UPDATE

RECENT ACTIVITY

Water System Operations

Metropolitan member agency water deliveries were 140,000 acre-feet (AF) for June, with an average of 4,700 AF per day, which was about 1,200 AF per day higher than in May. Treated water deliveries were 15,100 AF higher than May for a total of 74,800 AF, or 53 percent of total deliveries for the month. The Colorado River Aqueduct (CRA) pumped a total of 95,500 AF in June. State Water Project (SWP) imports averaged 2,900 AF per day, totaling about 85,700 AF for the month. The target SWP blend is currently 40% for Diemer, Weymouth, and Skinner.

Metropolitan has sufficient SWP, Colorado River supplies, and storage to meet demands in 2025. Water continues to be managed according to Water Surplus and Drought Management (WSDM) principles and operational objectives with an emphasis on positioning SWP supplies to meet future demands in the SWP-dependent area. The SWP Allocation is expected to remain at 50% for the calendar year. Metropolitan is continuing to manage Table A supplies to preserve supplies for the SWP dependent area. At the same time, Metropolitan has shifted operations to manage surplus supplies. With additional supplies, Metropolitan is delivering cyclic programs to member agencies, Desert Water Agency, and Coachella Valley Water District in 2025.

Water Treatment and Distribution

The SWP target blend entering the Weymouth and Diemer plants increased from 25 to 40 percent in May 2025. The SWP target blend entering Lake Skinner also increased from 25 to 40 percent in June 2025. Flow-weighted running annual averages for total dissolved solids from April 2024 through March 2025 for Metropolitan's treatment plants capable of receiving a blend of supplies from the SWP and the CRA were 602 mg/L, 584 mg/L, and 575 mg/L for the Weymouth, Diemer, and Skinner plants, respectively.

The Metropolitan Water District of Southern California

Weekly Operations Plan

For additional information, please contact Miluska Propersi at MPropersi@mwdh2o.com

07/24/2025 - 07/31/2025

Colorado River Aqueduct:
5-pump flow

Hydroelectric Generation:
5.0 MW
1 plant(s) in operation



Total System Demands
4,960 AF/Day

Change in Total System Demands*
▼ 600 AF/Day

Forecast
July
Deliveries
134 TAF

East Branch SPW Imports

Rialto Pipeline	1420 AF/day
Santa Ana Valley Pipeline	210 AF/day
Inland Feeder	660 AF/day

West Branch SPW Imports

Castaic Lake	820 AF/day
SCVWA (formerly CLWA)	100 AF/day

Water Quality

Plant Name	Targeted Blend (% SPW) As of 7/23/2025	TDS (mg/L) As of 7/23/2025	TTHMs (µg/L) As of 7/7/2025
Weymouth	100	231	22.0
Diemer	100	250	18.0
Skinner	40	500	37.0
Jensen	100	294	36.0
Mills	100	215	22.0

Terminal Reservoirs

as of 7/23/2025

Lake Mathews
154,500 AF
▲ 3,600 AF*

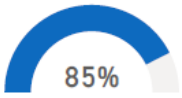

Lake Skinner
41,200 AF
▲ 3,500 AF*

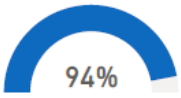

Diamond Valley Lake
775,300 AF
▼ -1,300 AF*

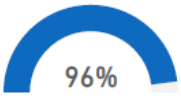

** = data from 7/9/2025*

Weekly Water Quality System Status

Wednesday, July 23, 2025

Generated On:7/23/2025 11:52:53 AM

THE METROPOLITAN WATER DISTRICT OF SOUTHERN CALIFORNIA

No violations of State or Federal regulations were recorded during the current period.

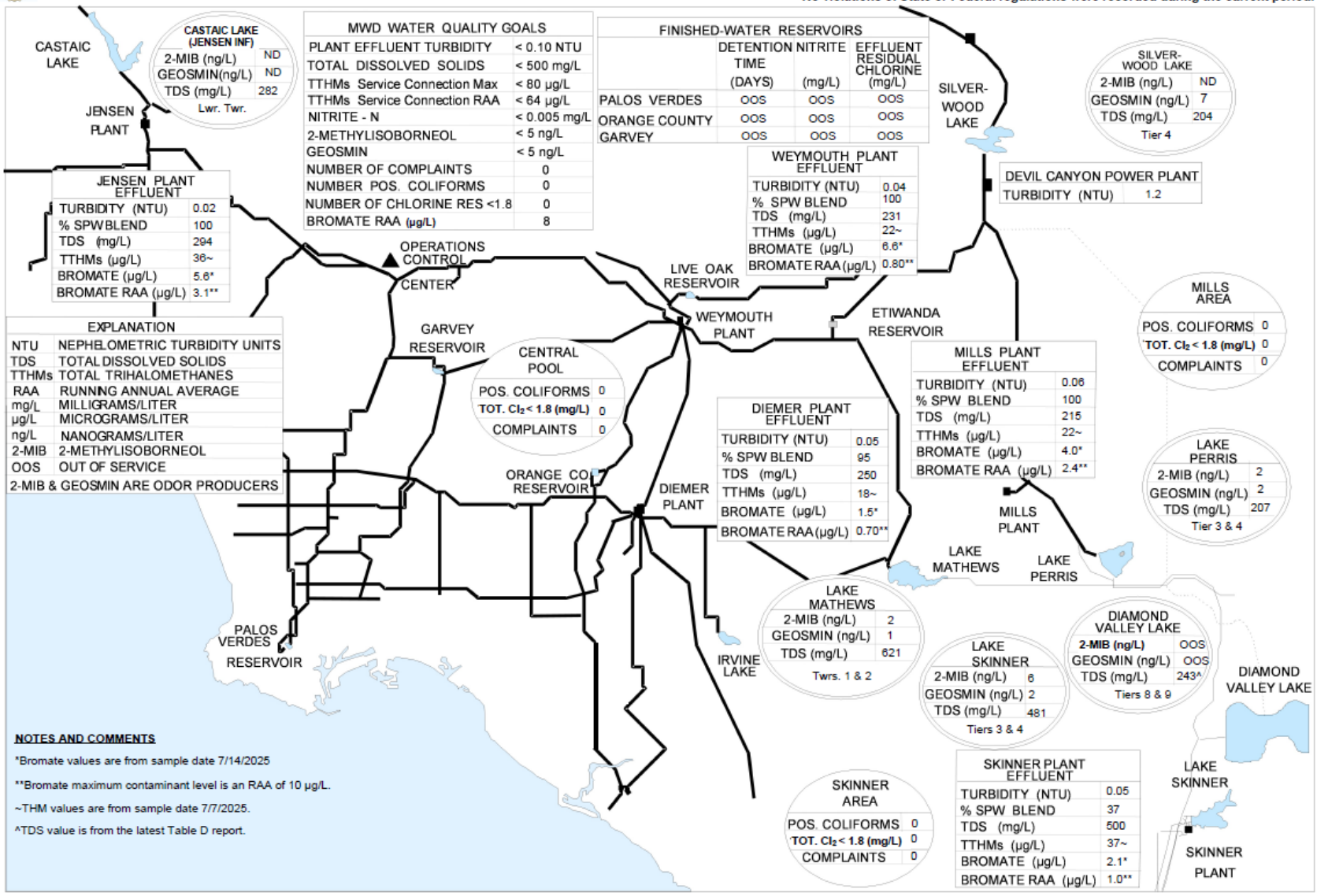

NOTES AND COMMENTS

*Bromate values are from sample date 7/14/2025

**Bromate maximum contaminant level is an RAA of 10 µg/L.

~THM values are from sample date 7/7/2025.

^TDS value is from the latest Table D report.

WATER QUALITY INFORMATION LINE: (800) 354-4420
VISIT MWD ON THE WEB AT http://www.mwdh2o.com

COLORADO RIVER ISSUES

RECENT ACTIVITY

U.S. Bureau of Reclamation Begins 2026 Annual Operating Plan Consultation

The U.S. Bureau of Reclamation (Reclamation) held the first of three annual consultation meetings regarding its Annual Operating Plan for Colorado River Reservoirs (AOP) for 2026 (The link is attached above). Each year, Reclamation prepares an AOP that reports on operations of Colorado River Reservoirs during the past year, and projects operations and releases for the current year based on current and projected reservoir elevations and hydrologic conditions throughout the Basin. The AOP provides Metropolitan with significant operational information regarding projected releases from Lake Powell to Lake Mead and whether the Lower Division States (California, Arizona, and Nevada) will be at normal, surplus, or shortage conditions. Metropolitan uses information in the AOP to plan diversions, ICS creation and/or delivery, interstate banking determinations, and Drought Contingency Plan (DCP) Contributions. The draft 2026 AOP forecasts annual Lake Powell releases of 7.48 million acre-feet, shortages, and DCP Contributions from Arizona and Nevada, and water savings contributions from Mexico.

Ted Cooke Nominated for Commissioner of Reclamation

On June 16, the former general manager of the Central Arizona Water Conservation District (CAWCD) was nominated by President Trump to lead the Bureau of Reclamation as its next commissioner. Metropolitan has a long-standing working relationship with Mr. Cooke and his former agency. He was general manager of CAWCD, which operates the Central Arizona Project, from 2016 through 2023.

Salinity Control Forum Activities

In early June, Metropolitan staff participated in the Colorado River Basin Salinity Control Forum meeting in Utah. The meeting included a one-day retreat to discuss potential reforms to the Salinity Control Program. Those potential reforms include consideration of including a water conservation component to the Program, changing the cost-share formula so that Arizona pays its fair share, and exploring new opportunities to reduce salinity through non-point source control by capturing salt from several saline springs in the Basin. The salinity of the Colorado River has been stable for the last several years. Still, there is concern that climate change could increase the River’s salinity if the flow continues to decrease, so long-term salinity planning is important to the Forum.

DELTA CONVEYANCE ACTIVITIES AND STATE WATER PROJECT ISSUES

RECENT ACTIVITY

Delta Conveyance

At the May 15th special board meeting, the Delta Conveyance Design and Construction Authority (DCA) Board authorized the Board President and/or Executive Director to issue letters of support for Governor Newsom's proposed trailer bills. These bills are intended to advance the modernization of critical water infrastructure through the Delta Conveyance Project by streamlining targeted state-level administrative processes, confirming funding authority, minimizing litigation delays, and facilitating construction efforts.

The DCA Finance Committee is currently reviewing the draft budget for fiscal year 2025/26. The proposed budget totals $65.0 million, which includes $5.1 million in unallocated reserves. The final budget is expected to be presented for DCA board approval at their June board meeting.

Sites Reservoir

At the Joint Reservoir Committee and Sites Authority Board meeting on May 16, 2025, the Executive Director was authorized to sign the National Historic Preservation Act Section 106 Programmatic Agreement as an invited signatory.

The Reservoir Committee and Authority Board also authorized the Executive Director to sign the Master Lake and Streambed Alteration Agreement with the California Department of Fish and Wildlife (CDFW) for the Sites Reservoir Project.

Delta Island Activities

Metropolitan staff participated in interagency seed collection activities in preparation for the Webb Tract Wetland Restoration Project. Metropolitan staff received confirmation that Webb Tract's Wetland Restoration Statutory Exemption for Restoration Projects concurrence application has completed CDFW regional staff review and has been forwarded to CDFW Director Bonham for review and approval.

Metropolitan staff completed zooplankton and carbon sampling of the floating wetlands on Bouldin Island.

PUBLIC/GOVERNMENT AFFAIRS

MEMBER AGENCY SUPPORT

Public Affairs Staff:

- Met with the South Coast Water District Public Information Officer to continue planning for the next Member Agency video spotlight

Government Affairs Staff:

- Distributed the Grants Tracking and Acquisition Report to all participating member agencies and made updates to the distribution list
- Provided an update on the Delta Conveyance Project Streamlining Trailer Bill and the Golden Mussels Trailer Bill efforts to the OC Met Managers
- Attended the Treated Water Surcharge Member Agency Workshop

COMMUNITY AND SPECIAL EVENTS

Public Affairs Staff:

- Met with The Metropolitan Water District of Southern California (Metropolitan) to plan for the September 12-13 Inspection Trip with Directors Ackerman and Erdman
- Began planning for OC Grand Jury Inspection Trip on September 30
- Hosted the Metropolitan's Traveling Art Show in the MWDOC lobby, featuring the 2024 winning posters from Metropolitan's service area

Government Affairs Staff:

- Coordinated with staff from IRWD for OC Grand Jury Inspection Trip

K-12 WATER EDUCATION

Public Affairs Staff:

- Met with the Orange County Department of Education's Inside the Outdoors to discuss potential workshops for water educators
- Met with the City of Santa Ana to provide an overview of the MWDOC Choice School programs
- Developed a series of social media posts to distribute over the next few months to promote the MWDOC Choice School Programs
- Provided the El Toro Water District with a list of schools in their service area participating in the MWDOC Choice School Programs

WORKFORCE INITIATIVE: WATER ENERGY EDUCATION ALLIANCE (WEEA)

Public Affairs Staff:

- Participated in Metropolitan's Member Agency Workforce Development working group meeting
- Met with a student from San Diego State University interested in public affairs careers in the water industry
- Completed the Water Energy Education Alliance (WEEA) year-end report
- Facilitated an in-person WEEA Sponsor's meeting hosted at Metropolitan to discuss workforce challenges, successes, priorities, and deliverables for fiscal year 2025-26. Also invited to the discussion were Metropolitan's Coro Fellowship interns.
- Met with the California Environmental Education Foundation to discuss WEEA's participation in the annual Teacher Institute
    - Provided draft activities and supplementals for review
- Reached out to the National Society of Black Engineers, Tomorrow's Talent, and WEEA sponsors to inform them of WEEA's sponsorship of the 2025 OC Water Summit and invite them to start identifying and preparing trade school, community college, and university students for the opportunity to participate
- MWDOC's Assistant General Manager provided a MWDOC 101 overview and site tour to Metropolitan's Coro Fellowship interns. MWDOC Public Affairs added water supply outreach and water industry careers to the discussion

DIGITAL COMMUNICATIONS, PUBLICATIONS, AND MEDIA ENGAGEMENT

Public Affairs Staff:

- Completed several updates for the MWDOC.com website
- Developed and distributed social media content across all MWDOC social media channels
- Promoted Smart Irrigation Month with social media content featuring MWDOC rebates
- Collaborated with Metropolitan to develop a video on the Delta Conveyance Project
- Created a webpage for Water Use Efficiency about AB 1572
- Completed the Spray-to-Drip Program Guide for Water Use Efficiency
- Supported the promotion of the 2025 OC Water Summit in partnership with Orange County Water District

SPECIAL PROJECTS

Public Affairs Staff:

- Developed promotional video for Ricky the Rambunctious Raindrop℠
- Met with Metropolitan to plan for a leak detection Autonomous Sensory Meridian Response (ASMR) video reel

Governmental Affairs Staff:

- Drafted and distributed the WACO Planning Agenda
- Staffed the WACO meeting featuring speakers from SoCal Gas
- Drafted and distributed the Call for Candidates notice for the ISDOC 3rd Vice President vacancy
- Staffed the WACO Planning Committee meeting
- Participated in an interview panel with Metropolitan for a senior public affairs representative position with an emphasis on water education

OUTREACH METRICS

Public Affairs Staff:

- Google Performance Analytics (GM Report Timeframe)
  - 190 business profile interactions
  - 1,123 people viewed the business profile
- Website Analytics (GM Report Timeframe)
  - 6,613 pageviews
  - Top pages for this date range
    - ☐ Home Page – 1,211
    - ☐ Residential Rebates – 399
    - ☐ Agendas, Packets, Minutes – 374
    - ☐ RFPs/RFQs – 297
    - ☐ Turf Replacement Program – 296
  - ocwatersmartparks.com: 9 site sessions
- ocwatersmartgardens.com Analytics (June 2025)
  - 670 Sessions, 507 New Users
  - Top pages for this date range
    - ☐ Eligible Sustainability Feature Trees
    - ☐ Plant Common Name
    - ☐ Helpful Plant List
- Social Media (GM Report Timeframe)

  According to Hootsuite – the global leader in social media management – a good engagement rate is between 1% and 5%.

For this period, MWDOC's engagement rate is 3.3%

- 10,145 post reach (number of people)
  - ☐ 335 Post engagement (actions taken – likes, shares, etc.)

LEGISLATIVE AFFAIRS

Governmental Affairs Staff:

- Participated in the ACWA Region 10 State Legislative Committee prep meeting
- Attended the CMUA Regulatory Committee meeting
- Participated in the CMUA Legislative Committee meeting
- Participated in the CSDA Brown Act Working Group meeting
- Attended the CCEEB Summer Issues Seminar
- Attended the CMUA Advanced Clean Fleets Working Group meeting
- Participated in the Golden Mussels Working Group meeting

WATER USE EFFICIENCY

WAY OF LIFE FRAMEWORK TECHNICAL ASSISTANCE PROGRAM (FRAMEWORK TAP) KICKOFF AND READINESS ASSESSMENT MEETINGS

Led by Sam Fetter, MWDOC continued offering its Framework TAP services to Orange County retailers through its hired consultant, Environmental Incentives (EI). The Program's first step is to conduct a readiness assessment with retailers to obtain an overview of each retailer's status relative to compliance and the steps required by the retailer to achieve compliance. A kickoff meeting serves as the project onboarding and is the basis of the readiness assessment process. The following activity occurred from July 10 to August 7:

- Kickoff Meetings
  - City of La Palma
  - City of Newport Beach
  - Trabuco Canyon Water District
- Readiness Assessment Deliverables Meetings
  - City of Seal Beach
  - South Coast Water District

CALIFORNIA WATER EFFICIENCY PARTNERSHIP (CALWEP) MEASUREMENTS & EVALUATIONS (M&E) PROJECT REVIEW

On July 14, Rachel Waite-Harvey attended the CalWEP M&E Project Review Team meeting. The project review team reviewed suggestions to the draft Guidance on the Measurement and Evaluation of Water Savings from the Urban Conservation Programs guidebook, a tool to assist water utilities in standardizing program evaluations. A final draft of the guidebook is expected at the end of the year.

NONFUNCTIONAL TURF (NFT) PROGRAM ADVISORY COMMITTEE (PAC) MEETING

On July 15, Rachel W-H., Beth Fahl, Sam, Tina Fann, and Cristal Castro hosted the NFT PAC meeting on Zoom. Items on the agenda included:

- Plant Lists for Commercial Properties
  - Presented by staff from Santa Margarita Water District and Moulton Niguel Water District
- NFT Resources SharePoint
  - Requests for additional Resources and Commercial, Industrial, and Institutional Project Pictures
- Focus for Future PAC Meeting
  - Article Development for OC CLCA Newsletter

- OC Model Water Efficient Language Ordinance Template
- Other Outreach Opportunities

The next meeting has not yet been scheduled.

METROPOLITAN WATER USE EFFICIENCY WORKGROUP MEETING

On July 17, Beth, Sam, Tina F., and Cristal participated in Metropolitan's Water Use Efficiency Workgroup meeting via Zoom. Items on the agenda included:

- Metropolitan Board Meeting Update
  - Board Report
  - Conservation Inspection and Verification Vendor Agreement
  - Stormwater Benefits of Turf Replacement
- Metropolitan Conservation Program Updates
  - Grant Funding Update
  - AB 1572 Resource Update
- MWD External Affairs Update
- Member Agency Roundtable
  - Save Our Water Website's Water Waste Reporting Process

The next meeting is scheduled for August 21.

CALIFORNIA WATER EFFICIENCY PARTNERSHIP (CALWEP) WHOLESALE TASK FORCE MEETING

On July 22, Beth and Rachel W.H. participated in CalWep's Wholesaler Task Force meeting via Zoom. Items on the agenda included:

- Landscape Area Measurements (LAM) Viewer Project Update
- CII Task Force – Best Management Practices (BMP) Database Update
- Announcements
  - Fall Plenary – September 11th at LADWP
  - CII Audit Training
  - CII Customers Guidebook

The next meeting has not yet been scheduled.

WATER SAVINGS INCENTIVE PROGRAM (WSIP) MEETING

On July 31, Rachel W.H. and Sam met with Gary Tilkian of Metropolitan Water District and Parker Cohn of Performance Resource Management to discuss opportunities to increase participation in Metropolitan's Water Savings Incentive Program (WSIP) through promoting high water savings projects at golf courses.

The next meeting has not yet been scheduled.

WEB-BASED REBATE PROCESSING AND DATABASING PLATFORM REQUEST FOR PROPOSALS (RFP) INTERVIEWS

Led by Tina F., MWDOC staff are holding Zoom interviews with respondents to the Web-Based Rebate Processing and Databasing Platform RFP. During each interview, the respondent demonstrates its platform's features and then fields questions and answers about its proposal. Attendees from MWDOC include Rachel W.H., Beth, Cassidy Harding, Sam, Cristal, Alex Cavazos, Melissa Hurtado, and Jennifer Wicks. Member agency volunteers include staff from the City of Brea, El Toro Water District, Irvine Ranch Water District, Moulton Niguel Water District, and Santa Margarita Water District. Interviews conducted include:

- August 5 with RightThere
- August 6 with Submittable
- August 7 with Smart Energy Water

Future interviews are scheduled for August 11 with Exoft, August 12 with Bytes Technolab and Intellectyx, August 13 with Simform, August 14 with Autocene, and August 15 with ScienceSoft.

CALIFORNIA DATA COLLABORATIVE (CADC) DATA PIPELINES, AUTOMATION, AND WAREHOUSING DATA (PAW) DISCUSSION MEETING

On August 5, Cassidy joined the CaDC PAW Discussion meeting along with CaDC member agency staff focused on data management, data analytics, and other related areas. Discussion focused on data warehousing and unifying data storage and access across an agency.

The next meeting will be scheduled next quarter.

ORANGE COUNTY WATER USE EFFICIENCY WORKGROUP MEETING

On August 7, Rachel W-H., Beth, Sam, Tina F., and Cristal hosted the Orange County Water Use Efficiency Workgroup meeting via Zoom. Items on the agenda included:

- AB 1572 Irrigation of Nonfunctional Turf Ban
- Master Gardener Presentation
- Conservation as a California Way of Life Framework Learning Network Update
- Water Use Efficiency Rebate Program Updates
- Water Loss Control Program Updates
- Upcoming Meetings

The next meeting is scheduled for September 4.

Item No. 13

MWDOC GENERAL INFORMATION ITEMS

MWDOC BOARD OF DIRECTORS

- Al Nederhood
- Larry D. Dick
- Bob McVicker
- Karl W. Seckel
- Randall Crane
- Jeffery M. Thomas
- Megan Yoo Schneider