CALIFORNIA NATIVE LANDSCAPE

Shade Exposure

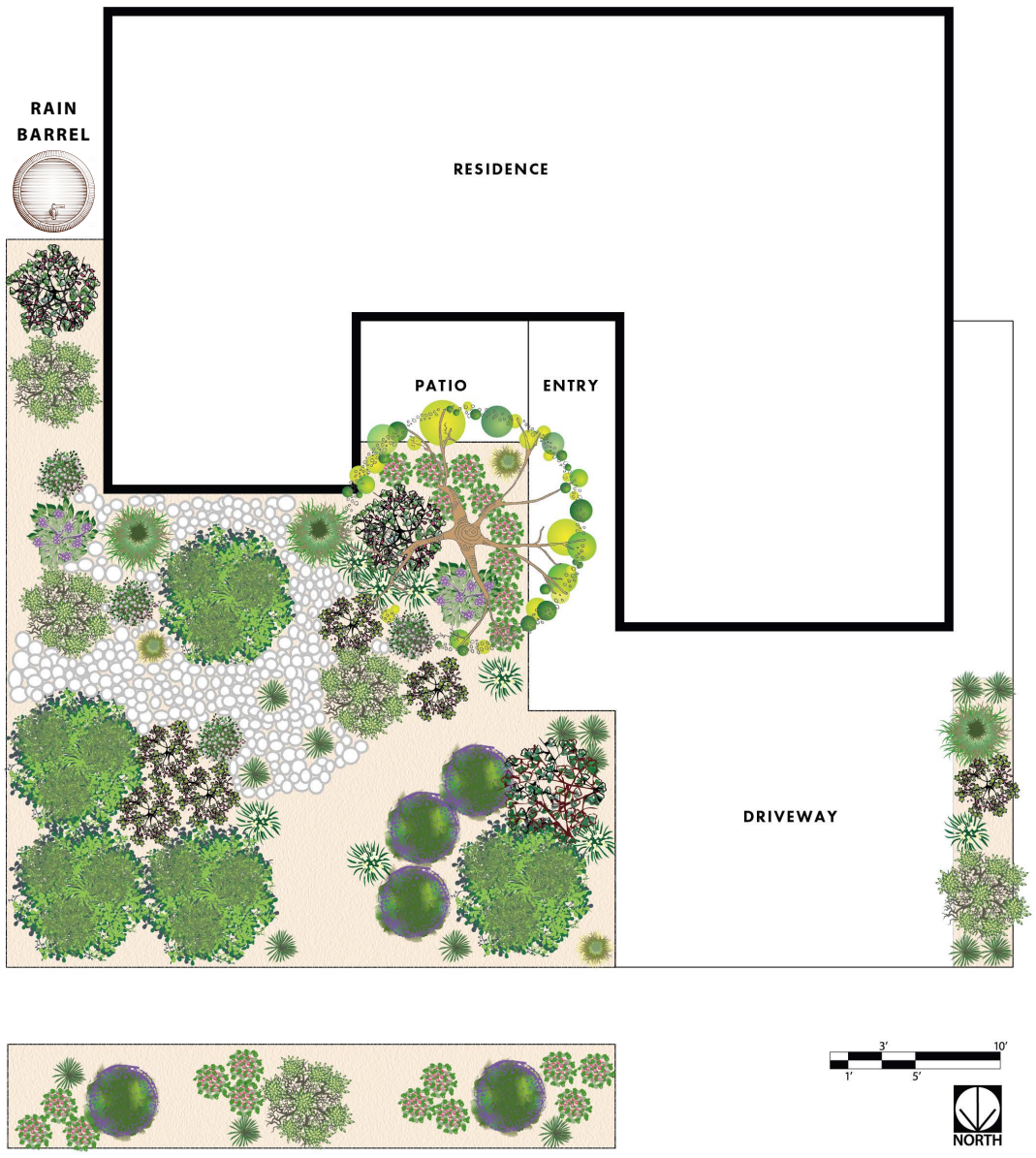

PLANT KEY

Symbol	Botanical Name / Common Name
	Arbutus 'Marina' / Strawberry Tree
	Baccharis pilularis 'Pigeon Point' / Dwarf Coyote Brush
	Ribes sanguineum var . glutinosum / Pink Flowering Currant
	Ribes viburnifolium / Catalina Perfume
	Artemisia ' Montara' / Island Sagebrush
	Lepechinia fragrans 'El Tigre' / Pitcher Sage
	Ceanothus gloriosus 'Hearts Desire' / Wild Lilac
	Muhlenbergia rigens / Deer Grass
	Salvia spathacea / Hummingbird Sage
	Symphoricarpos mollis / Snowberry
	Carex divulsa / Berkeley Sedge
	Calamagrostis foliosa / Mendocino Reed Grass
	Heuchera / Alum Root
	Iris douglasiana / Douglas Iris
	Mulch

***All projects must include a minimum of 3 plants per 100 square feet of turf removed.


Arbutus 'Marina'


Baccharis pilularis 'Pigeon Point'


Ribes sanguineum var . glutinosum


Ribes viburnifolium


Artemisia ' Montara'


Lepechinia fragrans 'El Tigre'


Ceanothus gloriosus 'Hearts Desire'


Salvia spathacea


Symphoricarpos mollis


Carex divulsa


Calamagrostis foliosa


Heuchera


Iris douglasiana

PLANT LEGEND

Symbol	Botanical Name / Common Name	Mature Size H x W	QTY	Water Requirement	Sun/Shade	Design Feature
	Arbutus 'Marina' / Strawberry Tree	25' x 25'	1	VL	FS, PS, S	EV, FL, AC
	Baccharis pilularis 'Pigeon Point' / Dwarf Coyote Brush	2' x 8'	5	VL	FS, PS, S	EV, GC
	Ribes sanguineum var . glutinosum / Pink Flowering Currant	5' x 5'	2	VL	FS, PS, S	FL
	Ribes viburnifolium / Catalina Perfume	4' x 6'	1	VL	PS, S	FL
	Artemisia ' Montara' / Island Sagebrush	2' x 4'	5	L	FS, PS, S	AC, EV, GC
	Lepechinia fragrans 'El Tigre' / Pitcher Sage	4' x 4'	2	VL	FS, PS, S	EV, FL
	Ceanothus gloriosus 'Hearts Desire' / Wild Lilac	1' x 4'	5	L	FS, PS, S	GC, EV, FL
	Muhlenbergia rigens / Deer Grass	6' x 6'	3	L	FS, PS, S	GRS
	Salvia spathacea / Hummingbird Sage	1' x spreading	6	VL	FS, PS, S	EV, GC, FL
	Symphoricarpos mollis / Snowberry	2' x 4'	4	VL	PS, S	EV, FL
	Carex divulsa / Berkeley Sedge	2' x 2'	14	L	FS, PS, S	GRS
	Calamagrostis foliosa / Mendocino Reed Grass	1' x 2'	3	L	FS, PS, S	GRS
	Heuchera / Alum Root	2' x 2'	21	L	FS, PS, S	EV, FL
	Iris douglasiana / Douglas Iris	1' x 1'	8	L	FS, PS, S	EV, FL

KEY

Water Requirement
VL = Very Low
L = Low
M = Moderate

Sun/Shade
FS = Full Sun
PS = Partial Shade
S = Shade

Design Feature
AC = Accent
EV = Evergreen
FA = Fall Color
FDN = Foundation Plant
FL = Flower
FR = Fruit
GRS = Ornamental Grass
GC = Ground Cover


Arbutus 'Marina'


Baccharis pilularis 'Pigeon Point'


Ribes sanguineum var . glutinosum


Ribes viburnifolium


Artemisia ' Montara'


Lepechinia fragrans 'El Tigre'


Ceanothus gloriosus 'Hearts Desire'


Salvia spathacea


Symphoricarpos mollis


Carex divulsa


Calamagrostis foliosa


Heuchera

SUSTAINABILITY LEGEND


Rock Garden


Rain Barrel

***All Turf Removal Program projects must include a minimum of 3 plants per 100 square feet of turf removed and at least one approved sustainability feature. Refer to the MWDOC Turf Removal Program's website for more information.

CALIFORNIA NATIVE LANDSCAPE

Shade Exposure

EcoTechServices, Inc.

MWDOC

SUBSURFACE DRIP IRRIGATION PLAN

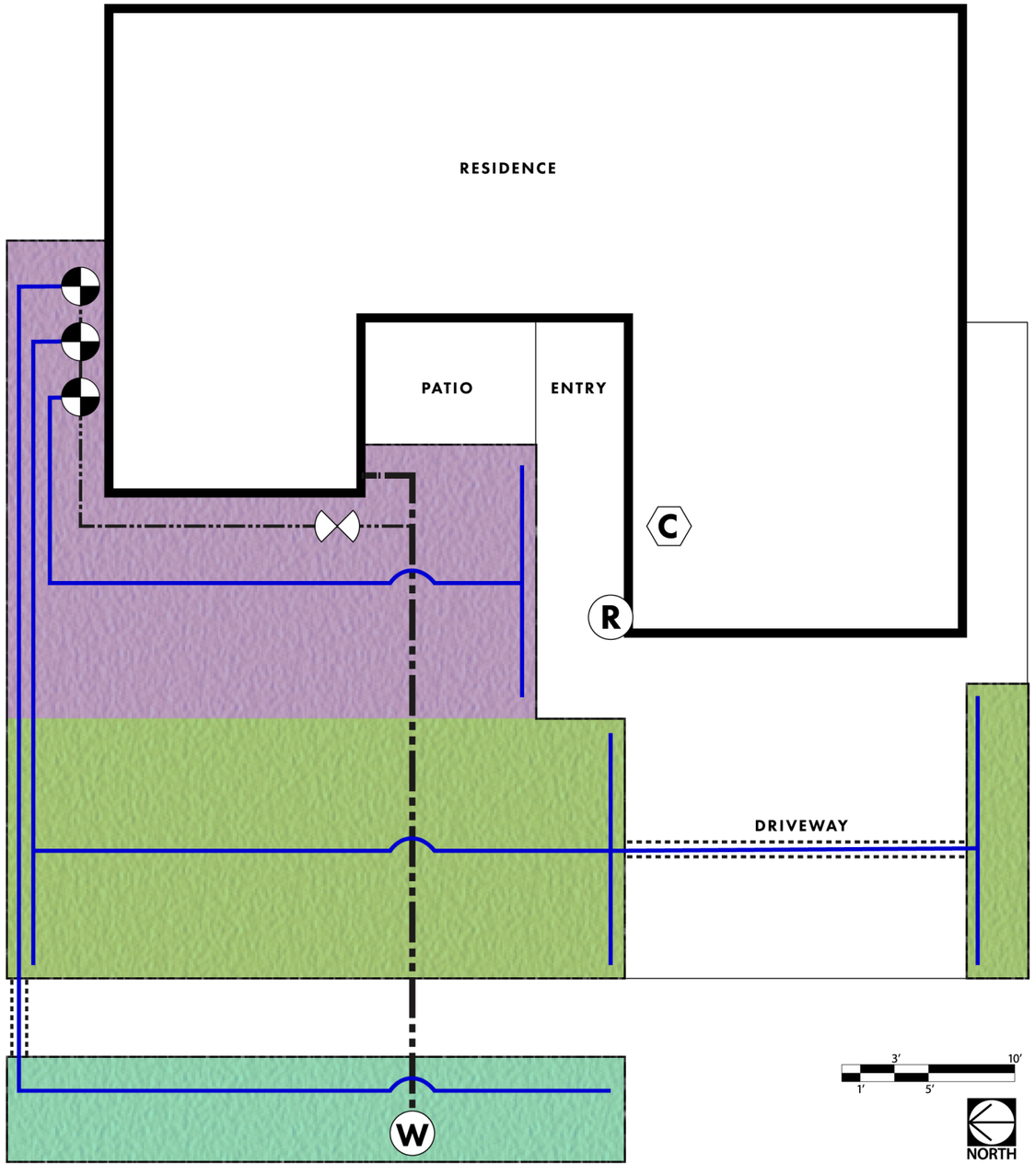

IRRIGATION SYMBOL LEGEND

- C — New or Existing Smart Irrigation Controller
- R — New or Existing Rain Shutoff Device
- W — Existing Water Meter
- Existing Anti-Siphon Irrigation Control Valve w/ In-line Filter and Pressure Reducer (30 psi)
- Existing Ball Valve to Isolate Irrigation System
- Existing Irrigation Mainline
- New or Existing Irrigation Lateral Line
- New or Existing Pipe Sleeve Underneath Hardscape
- Existing House Water Service Line
- Zone 1 - Shade Foundation Subsurface Drip Irrigation
- Zone 2 - Shade Landscape Subsurface Drip Irrigation
- Zone 3 - Shade Landscape Subsurface Drip Irrigation

Smart Irrigation Controller

There are many different smart controllers on the market that are excellent for residential applications. Price points vary but features can include local weather data and adjustments, rain shut-off, Wi-Fi connectivity, access from a smart phone, and detailed water-use reporting.



Anti-Siphon Irrigation Control Valve

Above-ground, install drip filter and pressure regulator on downstream outlet side.



In-line Filter for Drip Line

Internal screen/mesh prevents clogging of drip components. Install downstream of valve.



Pressure Reducer

Pressure reduced to 30 psi for proper operation of drip system. Install downstream of filter..



Subsurface Drip Line

Emitters are built or fused into the drip tube (in-line) and spaced at different intervals such as 6, 12, and 18 inches.





Rain Sensor (Wireless)

Rain sensor with bracket installed on outdoor exposed location. Transmits to receiver near irrigation controller..

CALIFORNIA NATIVE LANDSCAPE

Shade Exposure

EcoTechServices, Inc.

MWDOC