MEETING OF THE BOARD OF DIRECTORS OF THE
MUNICIPAL WATER DISTRICT OF ORANGE COUNTY
Jointly with the
ADMINISTRATION & FINANCE COMMITTEE
18700 Ward Street, Conference Room 101, Fountain Valley, CA 92708
January 14, 2026, 8:30 a.m.

Teleconference Sites:
25652 Paseo De La Paz, San Juan Capistrano, CA 92675
17420 Walnut Street, Fountain Valley, CA 92708

This meeting will be held in person at 18700 Ward Street, Fountain Valley, California, 92708 (Conference Room 101). As a convenience for the public, the meeting may also be accessed by Zoom Webinar and will be available by either computer or telephone audio as indicated below. Because this is an in-person meeting and the Zoom component is not required, but rather is being offered as a convenience, if there are any technical issues during the meeting, this meeting will continue and will not be suspended.

Computer Audio: You can join the Zoom meeting by clicking on the following link:
https://zoom.us/j/8828665300

Telephone Audio:	**(669) 900 9128 fees may apply**
	(877) 853 5247 Toll-free
Webinar ID:	**882 866 5300#**

A&F Committee:
Director Crane, Chair
Director Thomas
Director Nederhood

Staff: H. De La Torre, M. Baum-Haley, A. Crespi, C. Harris, H. Chumpitazi,

Ex Officio Member: President Dick

MWDOC Committee meetings are noticed and held as joint meetings of the Committee and the entire Board of Directors and all members of the Board of Directors may attend and participate in the discussion. Each Committee has designated Committee members, and other members of the Board are designated alternate committee members. If less than a quorum of the full Board is in attendance, the Board meeting will be adjourned for lack of a quorum and the meeting will proceed as a meeting of the Committee with those Committee members and alternate members in attendance acting as the Committee.

ROLL CALL

PUBLIC COMMENTS
Public comments on agenda items and items under the jurisdiction of the Committee should be made at this time.

ITEMS RECEIVED TOO LATE TO BE AGENDIZED
Determine need and take action to agendize item(s), which arose subsequent to the posting of the Agenda. (Requires a unanimous vote of the Committee).

ITEMS DISTRIBUTED TO THE BOARD LESS THAN 72 HOURS PRIOR TO THE MEETING
Pursuant to Government Code section 54957.5, non-exempt public records that relate to open session agenda items and are distributed to a majority of the Board less than 72 hours prior to the meeting will be available for public inspection in the lobby of the District's business office located at 18700 Ward Street, Fountain Valley, California 92708, during regular business hours. When practical, these public records will also be made available on the District's Internet Website, accessible at http://www.mwdoc.com.

PROPOSED BOARD CONSENT CALENDAR ITEMS

1. TREASURER'S REPORT
   a. Revenue/Cash Receipt Report – December 2025
   b. Disbursement Approval Report for the month of January 2026
   c. Disbursement Ratification Report for the month of December 2025
   d. GM Approved Disbursement Report for the month of December 2025
   e. Consolidated Summary of Cash and Investment – November 2025
   f. OPEB and Pension Trust Fund statement

2. FINANCIAL REPORT
   a. Combined Financial Statements and Budget Comparative for the Period Ending November 30, 2025

ACTION ITEM

3. AWARD OF CONTRACT FOR TECHNICAL SERVICES FOR CONSUMER CONFIDENCE REPORTS

INFORMATION ITEMS

4. OC WATER SUMMIT RECAP

5. DEPARTMENT ACTIVITIES REPORTS
   a. Administration
   b. Finance and Information Technology

6. MONTHLY WATER USAGE DATA AND WATER SUPPLY INFORMATION

OTHER ITEMS

7. REVIEW ISSUES REGARDING DISTRICT ORGANIZATION, PERSONNEL MATTERS, EMPLOYEE BENEFITS FINANCE, AND INSURANCE

ADJOURNMENT

NOTE: At the discretion of the Committee, all items appearing on this agenda, whether or not expressly listed for action, may be deliberated, and may be subject to action by the Committee. On those items designated for Board action, the Committee reviews the items and makes a recommendation for final action to the full Board of Directors; final action will be taken by the Board of Directors. Agendas for Committee and Board meetings may be obtained from the District Secretary. Members of the public are advised that the Board consideration process includes consideration of each agenda item by one or more Committees indicated on the Board Action Sheet. Attendance at Committee meetings and the Board meeting considering an item consequently is advised.

Accommodations for the Disabled. Any person may make a request for a disability-related modification or accommodation needed for that person to be able to participate in the public meeting by telephoning Angela Crespi, District Secretary, at (714) 963-3058, or writing to Municipal Water District of Orange County at 18700 Ward Street, Unit B, Fountain Valley, CA 92708. Requests must specify the nature of the disability and the type of accommodation requested. A telephone number or other contact information should be included so that District staff may discuss appropriate arrangements. Persons requesting a disability-related accommodation should make the request with adequate time before the meeting for the District to provide the requested accommodation.

Municipal Water District of Orange County
REVENUE / CASH RECEIPT REPORT
December 2025

WATER REVENUES

Date	From	Description		Amount	
11/28/2025	City of San Clemente	October 2025 Water deliveries	$	874,783.63	[1]
11/28/2025	City of Huntington Beach	October 2025 Water deliveries		410,841.19	[1]
12/04/2025	City of Westminster	October 2025 Water deliveries		3,012.33	
12/05/2025	City of Buena Park	October 2025 Water deliveries		261,801.01	
12/05/2025	Irvine Ranch Water District	October 2025 Water deliveries		1,242,478.84	
12/08/2025	City of Garden Grove	October 2025 Water deliveries		706,971.02	
12/08/2025	City of La Palma	October 2025 Water deliveries		920.13	
12/08/2025	Laguna Beach County Water District	October 2025 Water deliveries		408,497.87	
12/08/2025	Santa Margarita Water District	October 2025 Water deliveries		2,698,442.35	
12/08/2025	Santa Margarita Water District (ID9)	October 2025 Water deliveries		719,629.16	
12/08/2025	Trabuco Canyon Water District	October 2025 Water deliveries		53,006.81	
12/11/2025	City of Orange	October 2025 Water deliveries		488,550.84	
12/11/2025	East Orange Co Water District	October 2025 Water deliveries		390,375.19	
12/11/2025	South Coast Water District	October 2025 Water deliveries		628,612.21	
12/12/2025	City of Brea	October 2025 Water deliveries		8,558.50	
12/12/2025	El Toro Water District	October 2025 Water deliveries		553,352.95	
12/15/2025	Golden State Water Company	October 2025 Water deliveries		2,017,916.27	
12/15/2025	Moulton Niguel Water District	October 2025 Water deliveries		2,710,043.09	
12/15/2025	Orange County Water District	October 2025 Water deliveries		111,986.86	
12/15/2025	Yorba Linda Water District	October 2025 Water deliveries		328,338.73	
12/16/2025	City of Seal Beach	October 2025 Water deliveries		15,053.35	
12/22/2025	City of La Habra	October 2025 Water deliveries		100,589.75	
12/23/2025	City of Newport Beach	November 2025 Water deliveries		33,894.12	
12/23/2025	Mesa Water District	November 2025 Water deliveries		8,130.09	
12/23/2025	Serrano Water District	November 2025 Water deliveries		11,914.96	
12/26/2025	City of Huntington Beach	November 2025 Water deliveries		241,659.07	
12/31/2025	Irvine Ranch Water District	November 2025 Water deliveries		1,156,587.26	
		TOTAL WATER REVENUES	**$**	**16,185,947.58**	

[1] Bank error. The deposits were not reflected in the bank account transactions in a timely manner.

Municipal Water District of Orange County
REVENUE / CASH RECEIPT REPORT
December 2025

MISCELLANEOUS REVENUES

Date	From	Description		Amount
12/01/2025	Stripe	1/26/2026 Water Policy Dinner registrations	$	14,870.84
12/09/2025	West Basin Municipal Water District	1/26/2026 Water Policy Dinner registrations		1,350.00
12/17/2025	Metropolitan Water District	1/26/2026 Water Policy Dinner registrations		1,350.00
12/22/2025	Orange County Sanitation District	1/26/2026 Water Policy Dinner registrations		1,350.00
12/22/2025	Western Municipal Water District	1/26/2026 Water Policy Dinner registrations		1,350.00
12/23/2025	Mesa Water District	1/26/2026 Water Policy Dinner registrations		1,350.00
12/01/2025	Stripe	OCEMO 2025 Holiday Luncheon		1,541.51
12/22/2025	OC Sheriff Department	OCEMO 2025 Holiday Luncheon		110.00
12/15/2025	US Bank	CAL Card rebate check		1,253.69
12/01/2025	US Bank Custodial Account	Leaders Credit Union Interest payment		849.32
12/29/2025	US Bank Custodial Account	Morgan Stanley Interest payment		4,579.54
12/30/2025	US Bank Custodial Account	Leaders Credit Union Interest payment		821.92
12/31/2025	US Bank	Monthly Interest		119.12
12/01/2025	Karl Seckel	December 2025 Retiree Health insurance		227.65
12/05/2025	Judy Pfister	December 2025 Retiree Health insurance		36.88
12/05/2025	Keith Lyon	December 2025 Retiree Health insurance		227.65
12/09/2025	Joseph Berg	December 2025 Retiree Health insurance		384.55
12/09/2025	Maribeth Goldsby	December 2025 Retiree Health insurance		306.10
12/15/2025	Stan Sprague	December 2025 Retiree Health insurance		245.65
12/15/2025	Steve Hedges	December 2025 Retiree Health insurance		54.20
12/24/2025	Karl Seckel	January 2026 Retiree Health insurance		245.65
12/05/2025	City of Newport Beach	June 2025 Spray to Drip rebate program		567.40
12/05/2025	City of Brea	October 2025 Turf Removal rebate program		104.00
12/19/2025	City of Buena Park	October 2025 Turf Removal rebate program		104.00
12/15/2025	City of Newport Beach	October 2025 Spray to Drip rebate program		472.40
12/08/2025	Santa Margarita Water District	October 2025 Rotating Nozzles rebate program		122.70
12/15/2025	Laguna Beach County Water District	October 2025 Clothes Washers rebate program		130.00
12/09/2025	City of Orange	October 2025 Turf Removal and Spray to Drip rebate program		1,570.80
12/09/2025	Mesa Water District	October 2025 Turf Removal and Spray to Drip rebate program		1,685.90
12/12/2025	City of Tustin	October 2025 Turf Removal and Spray to Drip rebate program		416.00
12/19/2025	City of Huntington Beach	October 2025 Turf Removal and Spray to drip rebate program		208.00
12/23/2025	City of Fountain Valley	October 2025 Turf Removal and Spray to Drip rebate program		208.00
12/12/2025	El Toro Water District	October 2025 Turf Removal and Clothes Washers rebate program		665.00
12/26/2025	City of San Clemente	September 2025 Smartimer, Spray to Drip and Clothes Washers rebate program		1,407.79
12/17/2025	Moulton Niguel Water District	October 2025 Smartimer, Turf Removal and Clothes Washers rebate program		4,612.00
12/26/2025	City of San Clemente	October 2025 Turf Removal, Spray to Drip and Clothes Washers rebate program		916.00
12/19/2025	Irvine Ranch Water District	October 2025 Smartimer, Turf Removal, Spray to Drip and Rotating Nozzle rebate program		6,642.80
12/04/2025	Bureau of Reclamation	Apr-Sep 2025 OC Sustainable Landscapes Program Phase 2		677,220.20
12/15/2025	City of Garden Grove	FY 2024-26 Conservation Framework TAP		91,424.55
12/15/2025	Laguna Beach County Water District	FY 2024-26 Conservation Framework TAP		41,271.30
12/19/2025	City of Brea	FY 2024-26 Conservation Framework TAP		17,646.30
12/23/2025	City of Orange	FY 2024-26 Conservation Framework TAP		12,521.30
12/30/2025	City of La Habra	FY 2024-26 Conservation Framework TAP		9,271.30
12/15/2025	City of Garden Grove	FY 2024-26 Meter Area Measurements Program		10,466.00
12/15/2025	South Coast Water District	FY 2024-26 Meter Area Measurements Program		10,000.00
12/08/2025	Santa Margarita Water District	Water Loss Control Shared Services FY 2025-26		1,537.36
12/04/2025	City of Westminster	2025 Urban Water Management Plan		46,663.00
12/09/2025	City of Fountain Valley	2025 Urban Water Management Plan		62,004.00
12/19/2025	City of Huntington Beach	2025 Urban Water Management Plan		41,293.00
12/22/2025	City of La Habra	2025 Urban Water Management Plan		64,448.00
12/23/2025	City of Garden Grove	2025 Urban Water Management Plan		65,910.00

Municipal Water District of Orange County
REVENUE / CASH RECEIPT REPORT
December 2025

MISCELLANEOUS REVENUES

Date	From	Description	Amount
12/15/2025	City of Garden Grove	Addition to the Choice School Program FY 2025-26	3,425.93
12/11/2025	City of Westminster	FY 2025-26 Choice Programs Billing	58,189.33
12/31/2025	Irvine Ranch Water District	5 days Supervisor training	4,800.00
12/30/2025	City of Anaheim	AWIA Emergency Response Plans	3,348.53

TOTAL MISCELLANEOUS REVENUES	**$**	**1,273,897.16**
TOTAL REVENUES	**$**	**17,459,844.74**

Harvey De La Torre, General Manager

Hilary Chumpitazi, Treasurer

Municipal Water District of Orange County
Disbursement Approval Report
For the month of January 2026

Vendor/ Invoice	Description	Amount to Pay
Core Expenditures:		
ACCO Engineered Systems Inc		
20771682	12/05/25 HVAC heating repair services	4,369.02
Total		**4,369.02**
Ackerman Consulting-Richard C Ackerman		
1459	December 2025 Legal and regulatory specialized consulting services	3,500.00
Total		**3,500.00**
Alta FoodCraft		
12561083	December 2025 Coffee and tea supplies	106.28
Total		**106.28**
Assa Abloy Entrance Systems US Inc		
SEI 1934099	12/17/25 Work performed on MWDOC entry doors for reprogramming	568.54
Total		**568.54**
Association of California Cities - OC		
4070	2025-26 Affiliate membership renewal	5,000.00
Total		**5,000.00**
Richard Bell		
121025	July-December 2025 Retiree medical premium	860.82
Total		**860.82**
Best Best and Krieger LLP		
55401-NOV25	November 2025 Legal services	16,178.95
55401-DEC25	December 2025 Legal services	15,672.95
Total		**31,851.90**
California Landscape Contractors Association - OC Chapter		
1709	2026 Annual membership renewal	2,750.00
Total		**2,750.00**
Carollo Engineers, Inc		
FB75992	November 2025 Urban Water Management Plan Development services	103,347.19
Total		**103,347.19**
Davis Farr LLP		
3917	Professional services for Financial Audit for FY 2024-25	8,810.00
Total		**8,810.00**
Green Thumb (Indoor Plant Care) LLC		
20250977	December 2025 Purchase of plants for office	335.84
20260063	January 2026 Indoor plant service	350.50
Total		**686.34**

Municipal Water District of Orange County
Disbursement Approval Report
For the month of January 2026

Vendor/ Invoice	Description	Amount to Pay
Dopudja & Wells Consulting Inc		
2463	November 2025 Consulting services on MET Strategic Issues and Priorities	2,143.12
2464	November 2025 Senior Advisory Consulting services for State and Federal Legislative and Policy Matters	577.50
Total		**2,720.62**
E Source Companies LLC		
14459	November 2025 Retail Agency Technical Assistance services	8,781.97
Total		**8,781.97**
GovConnection Inc		
77182368	December 2025 Professional services to consolidate and modernize servers	14,128.33
77169994	(5) Power App and (5) Power Automate licenses to support Fortech replacement project	1,607.95
77186582	(3) Microsoft 365 accounts to support Fortech replacement project	966.30
Total		**16,702.58**
GovernmentJobscom Inc		
INV-147368	12/28/25-12/27/26 Subscription for Insight job application management and postings	5,804.98
Total		**5,804.98**
Hashtag Pinpoint Corporation		
2020	December 2025 Social Media consultation and services	7,913.00
Total		**7,913.00**
Hazen and Sawyer, DPC		
10	November 2025 Development of OC Demand Forecasts for Urban Water Management Plans	3,457.50
Total		**3,457.50**
Steve Hedges		
10526	October-December 2025 Retiree medical premium	572.90
Total		**572.90**
Inland Group LLC		
255911011	MWDOC 75th Anniversary Step & Repeat banner	312.11
Total		**312.11**
Jill Promotions		
12800	Promotional item - Branded socks	3,248.44
12803	Promotional item - Branded clips	867.83
Total		**4,116.27**
Lawnscape Systems Inc		
456935	December 2025 Landscape maintenance for Atrium	495.00
Total		**495.00**
Keith Lyon		
10426	October-December 2025 Retiree medical premium	1,100.00
Total		**1,100.00**

Municipal Water District of Orange County
Disbursement Approval Report
For the month of January 2026

Vendor/ Invoice	Description	Amount to Pay
Natural Resource Results LLC		
5725	December 2025 Federal Advocacy Agreement services	8,000.00
Total		**8,000.00**
NDS		
860570	12/05/25 Board packet delivery service	171.39
861149	12/30/25 Board packet delivery service	171.39
861916	01/02/26 Board packet delivery service	101.11
Total		**443.89**
ODP Business Solutions LLC		
447182599001	12/05/25 Office supplies	77.02
447182600001	12/05/25 Office supplies	85.23
447182607001	12/08/25 Office supplies	19.69
446793889001	12/05/25 Office supplies	393.88
451787557001	12/12/25 Office supplies	55.25
Total		**631.07**
Office Solutions		
I-20005744	12/03/25 Office supplies	221.96
I-20006446	12/04/25 Name plate for new staff member	19.30
I-20006755	12/05/25 Whiteboard for privacy room	89.37
I-20007104	12/08/25 Name plate for new staff member	19.30
I-20006506	12/05/25 Business cards for staff	51.93
Total		**401.86**
Orange County Water District		
28000	November 2025 Postage, shared office & maintenance expense	17,204.09
Total		**17,204.09**
Karl Seckel		
120425	October-December 2025 Retiree medical premium	1,554.00
Total		**1,554.00**
Mary Snow		
10526	October-December 2025 Retiree medical premium	555.00
Total		**555.00**
Soto Resources-Joey C Soto		
GA-DEC-108	December 2025 Grant Research and Acquisition	3,250.00
Total		**3,250.00**
SPS Data Communications		
122517	Professional services and materials to place wiring between internet router and the telecommunications closet	475.00
Total		**475.00**

Municipal Water District of Orange County
Disbursement Approval Report
For the month of January 2026

Vendor/ Invoice	Description	Amount to Pay
Syrus Devers Advocacy LLC		
1139	December 2025 State Legislative Advocacy services	8,000.00
Total		**8,000.00**
Urban Water Institute		
2105	Urban Water Institute annual membership dues	1,500.00
2157	Urban Water Institute 2026 Spring Conference in Indian Wells, CA from 02/25/26-02/27/26 - Registrations for H. De La Torre, D. Micalizzi, and J. Thomas	2,385.00
Total		**3,885.00**
Whittingham Public Affairs Advisors-WPAA		
3281	January 2026 Strategic guidance on local & regional issues	5,000.00
Total		**5,000.00**
Total Core Expenditures		**263,226.93**

Choice Expenditures:

Bryton Printing Inc		
18960	Water Use Efficiency Winter 2025 bill inserts for member agencies	6,844.27
Total		**6,844.27**
Building Block Entertainment Inc		
3884-2	December 2025 Choice Elementary School Program K-2	7,230.00
Total		**7,230.00**
Mission RCD		
3545	December 2025 Field inspection and verification for Water Use Efficiency rebate programs	2,587.25
Total		**2,587.25**
Office Solutions		
I-20007884	12/11/25 Supplies for Water Loss Control Shared Services	32.96
I-20009691	12/18/25 Supplies for Water Loss Control Shared Services	9.99
I-20010349	12/22/25 Supplies for Water Loss Control Shared Services	77.96
Total		**120.91**
Orange County Water District		
28000	November 2025 Postage for Water Use Efficiency rebate programs	34.04
Total		**34.04**
Submittable Holdings Inc		
192374	Rebate Platform Software implementation and year one license fees	54,100.00
Total		**54,100.00**

Municipal Water District of Orange County
Disbursement Approval Report
For the month of January 2026

Vendor/ Invoice	Description	Amount to Pay
Westerly Meter Service Co.-Lane M Matsuno		
18018	December 2025 Meter Accuracy Testing for Mesa Water District	1,400.00
18028	December 2025 Meter Accuracy Testing for South Coast Water District	3,480.00
Total		**4,880.00**
Total Choice Expenditures		**75,796.47**

Other Funds Expenditures:

E Source Companies LLC		
14459	November 2025 Retail Agency Technical Assistance services	12,950.00
Total		**12,950.00**
Environmental Incentives Inc		
MWDOC TAP-09	November 2025 Frameworks Technical Assistance Program services	69,267.97
Total		**69,267.97**
GovConnection Inc		
77164939	Galaxy Book 5 laptops for WEROC Specialist and Coordinator	3,685.82
Total		**3,685.82**
Herndon Solutions Group LLC		
INV-0000011596	December 2025 services to assist with AWIA compliance (RRA) - Fountain Valley	49,450.00
INV-0000011597	December 2025 services to assist with AWIA compliance (RRA) - La Habra	49,450.00
INV-0000011598	December 2025 services to assist with AWIA compliance (ERP) - Santa Ana	17,250.00
INV-0000011599	December 2025 services to assist with AWIA compliance (RRA) - San Clemente	49,450.00
INV-0000011600	December 2025 services to assist with AWIA compliance (RRA) - Tustin	49,450.00
Total		**215,050.00**
Jill Promotions		
12807	WEROC Logo apparel for new WEROC Specialist and Coordinator for training and exercises	274.34
Total		**274.34**
Mission RCD		
3545	December 2025 Field inspection and verification for Water Use Efficiency rebate programs	12,334.90
Total		**12,334.90**
NV5 Geospatial		
491185	December 2025 Dedicated Irrigation Meter Measurement services (Buena Park)	6,716.58
Total		**6,716.58**
Total Other Funds Expenditures		**320,279.61**
Total Expenditures		**659,303.01**

Municipal Water District of Orange County
Disbursement Ratification Report
For the Month of December 2025

Name/ Date	Check/ EFT	Invoice	Description	Amount
Core Disbursements:				
Tiffany Baca				
12/31/2025	EFT	111825	November 2025 Business expense	275.53
Total				**275.53**
Heather Baez				
12/31/2025	EFT	111725	November 2025 Business expense	53.46
Total				**53.46**
Hilary Chumpitazi				
12/31/2025	EFT	111225	November 2025 Business expense	122.59
Total				**122.59**
Corodata Records Management Inc				
12/15/2025	EFT	RS7129931	November 2025 Records Storage Fees	74.15
Total				**74.15**
Jared Dawson				
12/31/2025	144415	102025	October 2025 Business expense	11.00
Total				**11.00**
Larry Dick				
12/31/2025	EFT	112025	November 2025 Business expense	112.00
Total				**112.00**
Frontier Communications Holdings LLC				
12/19/2025	144404	120125-5	December 2025 Internet expense	720.00
Total				**720.00**
Melissa Haley				
12/31/2025	EFT	92625	September 2025 Business expense	499.77
Total				**499.77**
Home Depot Credit Services				
12/09/2025	144374	536103	Caution tape and runner for entry way	69.46
Total				**69.46**
Al Nederhood				
12/31/2025	EFT	112025	November 2025 Business expense	159.88
Total				**159.88**
Ricoh USA Inc				
12/15/2025	EFT	5072372902	08/28/25-11/27/25 Ricoh copier maintenance	122.82
Total				**122.82**
Megan Schneider				
12/31/2025	EFT	112425	November 2025 Business expense	142.22
Total				**142.22**
Karl Seckel				
12/31/2025	EFT	111425	November 2025 Business expense	41.30
Total				**41.30**
Spectrum Business				
12/03/2025	144372	188955001112125	December 2025 Internet expense	1,034.00
Total				**1,034.00**

Municipal Water District of Orange County
Disbursement Ratification Report
For the Month of December 2025

Name/ Date	Check/ EFT	Invoice	Description	Amount
Sarina Sriboonlue				
12/31/2025	EFT	101825	October 2025 Business expense	47.37
Total				**47.37**
US Bank				
12/31/2025	144422	2978/4192/8910/1189-NOV25	10/23/25-11/24/25 Cal Card Charges	28,099.80
Total				**28,099.80**
Verizon Wireless				
12/03/2025	144373	6129273673	November 2025 4G Mobile broadband unlimited service	80.02
Total				**80.02**
Total Core Disbursements				**31,665.37**

Choice Disbursements:

Guillermo Zavala				
12/31/2025	EFT	111225	November 2025 Business expense	32.76
Total				**32.76**
US Bank				
12/31/2025	144422	1189-NOV25	10/23/25-11/24/25 Cal Card Charges	2,200.31
Total				**2,200.31**
US Bank Voyager Fleet Systems				
12/15/2025	EFT	8694349932548	10/25/25-11/24/25 Fuel for Water Loss Control Shared Services Vehicles	500.57
Total				**500.57**
Total Choice Disbursements				**2,733.64**

Other Funds Disbursements:

AT&T				
12/15/2025	144375	24423187	November 2025 Telephone expense for WEROC N. EOC	41.42
Total				**41.42**
Metropolitan Water District				
12/30/2025	EFT12302025	12015	October 2025 Water deliveries	14,161,809.93
Total				**14,161,809.93**
Santiago Aqueduct Commission				
12/31/2025	144421	102025	October 2025 SAC Pipeline Operation Surcharge	2,667.86
Total				**2,667.86**
Santa Margarita Water District				
12/31/2025	EFT	102025	October 2025 SCP Operation Surcharge	28,222.20
Total				**28,222.20**
Spray to Drip Rebate				
12/15/2025	144389	S2D7-C-IRWD-4463-23699	Jamboree Plaza Property Owners	35,283.00
12/15/2025	144385	S2D7-C-IRWD-54611-23761	Canyon View Condominium Owners Association	21,959.00
12/15/2025	144401	S2D7-C-IRWD-54831-23718	Shady Canyon Community Association	9,645.00
12/15/2025	144400	S2D7-C-MESA-54399-23740	Redhill Fischer Business Park	11,195.00
12/15/2025	144391	S2D7-C-O-48768-23747	Kensington Village HOA	1,259.00

Municipal Water District of Orange County
Disbursement Ratification Report
For the Month of December 2025

Name/ Date	Check/ EFT	Invoice	Description	Amount
Spray to Drip Rebate (continued)				
12/15/2025	144402	S2D7-C-SM-38663-23453	Talega Technology Park	12,345.00
12/15/2025	144397	S2D7-C-SM-39213-23779	Palmia Court Association	11,124.00
12/15/2025	144399	S2D7-C-SM-42878-23730	Rancho Santa Margarita Landscape & Recreation Corp (SAMLARC)	41,298.00
12/15/2025	144393	S2D7-C-SM-54611-23803	Koll Business Center Rancho Santa Margarita	5,511.00
12/15/2025	144387	S2D7-C-SOCO-54846-23770	Copper Lantern HOA	4,064.00
12/31/2025	144407	S2D7-R-O-55016-23839	A. Herrmann	1,592.00
12/31/2025	144412	S2D7-R-O-55080-23872	S. Tsai	2,304.25
12/31/2025	144409	S2D7-R-SM-55088-23883	K. Kotake	2,289.00
Total				**159,868.25**
Turf Rebate				
12/15/2025	144395	TR17-C-IRWD-38663-53544	Macarthur Business Center Owners Association	57,450.00
12/15/2025	144390	TR17-C-IRWD-4463-53473	Jamboree Plaza Property Owners	171,375.00
12/15/2025	144386	TR17-C-IRWD-54611-53626	Canyon View Condominium Owners Association	26,930.00
12/16/2025	144403	TR17-C-MESA-54839-53516 (1)	Koll Irvine	212,320.00
12/15/2025	144392	TR17-C-O-48768-53553	Kensington Village HOA	16,991.00
12/15/2025	144398	TR17-C-SM-39213-53614	Palmia Court Association	31,868.02
12/15/2025	144388	TR17-C-SM-44331-53630	Greystone Villas HOA	4,310.00
12/15/2025	144394	TR17-C-SM-54611-53655	Koll Business Center Rancho Santa Margarita	27,085.00
12/31/2025	144406	TR17-R-BP-54867-53555	C. Chou	5,874.00
12/31/2025	144411	TR17-R-IRWD-54589-53184-ADJ	N. Roberts	1,000.00
12/31/2025	144414	TR17-R-IRWD-55049-53731	D. Xu	1,140.00
12/31/2025	144413	TR17-R-O-54941-53654	S. Tsai	8,884.00
12/31/2025	144408	TR17-R-O-55016-53698	A. Herrmann	6,150.00
12/31/2025	144410	TR17-R-SM-55088-53784	K. Kotake	4,972.00
12/31/2025	144405	TR17-R-YLWD-54845-53523	J. Chiang	1,173.00
Total				**577,522.02**
US Bank				
12/31/2025	144422	3115-NOV25	10/23/25-11/24/25 Cal Card Charges - WEROC	2,068.94
Total				**2,068.94**
Verizon Wireless				
12/03/2025	144373	6129273673	November 2025 4G Mobile broadband unlimited service	220.08
Total				**220.08**
Total Other Funds Disbursements				**14,932,420.70**
Total Disbursements				**14,966,819.71**

Harvey De La Torre, General Manager

Hilary Chumpitazi, Treasurer

Cal Card Charges
Statement Date: October 22, 2025
Payment Date: November 28, 2025

Date	Description	Amount
General Manager Card:		
10/22/2025	CRWUA Conference in Las Vegas, NV from 12/16/25-12/18/25 - Dinner reservation deposit	500.00
10/22/2025	ACWA Legislative meeting in Sacramento, CA on 11/07/25 - Airfare for H. Baez	476.96
10/24/2025	AWWA North American Water Loss Conference 2025 in Louisville, KY from 12/02/25-12/04/25 - Registrations for T. Blue, H. Escamilla, R. Davis, G. Zavala	1,980.00
10/27/2025	ACWA Regions 8, 9 & 10 Event - Southern California Water Forum: Shared Challenges, Strategic Action in Irvine, CA from 11/13/25-11/14/25 - Registration for J. Thomas	150.00
10/28/2025	ISDOC Quarterly Luncheon held in Fountain Valley, CA on 10/30/25 - Luncheon expenses	872.35
10/28/2025	Lunch for 75th Anniversary Staff Committee meeting on 10/29/25	366.35
10/28/2025	CRWUA 2025 Annual Conference in Las Vegas, NV from 12/16/25-12/18/25 - Registration for J. Dawson	600.00
10/30/2025	CSDA 2025 Board Secretary/Clerk Conference in Santa Rosa, CA from 10/27/25-10/29/25 - Accommodations for A. Crespi	581.16
10/30/2025	CSDA Legislative meeting in Sacramento, CA on 10/30/25 - Accommodations for H. Baez	338.60
10/31/2025	October 2025 Meals for H. De La Torre's meetings	312.14
10/31/2025	CalWEP Board meeting in Sacramento, CA on 12/10/25 - Airfare for R. Davis	182.96
10/31/2025	AWWA North American Water Loss Conference 2025 in Louisville, KY from 12/02/25-12/04/25 - Airfare for R. Davis	476.36
11/04/2025	Lunch for OC WUE Workgroup meeting in Fountain Valley, CA on 11/06/25	1,644.15
11/04/2025	AWWA North American Water Loss Conference 2025 in Louisville, KY from 12/02/25-12/04/25 - Airfare for T. Blue, H. Escamilla, and G. Zavala	1,474.11
11/05/2025	WUE 2 Practitioner Webinar - Registrations for A. Cavazos, C. Castro, and M. Hurtado	1,185.00
11/14/2025	November 2025 Meals for H. De La Torre's meetings	399.90
11/18/2025	Lunch for MWDOC All Staff Meeting on 11/20/25	1,078.85
11/18/2025	CRWUA 2025 Annual Conference in Las Vegas, NV from 12/16/25-12/18/25 - Airfare for H. De La Torre, M. Baum-Haley, H. Baez, and J. Dawson	1,051.84
11/18/2025	CRWUA 2025 Annual Conference in Las Vegas, NV from 12/16/25-12/18/25 - Airfare for A. Nederhood	262.96
11/18/2025	AWWA 2026 membership renewal	2,197.00
Total:		**16,130.69**
Assistant General Manager Card:		
10/22/2025	Lunch for WUE Team meeting	274.98
Total:		**274.98**
Public Affairs Card:		
10/21/2025	OCPRSA Don't Write DEI's Obituary Just Yet training in Santa Ana, CA on 10/24/25 - Registration refund for J. Orozco	(20.00)
10/29/2025	Training supplies for WEEA	59.24
10/30/2025	November 2025 Open AI monthly subscription, language processing tool	20.00
10/31/2025	Training supplies for WEEA	13.68
11/03/2025	November 2025 Monthly Public Storage Unit for Public Affairs	840.00
11/06/2025	Promotional item - Branded hats	2,625.00
11/12/2025	Lunch for Team Discussion meeting	228.85
11/12/2025	PRSA Membership renewal for T. Baca	342.00
11/13/2025	CAPIO Beyond Translation: Crafting Culturally Authentic Messaging that Resonates with Spanish-Speaking Communities - Webinar registration for K. Vincent	30.00

Cal Card Charges
Statement Date: October 22, 2025
Payment Date: November 28, 2025

Date	Description	Amount
Public Affairs Card (continued)		
11/14/2025	CAPIO Beyond Translation: Crafting Culturally Authentic Messaging that Resonates with Spanish-Speaking Communities - Webinar registration for T. Baca	30.00
11/20/2025	Asana annual subscription for task managing software	263.76
11/21/2025	Translation services for Poster Contest Flyer	8.78
Total:		**4,441.31**
WEROC Card:		
10/24/2025	Purchase of WEROC Challenge Coins for training exercises, conferences, and member agencies	1,041.83
10/27/2025	Starlink 50GB roaming fee from 10/27/25-11/01/25 for WEROC's Mobile Command Vehicle	6.21
10/28/2025	Purchase of collapsible reflective traffic safety cones for WEROC's Mobile Command Vehicle	28.82
10/30/2025	Luncheon deposit for the Orange County Emergency Managers Organization (OCEMO) 2025 Holiday and Work meeting at Newport Beach, CA on 12/04/25	225.00
10/31/2025	November 2025 Starlink Standby Mode fees for WEROC's Mobile Command Vehicle	5.00
11/03/2025	OCEMO 2025 December meeting and Annual Holiday Luncheon on 12/13/25 - Registration G. Landeros	55.00
11/04/2025	November 2025 Iridium Standby Plan service charge for WEROC's three satellite phones	67.17
11/05/2025	CAD Inkjet bond plotter paper for WEROC Water/Wastewater maps	118.41
11/13/2025	OCEMO 2025 December meeting and Annual Holiday Luncheon on 12/13/25 - Registration for V. Osborn and T. Arachchilage	110.00
11/21/2025	Breakfast for WEROC EOC Training Exercise meeting for MWDOC staff on 11/24/25	411.50
Total:		**2,068.94**
Administration Card:		
10/21/2025	Professional services to review, optimize, and break-fix firewall	1,375.00
10/23/2025	Toll Road replenishment charge for Water Loss Control Shared Services vehicles	100.00
10/23/2025	Lunch for CSUF Training on 10/28/25	791.96
10/24/2025	Office supplies	14.13
10/24/2025	November 2025 service charge for evaluation of Microsoft ERP system	6.00
10/25/2025	October 2025 web hosting and database charges for MWDOC website	152.99
10/29/2025	Birthday bagels	102.75
10/29/2025	Network cable tester for IT	78.29
10/29/2025	Employee 5-year service award	50.00
10/30/2025	Lunch for Management staff meeting on 11/03/25	274.05
10/30/2025	Office Christmas tree	251.75
10/31/2025	Flowers for staff	134.67
11/01/2025	Monthly subscription for email services to support the secure delivery of email from AccuFund	25.00
11/06/2025	Office supplies	14.40
11/07/2025	Maintenance service for Water Loss Control Shared Services van	881.53
11/09/2025	October 2025 cloud service fees for security logging/monitoring of cloud system	15.99
11/10/2025	Printer transfer roller for Xerox VeraLink printer in Finance Department	37.67
11/12/2025	CSMFO annual membership renewal for H. Chumpitazi	155.00
11/12/2025	Monthly charge for 500GB of SharePoint storage	105.00
11/17/2025	November 2025 C. Harris business expenses for team building	421.06
11/17/2025	Maintenance and parts for Finance printer repair	540.25
11/17/2025	November 2025 Wireless Internet Backup	45.00
11/17/2025	November 2025 cloud storage fee to archive Laserfiche documents for compliance/immutability	24.39

Cal Card Charges
Statement Date: October 22, 2025
Payment Date: November 28, 2025

Date	Description	Amount
Administration Card (continued)		
11/17/2025	Lunch for Water Loss Control Workgroup meeting on 11/18/25	903.78
11/18/2025	Two HDMI adapters and six pack of webcam privacy covers for IT	32.55
11/18/2025	Replacement batteries for two Uninterrupted Power Supply (UPS) units in server room	890.36
11/18/2025	Toner for Finance printer	269.65
11/18/2025	Alchemer annual license renewal for Water Use Efficiency surveys and outreach	315.00
11/19/2025	Lunch for All Staff meeting on 11/19/25	1,428.91
11/19/2025	December 2025 eFax service charge	10.00
11/24/2025	December 2025 service charge for evaluation of Microsoft ERP system	6.00
Total:		**9,453.13**

Municipal Water District of Orange County
GM Approved Disbursement Report [1]
For the Month of December 2025

Name/ Date	Check/ EFT	Invoice	Description	Amount
Core Disbursements:				
Jarvis Restoration, LLC				
12/22/2025	EFT	48642-STR	12/11/25 MWDOC entry doors tile replacement	9,300.00
Total				**9,300.00**
Total Core Disbursements				**9,300.00**
Choice Disbursements:				
Total Choice Disbursements				-
Other Funds Disbursements:				
Total Other Funds Disbursements				-
Total Disbursements				**9,300.00**

Harvey De La Torre, General Manager

Hilary Chumpitazi, Treasurer

[1] For disbursements that did not make the cut-off of previous month's Disbursement Approval report. Disbursements are approved by GM for payment and need A & F Committee ratification.

Municipal Water District of Orange County
Consolidated Summary of Cash and Investments
November 30, 2025

Address:
18700 Ward Street, Unit B
Fountain Valley, California 92708

(714) 963-3058
Fax: (714) 964-9389
www.mwdoc.com

Larry D. Dick
President

Jeffery M. Thomas
Vice President

Randall Crane, Ph.D.
Director

Bob McVicker, P.E.
Director

Al Nederhood
Director

Karl W. Seckel, P.E.
Director

Megan Yoo Schneider, Ed.D., P.E.
Director

Harvey F. De La Torre
General Manager

MEMBER AGENCIES

City of Brea
City of Buena Park
East Orange County Water District
El Toro Water District
Emerald Bay Service District
City of Fountain Valley
City of Garden Grove
Golden State Water Co.
City of Huntington Beach
Irvine Ranch Water District
Laguna Beach County Water District
City of La Habra
City of La Palma
Mesa Water District
Moulton Niguel Water District
City of Newport Beach
City of Orange
Orange County Water District
City of San Clemente
Santa Margarita Water District
City of Seal Beach
Serrano Water District
South Coast Water District
Trabuco Canyon Water District
City of Tustin
City of Westminster
Yorba Linda Water District

District investments and cash balances are held in various funds designated for certain purposes as follows:

Fund	Book Value	% of Portfolio
Restricted Reserves		
WEROC Operating Fund	$ 803,320	3.50%
Pension 115 Trust	2,404,382	10.49%
Total Restricted Reserves	$3,207,702	13.99%
Designated Reserves		
Operating Reserves	$4,058,262	17.71%
Election Reserve	1,709,967	7.46%
OPEB Reserve	297,147	1.30%
Total Designated Reserves	$6,065,376	26.47%
General Operations Fund	$12,959,904	56.55%
Water Purchase Payments Fund	1,120,133	4.89%
Conservation Fund	(453,963)	(1.98%)
Trustee Activities – AMP	18,998	0.08%
Total Other Funds	$13,645,072	59.54%
Total	**$22,918,150**	**100.00%**

The funds are invested as follows:

Term of Investment	% of Portfolio	Book Value	Market Value
Cash	6.15%	$ 1,410,754	$ 1,410,754
Pension 115 Trust	10.49%	2,404,382	2,404,382
Short-term investment			
• LAIF	49.83%	11,419,257	11,419,257
• CAMP	20.00%	4,583,763	4,583,763
Long-term investment			
• US Government Issues	1.09%	249,994	248,187
• Corporate Bond	5.24%	1,200,000	1,198,888
• Certificates of Deposit	7.20%	1,650,000	1,660,997
Total	**100.00%**	**$22,918,150**	**$22,926,228**

The average number of days to maturity/call as of November 30, 2025, equaled 102, and the average yield to maturity is 4.041%. During the month of November 2025, the District's average daily balance was $30,675,105.26. Funds were invested in US Bank, Pension 115 Trust, Negotiable Certificate of Deposits, Corporate Bonds, US Government Issues, Local Agency Investment Funds (LAIF), and California Asset Management Program (CAMP).

The $8,078 difference between the book value and the market value on November 30, 2025, represents the exchange difference if all investments had been liquidated on that date. Since it is the District's practice to "buy and hold" investments until maturity, the market values are a point of reference, not an indication of actual loss or gain. There are no current plans or near-term cash flow requirements that would require the sale of these securities prior to maturity.

Harvey De La Torre
General Manager

Hilary Chumpitazi
Treasurer

MUNICIPAL WATER DISTRICT OF ORANGE COUNTY

Portfolio Management - Portfolio Summary

November 30, 2025

11/30/2025	Par Value	Market Value	Book Value	% of Portfolio	Days to Mat/Call	YTM @ Cost
Negotiable Certificate Of Deposit	1,650,000.00	1,660,996.50	1,650,000.00	8.64	906	3.679
Corporate Bond	1,200,000.00	1,198,888.00	1,200,000.00	6.28	341	4.458
US Government Issues	250,000.00	248,187.50	249,994.11	1.31	88	0.860
Local Agency Investment Funds	11,419,257.40	11,419,257.40	11,419,257.40	59.78	1	4.096
California Asset Management Program	4,583,762.97	4,583,762.97	4,583,762.97	23.99	1	4.100
Total Investments	**19,103,020.37**	**19,111,092.37**	**19,103,014.48**	**100.00**	**102**	**4.041**
Cash						
Cash	1,410,753.47	1,410,753.47	1,410,753.47		1	0.00
Pension 115 Trust	2,404,382.02	2,404,382.02	2,404,382.02		1	0.00
Total Cash and Investments	**22,918,155.86**	**22,926,227.86**	**22,918,149.97**		**102**	**4.041**

Total Earnings	Month Ending November	Fiscal Year to Date
Current Year	**98,999.62**	**503,468.56**
Average Daily Balance	**30,675,105.26**	
Effective Rate of Return	**4.041%**	

We certify that this report reflects the cash and investments of the Municipal Water District of Orange County and is in conformity with the Government Code requirements and the District Investment Policy and Guidelines in effect at the time of investment. The Investment Program herein shown provides sufficient cash flow liquidity to meet the next six month's estimated expenditure. The source for the market values are from U.S. Bank. Per Resolution 2059 there are no compliance exceptions to report.

Harvey De La Torre, General Manager — Date: 01/08/2026

Hilary Chumpitazi, Treasurer — Date: 01/08/2026

MUNICIPAL WATER DISTRICT OF ORANGE COUNTY
Portfolio Management
Long-Term Portfolio Details - Investments
November 30, 2025

Issuer	CUSIP/Ticker	Settlement Date	Par Value	Market Value	Book Value	Coupon Rate	YTM @ Cost	Days To Call/Maturity	Maturity Date
Negotiable Certificate Of Deposit									
American Express Bank	02589ADE9	7/20/2022	200,000.00	198,714.00	200,000.00	3.350	3.350	597	7/20/2027
Discover Bank	2546736R2	7/26/2023	250,000.00	254,772.50	250,000.00	4.500	4.500	967	7/24/2028
Leaders Credit Union	52171MAN5	8/30/2024	250,000.00	251,787.50	250,000.00	4.000	4.000	1,369	8/30/2029
Magyar Bank	55977RCD3	7/30/2024	250,000.00	252,507.50	250,000.00	4.100	4.100	1,338	7/30/2029
Sallie Mae Bank	7954507A7	7/14/2021	200,000.00	196,520.00	200,000.00	1.000	1.000	226	7/14/2026
State Bank of India	8562852Q3	8/10/2023	250,000.00	257,057.50	250,000.00	4.550	4.550	984	8/10/2028
Toyota Financial SGS Bank	89235MPD7	9/27/2022	250,000.00	249,637.50	250,000.00	3.650	3.650	661	9/22/2027
Sub Total			**1,650,000.00**	**1,660,996.50**	**1,650,000.00**	**3.679**	**3.679**	**906**	
US Government Issues									
FHLB	3130ALGR9	3/1/2021	250,000.00	248,187.50	249,994.11	0.850	0.860	88	2/26/2026
Sub Total			**250,000.00**	**248,187.50**	**249,994.11**	**0.850**	**0.860**	**88**	
Corporate Bond									
Barclays Bank	06746CSC4	8/20/2025	250,000.00	250,050.00	250,000.00	4.500	4.500	263	8/20/2030
Citigroup Inc	17292GAL9	9/18/2025	250,000.00	250,375.00	250,000.00	4.500	4.500	292	9/18/2030
Goldman Sachs	38151FQL03	11/28/2025	250,000.00	248,567.50	250,000.00	4.250	4.250	363	11/12/2030
Morgan Stanley Fin LLC	61766YKH3	6/29/2022	200,000.00	200,188.00	200,000.00	4.500	4.500	576	6/29/2027
Wells Fargo	95001DLD0	8/18/2025	250,000.00	249,707.50	250,000.00	4.550	4.550	258	8/15/2030
Sub Total			**1,200,000.00**	**1,198,888.00**	**1,200,000.00**	**4.458**	**4.458**	**341**	
Total Investments			**3,100,000.00**	**3,108,072.00**	**3,099,994.11**	**3.752**	**3.753**	**621**	

Total Earnings	Month Ending November	Fiscal Year To Date
Current Year	8,842.02	41,106.79

MUNICIPAL WATER DISTRICT OF ORANGE COUNTY
Portfolio Management
Short-Term Portfolio Details - Cash and Investments
November 30, 2025

Investments	CUSIP/Ticker	Settlement Date	Par Value	Market Value	Book Value	Coupon Rate	YTM @ Cost	Days To Call/Maturity	Maturity Date
Local Agency Investment Funds									
LAIF LGIP	LAIF	6/30/2010	11,419,257.40	11,419,257.40	11,419,257.40	4.096	4.096	1	N/A
Sub Total			**11,419,257.40**	**11,419,257.40**	**11,419,257.40**	**4.096**	**4.096**	**1**	
California Asset Management Program									
CAMP LGIP	CAMP6269	4/1/2025	4,583,762.97	4,583,762.97	4,583,762.97	4.100	4.100	1	N/A
Sub Total			**4,583,762.97**	**4,583,762.97**	**4,583,762.97**	**4.100**	**4.100**	**1**	
Total Investments			**16,003,020.37**	**16,003,020.37**	**16,003,020.37**	**4.097**	**4.097**	**1**	
Cash									
Petty Cash Cash	CASH	7/1/2010	500.00	500.00	500.00	0.000	0.000	1	N/A
US Bank Cash	CASHUSBANK	7/25/2018	1,410,253.47	1,410,253.47	1,410,253.47	0.000	0.000	1	N/A
Pension 115 Trust	PENSION115TRUST	7/31/2018	2,404,382.02	2,404,382.02	2,404,382.02	0.000	0.000	1	N/A
Total Cash			**3,815,135.49**	**3,815,135.49**	**3,815,135.49**	**0.000**	**0.000**	**1**	
Total Cash and Investments			**19,818,155.86**	**19,818,155.86**	**19,818,155.86**	**4.097**	**4.097**	**1**	

Total Earnings	Month Ending November	Fiscal Year To Date
Current Year	90,157.60	462,361.77

Municipal Water District of Orange County
Cash and Investments at November 30, 2025

ALLOCATION	AMOUNT	%
MWDOC		
Restricted Reserves		
WEROC Operating Fund	$ 803,320	3.50%
Pension 115 Trust	2,404,382	10.49%
Total Restricted Reserves	$ 3,207,702	13.99%
Designated Reserves		
Operating Reserve	$ 4,058,262	17.71%
Election Reserve	1,709,967	7.46%
OPEB Reserve	297,147	1.30%
Total Designated Reserves	$ 6,065,376	26.47%
General Operations Fund	$ 12,959,904	56.55%
Water Purchase Payments Fund	1,120,133	4.89%
Conservation Fund	(453,963)	-1.98%
Total Other Funds	$ 13,626,074	59.46%
TOTAL MWDOC	$ 22,899,152	99.92%
TRUSTEE ACTIVITIES		
AMP Sales Admin	$ 18,998	0.08%
TOTAL TRUSTEE ACTIVITIES	$ 18,998	0.08%
TOTAL CASH & INVESTMENTS	**$ 22,918,150**	**100.00%**

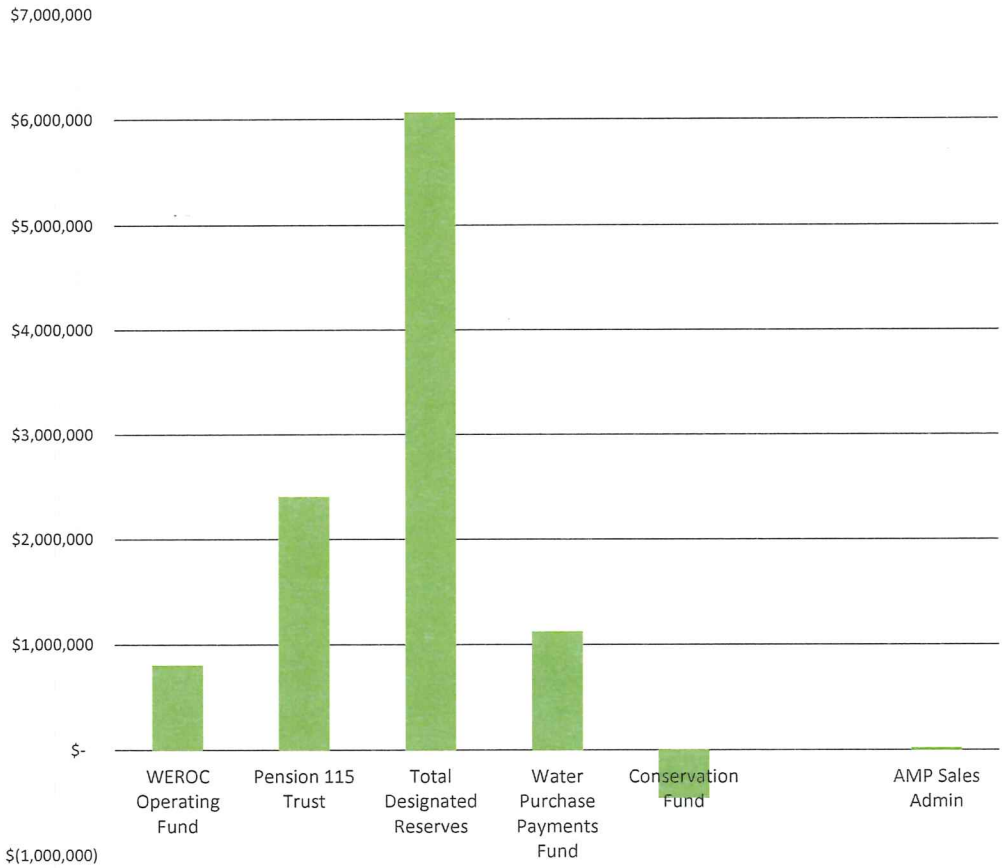

PARS PUBLIC AGENCY RETIREMENT SERVICES

Item No. 1f

MUNICIPAL WATER DIST OF ORANGE COUNTY
PARS Post-Employment Benefits Trust

Account Report for the Period
11/1/2025 to 11/30/2025

Hilary Chumpitazi
Accounting Manager
Municipal Water Dist of Orange County
18700 Ward Street, Unit B
Fountain Valley, CA 92708

Account Summary

Source	Balance as of 11/1/2025	Contributions	Earnings	Expenses	Distributions	Transfers	Balance as of 11/30/2025
OPEB	$3,304,815.92	$0.00	$18,301.78	$1,579.38	$0.00	$0.00	$3,321,538.32
PENSION	$2,749,748.87	$0.00	$15,227.87	$1,314.13	$0.00	$0.00	$2,763,662.61
Totals	$6,054,564.79	$0.00	$33,529.65	$2,893.51	$0.00	$0.00	$6,085,200.93

Investment Selection

Source	
OPEB	Moderate - Strategic Blend
PENSION	Moderate - Strategic Blend

Investment Objective

Source	
OPEB	The dual goals of the Moderate Strategy are growth of principal and income. It is expected that dividend and interest income will comprise a significant portion of total return, although growth through capital appreciation is equally important. The portfolio will be allocated between equity and fixed income investments.
PENSION	The dual goals of the Moderate Strategy are growth of principal and income. It is expected that dividend and interest income will comprise a significant portion of total return, although growth through capital appreciation is equally important. The portfolio will be allocated between equity and fixed income investments.

Investment Return

Source	1-Month	3-Months	1-Year	Annualized Return 3-Years	5-Years	10-Years	Plan's Inception Date
OPEB	0.55%	3.87%	9.75%	11.07%	6.19%	7.07%	10/26/2011
PENSION	0.55%	3.86%	9.73%	11.08%	6.20%	-	7/31/2018

Information as provided by US Bank, Trustee for PARS; Not FDIC Insured; No Bank Guarantee; May Lose Value

Past performance does not guarantee future results. Performance returns may not reflect the deduction of applicable fees, which could reduce returns. Information is deemed reliable but may be subject to change.
Investment Return: Annualized rate of return is the return on an investment over a period other than one year multiplied or divided to give a comparable one-year return.
Account balances are inclusive of Trust Administration, Trustee and Investment Management fees

MUNICIPAL WATER DISTRICT OF ORANGE COUNTY

COMBINED FINANCIAL STATEMENTS

AND

BUDGET COMPARATIVE

JULY 1, 2025 THRU NOVEMBER 30, 2025

Municipal Water District of Orange County
Combined Balance Sheet
As of November 30, 2025

	Amount
ASSETS	
Cash in Bank	1,410,753.47
Investments	21,507,396.50
Accounts Receivable	26,809,789.94
Accounts Receivable - Other	49,466.12
Accrued Interest Receivable	195,859.04
Water Inventory	622,976.00
Prepaids/Deposits	513,056.37
Leasehold Improvements	7,119,285.04
Furniture, Fixtures & Equipment	1,053,854.50
Less: Accumulated Depreciation	(4,451,219.15)
TOTAL ASSETS	**54,831,217.83**
LIABILITIES AND FUND BALANCES	
LIABILITIES	
Accounts Payable	27,064,232.58
Accrued Salaries and Benefits Payable	792,041.95
Other Liabilities	2,305,919.91
Unearned Revenue	1,097,109.91
TOTAL LIABILITIES	**31,259,304.35**
FUND BALANCES	
Restricted Fund Balances	
WEROC Reserve	581,898.34
Pension 115 Trust	2,404,382.02
Total Restricted Fund Balances	2,986,280.36
Unrestricted Fund Balances	
Designated Reserves	
General Operations	4,058,262.00
Election Expense	1,709,967.00
OPEB	297,147.00
Total Designated Reserves	6,065,376.00
General Fund	7,009,671.19
General Fund Capital	246,408.19
Total Unrestricted Fund Balances	13,321,455.38
Excess Revenue over Expenditure	
Operating Fund	7,451,241.56
Other Funds	(187,063.82)
TOTAL FUND BALANCES	**23,571,913.48**
TOTAL LIABILITIES AND FUND BALANCES	**54,831,217.83**

Municipal Water District of Orange County
Revenues and Expenditures Budget Comparative Report
General Fund
July 1, 2025 thru November 30, 2025

	Month to Date	Year to Date	Annual Budget	% Used	Encumbrance	Budget Remaining
REVENUES						
Retail Connection Charge	0.00	9,939,370.50	9,939,371.00	100.00%	0.00	0.50
Ground Water Customer Charge	0.00	414,371.00	414,371.00	100.00%	0.00	0.00
Water Rate Revenues	**0.00**	**10,353,741.50**	**10,353,742.00**	**100.00%**	**0.00**	**0.50**
Interest Revenue	102,377.81	531,711.18	916,000.00	58.05%	0.00	384,288.82
Subtotal	**102,377.81**	**10,885,452.68**	**11,269,742.00**	**96.59%**	**0.00**	**384,289.32**
Choice Programs	22,922.00	1,240,286.00	1,534,798.00	80.81%	0.00	294,512.00
MWD Revenue - Shared Services	0.00	0.00	297,079.00	0.00%	0.00	297,079.00
Miscellaneous Income	0.00	847.69	5,000.00	16.95%	0.00	4,152.31
School Contracts	6,290.36	429,257.91	511,211.00	83.97%	0.00	81,953.09
Delinquent Payment Penalty	0.00	5,526.08	0.00	0.00%	0.00	(5,526.08)
Transfer-In from Reserve	0.00	0.00	123,869.00	0.00%	0.00	123,869.00
Subtotal	**29,212.36**	**1,675,917.68**	**2,471,957.00**	**67.80%**	**0.00**	**796,039.32**
TOTAL REVENUES	**131,590.17**	**12,561,370.36**	**13,741,699.00**	**91.41%**	**0.00**	**1,180,328.64**

Municipal Water District of Orange County
Revenues and Expenditures Budget Comparative Report
General Fund
July 1, 2025 thru November 30, 2025

	Month to Date	Year to Date	Annual Budget	% Used	Encumbrance	Budget Remaining
EXPENSES						
Salaries & Wages	430,645.11	2,350,115.15	5,841,489.00	40.23%	0.00	3,491,373.85
Salaries & Wages - Grant Recovery	0.00	(6,578.41)	(48,000.00)	(13.71)%	0.00	(41,421.59)
Director's Compensation	20,808.44	108,069.64	281,917.00	38.33%	0.00	173,847.36
MWD Representation	11,075.46	60,075.98	161,096.00	37.29%	0.00	101,020.02
Employee Benefits	136,052.07	701,967.12	1,774,275.00	39.56%	0.00	1,072,307.88
Employee Benefits - Grant Recovery	0.00	(982.98)	0.00	0.00%	0.00	982.98
CalPers Unfunded Liability Contribution	0.00	207,000.00	207,000.00	100.00%	0.00	0.00
Director's Benefits	9,813.86	49,890.76	158,371.00	31.50%	0.00	108,480.24
Health Insurance for Retirees	6,609.97	40,372.85	122,517.00	32.95%	0.00	82,144.15
Training Expense	7,225.00	24,094.93	84,445.00	28.53%	0.00	60,350.07
Tuition Reimbursement	0.00	2,554.00	6,500.00	39.29%	0.00	3,946.00
Temporary Help Expense	0.00	0.00	5,000.00	0.00%	0.00	5,000.00
Personnel Expenses	**622,229.91**	**3,536,579.04**	**8,594,610.00**	**41.15%**	**0.00**	**5,058,030.96**
Engineering Expense	9,679.01	196,626.84	570,000.00	34.50%	128,366.50	245,006.66
Legal Expense	16,178.95	104,251.95	260,000.00	40.10%	155,748.05	0.00
Audit Expense	15,000.00	19,000.00	37,445.00	50.74%	13,445.00	5,000.00
Professional Services	114,520.63	397,890.72	1,597,790.00	24.90%	833,408.42	366,490.86
Professional Fees	**155,378.59**	**717,769.51**	**2,465,235.00**	**29.12%**	**1,130,967.97**	**616,497.52**
Conference - Staff	2,580.00	14,150.00	42,497.00	33.30%	0.00	28,347.00
Conference - Directors	150.00	10,418.19	17,155.00	60.73%	0.00	6,736.81
Travel & Accom. - Staff	4,971.99	21,283.01	85,900.00	24.78%	0.00	64,616.99
Travel & Accom. - Directors	305.83	8,239.84	36,625.00	22.50%	0.00	28,385.16
Travel & Conference	**8,007.82**	**54,091.04**	**182,177.00**	**29.69%**	**0.00**	**128,085.96**
Membership/Sponsorship	10,138.14	180,526.84	221,386.00	81.54%	0.00	40,859.16
CDR Support	0.00	36,324.26	72,650.00	50.00%	36,324.28	1.46
Dues & Memberships	**10,138.14**	**216,851.10**	**294,036.00**	**73.75%**	**36,324.28**	**40,860.62**
Business Expense	669.17	2,537.92	5,500.00	46.14%	0.00	2,962.08
Office Maintenance	16,356.70	61,088.64	156,000.00	39.16%	87,364.18	7,547.18
Building Repair & Maintenance	1,849.13	29,794.02	57,200.00	52.09%	9,505.01	17,900.97
Storage Rental & Equipment Lease	74.15	370.75	1,125.00	32.96%	754.25	0.00
Office Supplies	1,392.44	9,543.77	28,000.00	34.08%	2,343.35	16,112.88
Supplies - Water Loss Control	56.93	926.21	4,000.00	23.16%	0.00	3,073.79
Postage/Mail Delivery	591.33	3,230.80	9,450.00	34.19%	866.57	5,352.63
Subscriptions & Books	0.00	4,254.99	10,000.00	42.55%	0.00	5,745.01
Reproduction Expense	32,585.42	56,044.60	108,500.00	51.65%	5,250.05	47,205.35
Maintenance - Computers	630.12	5,166.47	15,850.00	32.60%	0.00	10,683.53
Software Purchase	11,221.07	59,290.16	271,731.00	21.82%	73,632.00	138,808.84
Software Support	0.00	762.50	20,000.00	3.81%	0.00	19,237.50
Computers and Equipment	890.36	8,155.78	45,250.00	18.02%	0.00	37,094.22
Automotive Expense	540.96	4,129.44	11,600.00	35.60%	0.00	7,470.56
Vehicle Expense	1,382.10	4,463.24	10,000.00	44.63%	0.00	5,536.76
Toll Road Charges	108.74	693.79	950.00	73.03%	0.00	256.21
Insurance Expense	19,057.83	85,789.74	234,150.00	36.64%	0.00	148,360.26
Utilities - Telephone	3,872.75	18,991.79	49,586.00	38.30%	560.14	30,034.07
Bank Fees	0.00	0.00	2,400.00	0.00%	0.00	2,400.00
Miscellaneous Expense	14,853.46	41,925.36	181,200.00	23.14%	5,880.00	133,394.64
MWDOC's Contrb. to WEROC	29,429.04	147,145.24	353,149.00	41.67%	0.00	206,003.76
Depreciation Expense	6,321.94	31,609.20	0.00	0.00%	0.00	(31,609.20)
Other Expenses	**141,883.64**	**575,914.41**	**1,575,641.00**	**36.55%**	**186,155.55**	**813,571.04**
Election Expense	0.00	0.00	605,000.00	0.00%	0.00	605,000.00
Capital Aquisition	0.00	6,935.19	25,000.00	27.74%	0.00	18,064.81
Building Expense	0.00	1,988.51	0.00	0.00%	0.00	(1,988.51)
TOTAL EXPENSES	**937,638.10**	**5,110,128.80**	**13,741,699.00**	**37.19%**	**1,353,447.80**	**7,278,122.40**
NET INCOME (LOSS)	**(806,047.93)**	**7,451,241.56**	**0.00**	**0.00%**	**(1,353,447.80)**	**(6,097,793.76)**

Municipal Water District of Orange County
Revenues and Expenditures Budget Comparative Report
Water Fund
July 1, 2025 thru November 30, 2025

	Month to Date	Year to Date	Annual Budget	% Used	Budget Remaining
WATER REVENUES					
Water Sales	9,477,364.00	75,130,406.10	175,492,249.00	42.81%	100,361,842.90
Readiness to Serve Charge	1,440,395.00	7,240,828.10	16,934,350.00	42.76%	9,693,521.90
Capacity Charge CCF	364,325.00	1,821,625.00	4,624,125.00	39.39%	2,802,500.00
SCP/SAC Pipeline Surcharge	24,000.86	159,005.70	443,000.00	35.89%	283,994.30
TOTAL WATER REVENUES	**11,306,084.86**	**84,351,864.90**	**197,493,724.00**	**42.71%**	**113,141,859.10**
WATER PURCHASES					
Water Sales	9,477,364.00	75,130,406.10	175,492,249.00	42.81%	100,361,842.90
Readiness to Serve Charge	1,440,395.00	7,240,828.10	16,934,350.00	42.76%	9,693,521.90
Capacity Charge CCF	364,325.00	1,821,625.00	4,624,125.00	39.39%	2,802,500.00
SCP/SAC Pipeline Surcharge	24,000.86	159,005.70	443,000.00	35.89%	283,994.30
TOTAL WATER PURCHASES	**11,306,084.86**	**84,351,864.90**	**197,493,724.00**	**42.71%**	**113,141,859.10**
EXCESS OF REVENUE OVER EXPENDITURE	**0.00**	**0.00**	**0.00**	**0.00%**	**0.00**

Municipal Water District of Orange County
Revenues and Expenditures Budget Comparative Report
Water Use Efficiency
July 1, 2025 thru November 30, 2025

	Year to Date Actual	Annual Budget	% Used
HECW Rebate Program(3411)			
Revenues	19,416.12	49,236.00	39.43%
Expenses	17,670.00	49,236.00	35.89%
Excess of Revenues over Expenditures	1,746.12	0.00	
CII Rebate Program(3416)			
Revenues	0.00	1,000.00	0.00%
Expenses	0.00	1,000.00	0.00%
Excess of Revenues over Expenditures	0.00	0.00	
Turf Removal Program(3418)			
Revenues	4,015,804.06	5,501,750.00	72.99%
Expenses	4,039,147.38	5,501,750.00	73.42%
Excess of Revenues over Expenditures	(23,343.32)	0.00	
Tree Incentive Program(3420)			
Revenues	19,400.00	50,000.00	38.80%
Expenses	20,000.00	50,000.00	40.00%
Excess of Revenues over Expenditures	(600.00)	0.00	
Spray To Drip Conversion(3423)			
Revenues	564,978.72	995,000.00	56.78%
Expenses	768,158.32	995,000.00	77.20%
Excess of Revenues over Expenditures	(203,179.60)	0.00	
Member Agency Administered Pass-Thru(3425)			
Revenues	0.00	75,000.00	0.00%
Expenses	0.00	75,000.00	0.00%
Excess of Revenues over Expenditures	0.00	0.00	
Comprehensive Landscape (CLWUE)(3427)			
Revenues	78,022.05	226,882.88	34.39%
Expenses	99,015.20	226,882.88	43.64%
Excess of Revenues over Expenditures	(20,993.15)	0.00	
Framework TAP(3429)			
Revenues	106,376.56	1,222,638.40	8.70%
Expenses	183,714.02	1,222,638.40	15.03%
Excess of Revenues over Expenditures	(77,337.46)	0.00	

Municipal Water District of Orange County
Revenues and Expenditures Budget Comparative Report
Water Use Efficiency
July 1, 2025 thru November 30, 2025

	Year to Date Actual	Annual Budget	% Used
Land Design Program(3431)			
Revenues	20,099.00	59,000.00	34.07%
Expenses	20,099.00	59,000.00	34.07%
Excess of Revenues over Expenditures	0.00	0.00	
WSIP - Industrial Program(3432)			
Revenues	6,441.24	36,250.10	17.77%
Expenses	19,323.72	36,250.10	53.31%
Excess of Revenues over Expenditures	(12,882.48)	0.00	
Recycled Water Program(3433)			
Revenues	2,479.75	62,640.50	3.96%
Expenses	2,479.75	62,640.50	3.96%
Excess of Revenues over Expenditures	0.00	0.00	
Dedicated Irrigation Meters Measurement Project (DIMM)(3439)			
Revenues	9,490.00	70,000.00	13.56%
Expenses	29,707.95	70,000.00	42.44%
Excess of Revenues over Expenditures	(20,217.95)	0.00	
SAWPA-USBR LAM(3440)			
Revenues	0.00	100.00	0.00%
Expenses	0.00	100.00	0.00%
Excess of Revenues over Expenditures	0.00	0.00	
Total WUE Projects			
Revenues	4,842,507.50	8,349,497.88	58.00%
Expenses	5,199,315.34	8,349,497.88	62.27%
Excess of Revenues over Expenditures	(356,807.84)	0.00	
WEROC			
Revenues	500,293.77	710,997.00	70.37%
Expenses	299,363.17	710,997.00	42.10%
Excess of Revenues over Expenditures	200,930.60	0.00	

Item No. 3

ACTION ITEM
January 21, 2026

TO: **Board of Directors**

FROM: **Administration & Finance Committee**

Harvey De La Torre, General Manager

Staff Contact: Charles Busslinger, Dir. of Eng/District Engineer
Sarina Sriboonlue, Principal Engineer

SUBJECT: **AWARD OF CONTRACT FOR TECHNICAL SERVICES FOR CONSUMER CONFIDENCE REPORTS**

STAFF RECOMMENDATION

Staff recommends the Board of Directors authorize the General Manager to execute a 3-year professional services agreement with Stetson Engineers, Inc., with a term ending December 31, 2028, and an option to renew the agreement for two additional years, in an amount not to exceed $264,000 as follows:

- Year 1: $58,400 plus a 10% contingency ($5,840) for a total cost not to exceed $64,240;
- Year 2: $96,100 plus a 10% contingency ($9,610) for a total cost not to exceed $105,710; and
- Year 3: $85,500 plus a 10% contingency ($8,550) for a total cost not to exceed $94,050.

COMMITTEE RECOMMENDATION

(To be determined at Committee Meeting)

Budgeted: ☒ Yes ☐ No ☐ N/A		Budgeted amount: $80,000 (FY2025–26)
Core: ☒	Choice: ☐	Movement between funds: ☐ Yes ☒ No
Action item amount: $64,240 (FY2025–26); $199,760 to be expended in FY2026-27 & FY2027-28		

REPORT

Purpose

The purpose of this item is to seek Board approval to award a contract to Stetson Engineers, Inc. to provide technical services for Consumer Confidence Reports (CCR). The proposed contract provides technical assistance to ensure the Municipal Water District of Orange County (MWDOC) meets its wholesale CCR obligations and delivers value-added assistance to its retail member agencies. Specifically, the consultant would assist agencies in compiling and formatting CCR data from multiple sources and would prepare all required federal and state-mandated language to ensure full regulatory compliance.

Background

The CCR Rule, established in 1998 under the Safe Drinking Water Act, requires community water systems to provide annual reports to their customers by July 1st each year detailing drinking water sources, contaminants, regulatory compliance, and health advisories.

In May 2024, the U.S. Environmental Protection Agency (EPA) finalized a revised CCR Rule, effective in 2027, that includes stricter requirements for electronic delivery, standardized formatting, plain-language requirements, expanded health-effects language, and enhanced translation and accessibility requirements. ***Additionally, for retail agencies serving 10,000 or more people, the revised rule requires distributing CCRs twice per year starting in 2027 (Figure 1 below)***. MWDOC, which receives treated imported water from the Metropolitan Water District and sells such water to its member agencies, is required to provide timely water quality data to its retail member agencies to support their compliance requirements.

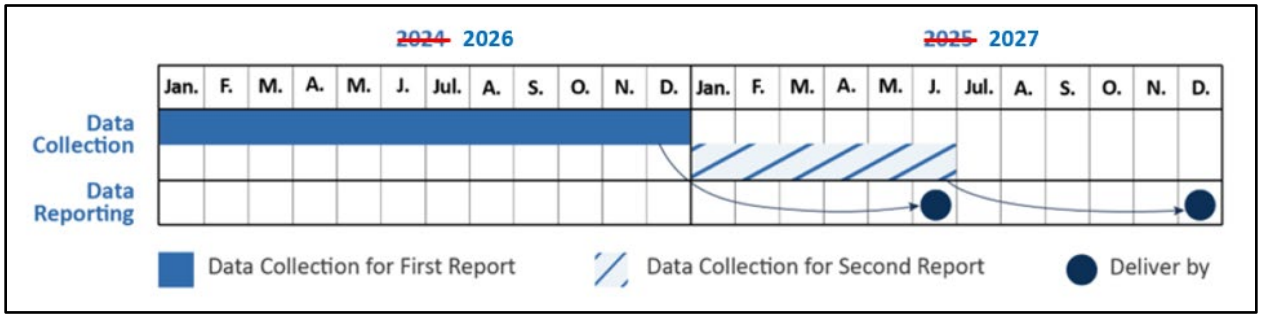

Figure 1. Revised Rule Requires Biannual CCR Delivery (U.S. EPA 2023)

To support compliance, MWDOC has historically provided value-added technical assistance by contracting with a consultant to help retail agencies compile water quality data from multiple sources and prepare mandated language.

Scope of Work

The objectives of the technical assistance are to:

- Ensure MWDOC fulfills its wholesale CCR obligation by providing water quality data tables to its retail agencies.
- Provide value-added support to retail agencies by assisting them in compiling and formatting CCR data from other sources and preparing required language to ensure full compliance with federal and state CCR rules, including the new rules starting in 2027.
- Remain current on all USEPA and state guidance related to the revised CCR Rule and proactively advise MWDOC and retail agencies on implementation strategies.

To achieve the desired objectives, the scope of work includes:

- Coordination with MWDOC and 20+ retail agencies, including kickoff meetings, one-on-one technical sessions, and monthly progress reporting.
- Preparation of Water Quality Data Tables – Compilation and formatting of CCR-compliant data tables, integrating wholesale and local water sources.
- Preparation of Required Language – Development of educational and health effects language, updated to comply with the revised CCR Rule.
- Final review and feedback to ensure CCRs meet regulatory standards before public distribution.

The proposed budget structure reflects the phased implementation of the revised CCR Rule. Year 1 costs reflect continued support under existing CCR requirements (annual reports). Years 2-3 reflect increased scope for biannual reporting and enhanced compliance requirements under the revised rule.

The selected consultant will also monitor regulatory updates and provide proactive guidance to MWDOC and retail agencies. For 2026, the focus will be on compliance with the existing rule. ***Beginning in 2027, the consultant will support the implementation of the revised rule, including distributing CCRs twice per year (instead of once per year) for retail agencies serving 10,000 people or more), enhanced readability, compliance with electronic delivery requirements, and other requirements***.

Request for Proposals (RFP) Process

In preparation for the expiration of the existing technical services agreement for Consumer Confidence Reports in December of 2025, MWDOC initiated a new competitive procurement process and issued Request for Proposals (RFP) ENG. 2025-04 on November 18, 2025. By the closing date of December 17, 2025, MWDOC received proposals from two qualified consultant teams: 1) Stetson Engineers, Inc. and 2) Water Quality Treatment Solutions, Inc. (WQTS).

A review panel, including MWDOC and retail agencies' representatives, was formed to review and evaluate the consultant teams based on, but not limited to, the following considerations:

- Proposal content and format are professional, responsive, and demonstrate a clear understanding of the required scope of work.
- The firm and project team's experience, particularly the qualifications of the designated project manager, subject matter experts, and key staff, demonstrates the ability to effectively deliver all aspects of the project.
- The project management approach is well thought out (e.g., promotes efficiency). The technical approach and Scope of Work are thorough, sound, and demonstrate a clear path to meeting compliance and to completing the project on time and within budget.

The respondents' references were also contacted to obtain further information about their experiences and to gather comments on the quality of the services provided.

While both respondents presented well-qualified teams with relevant experience, the review panel unanimously selected Stetson Engineers based on the team's qualifications, extensive experience handling 20+ CCR reports simultaneously, and its technical and project management approach that promotes efficiency.

Stetson has provided CCR technical assistance services since 2004, with the most recent professional services agreement between MWDOC and Stetson entered into in January 2018 and extended through December 2025. Feedback from the MWDOC member agencies indicates that Stetson has provided excellent services throughout the contract term.

Next Steps

Staff recommends the Board of Directors select Option # 1, authorizing the General Manager to execute a 3-year professional services agreement with Stetson Engineers, Inc., to provide technical services for Consumer Confidence Reports (CCR) for a three-year period ending December 31, 2028, with an option to renew the agreement for two additional years, in a total amount not to exceed $264,000. A 10% contingency is included each year to account for unforeseen regulatory guidance changes or additional agency requests that may arise as the revised rule is implemented.

ALIGNMENT WITH BOARD STRATEGIC PRIORITIES

☒ *Clarifying MWDOC's mission and role; defining functions and actions.*
☒ *Balance support for Metropolitan's regional mission and OC values and interests.*
☒ *Strengthen communication and coordination of messaging.*
☐ *Work with member agencies to develop water supply and demand objectives.*
☐ *Solicit input and feedback from member agencies.*
☐ *Invest in workforce development and succession planning.*

BOARD OPTIONS

Option #1: Staff recommends the Board of Directors authorize the General Manager to execute a 3-year professional services agreement with Stetson Engineers, Inc., with a term ending December 31, 2028, and an option to renew the agreement for two additional years, in an amount not to exceed $264,000 as follows:

- Year 1: $58,400 plus a 10% contingency ($5,840) for a total cost not to exceed $64,240;
- Year 2: $96,100 plus a 10% contingency ($9,610) for a total cost not to exceed $105,710; and
- Year 3: $85,500 plus a 10% contingency ($8,550) for a total cost not to exceed $94,050.

Fiscal Impact: The adopted FY 2025–26 budget includes adequate funding to support the recommended award and would result in no increase in appropriations or movement between funds.

Option #2: Do not award a contract to Stetson Engineers, Inc. to provide technical services for consumer confidence reports.

Fiscal Impact: A significant delay in the CCR preparation schedule for retail agencies would result in increased costs and possible non-compliance with the US EPA CCR Rule.

Attachments/Links:
Link: Request for Proposals for Consumer Confidence (CCR) Report Technical Assistance for Orange County Water Agencies (https://www.mwdoc.com/wp-content/uploads/2025/12/RFP-OC-Water-Agencies_Consumer-Confidence-Report_2025.11.18.pdf)

Item No. 4

INFORMATION ITEM
January 14, 2026

TO: **Administration & Finance Committee**

FROM: **Harvey De La Torre, General Manager**

Staff Contact: Damon Micalizzi, Director of Public Affairs

SUBJECT: **OC WATER SUMMIT RECAP**

STAFF RECOMMENDATION

Staff recommends the Administration & Finance Committee receive and file the information.

REPORT

Purpose

The purpose of this report is to provide a summary and recap of the finances for the 2025 OC Water Summit.

Background

The OC Water Summit, now in its 17th year, is the region's premier water conference, convening hundreds of water professionals, elected officials, business leaders, and community stakeholders to discuss critical water supply challenges, policy issues, and emerging industry trends. The OC Water Summit's 2025 theme was "Turning the Valve: Abundance for Orange County," featuring a full program of panel sessions and expert discussions facilitated by a master of ceremonies.

Presenting sponsors included the Orange County Water District (OCWD) and the Municipal Water District of Orange County (MWDOC), with OCWD serving as the lead agency for the 2025 event.

Budgeted: ☒ Yes ☐ No ☐ N/A		Budgeted amount: $15,000
Core: ☒	Choice: ☐	Movement between funds: ☐ Yes ☒ No
Action item amount: N/A		

Discussion

Revenue and expense information for the 2025 OC Water Summit are provided below. Registration revenue is preliminary (not yet final); all other figures are finalized.

Income

- Sponsorships: $64,450.00
- Registration (preliminary): $17,518.16
  Total Income: $81,968.16

Expenses

- Hotel (food & beverage, parking, event services, fees): $59,931.53
- Speaker/staff hotel rooms: $4,586.22
- Audio/Visual rental and services: $33,350.00
- Speaker travel fees/expenses: $3,310.52
- Centerpieces, rentals, and décor: $1,978.22
- PayPal/Constant Contact fees: $1,414.15
  Total Expenses: $104,570.64

Next Steps

Based on the current figures, the 2025 OC Water Summit reflects a net cost of approximately $22,602.48 (total expenses less total income). The net cost may decrease slightly once registration revenue is reconciled. The final cost will be split between OCWD and MWDOC.

ALIGNMENT WITH BOARD STRATEGIC PRIORITIES

☒ *Clarifying MWDOC's mission and role; defining functions and actions.*
☒ *Balance support for Metropolitan's regional mission and OC values and interests.*
☒ *Strengthen communication and coordination of messaging.*
☒ *Work with member agencies to develop water supply and demand objectives.*
☒ *Solicit input and feedback from member agencies.*
☒ *Invest in workforce development and succession planning.*

Attachments/Links:
N/A

Administration, Board Support & Human Resources Activities

December 3, 2025, to January 7, 2026

Activity	Summary
Board Support	• Attended all Board and Committee Meetings, as well as preparation for these meetings, including packet preparation, meeting setup/take-down, Zoom coordination, etc. • Assisted Board President with requests for Standing Committee, Association, and Commission Appointments & Subject Matter Assignments for 2026. • Registered staff and directors for various conferences and training, made travel accommodations, processed business expenses, and updated the travel budget spreadsheet. • Reviewed RFPs, contracts, and agreements for content and consistency with the Administrative Code. • Reviewed, coordinated, and responded to 3 Public Records requests. • District Secretary served on an interview panel for Mesa Water District.
Administrative and HR Projects and Activities	• Assisted with WACO Meetings via Zoom, PowerPoint presentations, preparing for hybrid meetings, various correspondence, note-taking, coordinating with the WACO president and speakers, and updating the WACO information on the website. • Assisted the Finance Department with filing, processing invoices, purchase requisitions, business expense reports, and credit card reconciliations. • Updated and paid membership accounts, as needed. • Hosted the ISDOC Executive Meeting on December 9 & January 6. • Created the ISDOC Meeting invite for the January 29 Quarterly Luncheon. • Registered and made hotel accommodations for directors and staff. • Drafted and executed the State and Federal Advocacy Agreements. • Coordinated the delivery to the Thomas House Family Shelter Fill the Table Food Drive. • Completed coordination with OCWD and the contractor on repairing and replacing tiles by the MWDOC entry doors. • HR continues work with the District's Financial Investment Advisor, Morgan Stanley Institutional Investment Advisors LLC, on the transition of the 401a VOYA Plan to a new EMPOWER 401a Plan. ○ Participated in Zoom meetings on December 10, 18, and January 5 with Empower 457 and 401 a representatives regarding current Plan documents and proposed Plan Service Agreements and timelines on moving forward with Investment Plan changes, review, and approval of Plan Service

Administrative and HR Projects and Activities (continued)	Agreements. An additional meeting is scheduled for January 9 to continue the review. o Coordinated with Legal Counsel on review of the 401 and 457 Plan Service Agreements. o EMPOWER is working on the Plan documents for both Plans. Once those are reviewed by staff, District Counsel, and Investment Advisor, it is anticipated that the documents will be presented to the Board for approval in either February or March, with a Plan transition shortly thereafter. • HR staff is continuing to work together with finance on the implementation of the new HRIS and updating all data to be transferred to the new system. The implementation is anticipated to be completed in February. • In kicking off the holiday season, a Christmas Tree Decorating event was held on December 3. • Lina Gunawan completed a Leadership Certification course through Cal State University Fullerton on December 10. • MWDOC's Annual Holiday Staff Luncheon was held on December 11. • HR participated in A JPIA Webinar regarding Employment Laws on December 15. • The Centre for Organization Effectiveness Supervisor Training kicked off on January 6. A total of 32 participants from 10 member agencies and MWDOC are enrolled and participating. A total of five day-long training sessions are scheduled for this training opportunity, ending in April. • HR will be holding its quarterly HR group meeting on January 15 with participating member agencies. The South Coast Water District will host that meeting. • HR is reviewing the Liebert, Cassidy, Whitmore 2026 legal round-up, which is a compilation of bills that are new for 2026 and how they may impact MWDOC and other public agencies. • Scheduled preventative maintenance for the Elsco Light inverter for the District's Emergency lighting system. • Scheduled preventative maintenance for the binding machine • Scheduled preventative maintenance (descale and sanitize) for the ice machine
Recruitments/ Departures	• The District's full-time position for an Accountant has been posted to Neogov. • Part-time WUE Assistant, Melissa Hurtado, has secured a full-time position as a Water Conservation Specialist with Desert Water Agency and will be departing on January 23. • Both the WEROC Specialist and Coordinator positions are now filled, and training is underway, with the January departure of Gabby Landeros and Janine Schunk's upcoming retirement in March.

Health and Welfare Benefits	HR staff will prepare for the comprehensive Benefits Study, which will be initiated in spring 2026.
Records Management	• Continued to review incoming mail and log necessary documents into the Laserfiche system. • Staff continues to review documents and update information in Laserfiche. • Staff is in the process of updating the Records Retention Schedule to reflect new 2026 regulations before Board review and approval. • Destruction orders for 2025 are in process.

Item No. 5b

INFORMATION ITEM
January 14, 2026

TO: **Administration & Finance Committee**

FROM: **Harvey De La Torre, General Manager**

Staff Contact: Steven Hung, Sr. Financial Analyst/Database Analyst

SUBJECT: **FINANCE AND INFORMATION TECHNOLOGY**

STAFF RECOMMENDATION

Staff recommends the Administration & Finance Committee receive and file the information.

REPORT

The following list details the status of special projects in progress or to be completed during this Fiscal Year:

Finance

Accounting	Single Audit	Single Audit begins in January on Federal Grant.
Accounting	RFP	Possible new custodian for long-term investments (if fees increase).
Finance	ERP Implementation Project	Have initiated an assessment of the current ERP data architecture and begun developing a comprehensive migration strategy with our partners.
Finance	Budget	Budget input sheets were updated by cost center leads. Pending Compilation of budget document and analysis.

Budgeted: ☐ Yes ☐ No ☒ N/A		Budgeted amount:
Core: ☐	Choice: ☐	Movement between funds: ☐ Yes ☐ No
Action item amount:		

Information Technology (IT)

Security	Backups	An assessment of backup reports indicates that systems are consistently and securely backed up according to schedule and stored in multiple backup locations using immutable storage.
	Email	The District's email defense system protects against malware, impersonation, and fraud. Of the 45K inbound emails, 39% were blocked due to unsafe content or attachments. The District sent over 11K emails, and 3 email incidents required Information Technology assessment and/or mitigation.
	Penetration Testing	Initiated coordination and planning with federal cybersecurity technical representatives to conduct internal and external penetration testing to reveal any gaps in the District's security posture.
Services	Boardroom A/V Project	MWDOC continues to press the vendor to address audio and video synchronization issues when hosting Board meetings.
	Conf Room 101 Cameras	Replaced the malfunctioning camera and implemented a solution where the committee and lectern cameras can be easily managed with a professional appearance.
	Internet Provider	Migrated the District to a new fiber internet provider offering faster speeds at a lower cost.
	Server Modernization	All servers have been modernized, and several have been migrated to a cloud provider to add scalability, enhance disaster recovery, security, and reliability.
	Support Tickets	66 tickets opened and 56 tickets resolved.
	UPS Batteries	Replaced all Uninterrupted Battery Supply (UPS) batteries in the server room. UPS devices are responsible for protecting the server room's power and maintaining continuous operation during brief power interruptions.
	Vulnerability Scanning	Weekly external vulnerability scans conducted by DHS-CISA have identified no exposures or weaknesses. Planning is underway with CISA staff to conduct internal and external penetration testing.

Item No. 6

INFORMATION ITEM
January 14, 2026

TO: **Administration & Finance Committee**

FROM: **Harvey De La Torre, General Manager**

Staff Contact: Kevin Hostert, Senior Water Resources Analyst

SUBJECT: **MONTHLY WATER USAGE DATA AND WATER SUPPLY INFORMATION**

STAFF RECOMMENDATION

Staff recommends the Administration & Finance Committee receive and file the information.

REPORT

The attached figures show the recent trend of water consumption in Orange County (OC), an estimate of Imported Water Sales for MWDOC, and selected water supply information. This information is also presented utilizing the following link: MWDOC A&F Monthly Water Usage Data and Water Supply Information (https://tinyurl.com/ys35tsvy).

- OC Water Usage, Monthly by Supply - OCWD Groundwater was the main supply in November.

- Estimated OC Water Usage, Monthly, Comparison to Previous Years - Water usage in November 2025 was below average compared to the last 5 years. Water usage for Fiscal Year (FY) 2025-26 is projected to be below average compared to FY 2024-25.

- Historical OC Water Consumption - Orange County Municipal and Industrial (M&I) water consumption is projected to be 507,000 AF for FY 2025-26 (this includes ~9 TAF of agricultural usage and non-retail water agency usage). This is about 17,000 AF less than FY 2024-25 and is about 34,000 AF more than FY 2023-24.

Budgeted: ☐ Yes ☐ No ☒ N/A		Budgeted amount:
Core: ☐	Choice: ☐	Movement between funds: ☐ Yes ☐ No
Action item amount:		

Water usage per person is projected to be 142 gallons per day in FY 2025-26 for Orange County (including recycled water). Although the OC population has increased 20% over the past two decades, water usage has not increased, on average. A long-term decrease in per-capita water usage is mainly attributed to Water Use Efficiency (water conservation) efforts. OC Water Usage has declined significantly since the end of FY 2013-14. Since the start of FY 2014-15, the average OC Annual Water usage is 522,500 AF, a decline of 99,000 AF since FY 2013-14. FY 2023-24 Orange County M&I water consumption was the lowest since FY 1978-79 (45 Years).

- Water Supply Information includes data on Rainfall in OC; the OCWD Basin overdraft; Northern California and Colorado River Basin hydrologic data; the State Water Project (SWP) Allocation, and regional storage volumes. The data have implications for the magnitude of water supply from the three watersheds, which are the principal sources of water for OC. Note that a hydrologic year runs from October 1 to September 30.

- Orange County's accumulated precipitation through *early January was well above average* for this period. Water Year (WY) year-to-date rainfall in Orange County is 8.92 inches, which is 227% of normal.

- Northern California accumulated precipitation through early January *was 163% of normal for this period*. WY 2025 was 113% of normal, while Water Year 2024 was 96% of normal. As of January 7, 2026, the Northern California snowpack was 59% of normal*. As of early January, 0.0%* of California is experiencing *moderate drought conditions*. *0.0%* of California is experiencing *severe to exceptional drought conditions.* The State Water Project Contractors Initial Table A Allocation was set at 10% in December 2025 for WY 2026.

- Colorado River Basin accumulated precipitation through *early January was 97% of normal* for this period. The *Upper Colorado Basin snowpack data was 76% of normal as of January 7th 2026. Lake Mead and Lake Powell* combined have approximately *47% of their average storage volume* for this time of year, and are at 30*.0% of their total capacity*. Lake Mead's *levels have been below the "trigger" limit of 1,075 ft. since the start of CY 2022*. The US Bureau of Reclamation (USBR) has declared a shortage at Lake Mead, impacting Colorado River water deliveries to the Lower Basin states. Lake Mead, as of early January, *was 12.15' BELOW the "trigger" limit*. The USBR has declared a *shortage on the Colorado River, which began on January 1, 2022*. *There is a 100% chance of shortage continuing in 2026, 93% in 2027, and 97% in 2028.* Lake Mead, as of early January, *was 17.85' ABOVE the State of California "trigger" limit*. *There is a 0% chance of mandatory cutbacks for California in 2026, 0% in 2027, and 13% in 2028.*

- Lake Powell's current water levels as of January 6, 2026, stood at approximately 3,539.4 feet above sea level, which is about 160.6 ft below full pool (3,700 ft).

Water storage remains critically low, at around 26.0% of full capacity. Projected WY 2026 inflows are projected to be 73% of average. The Bureau of Reclamation projects that Lake Powell may dip to near dead pool levels (below ~3,500 ft), putting hydropower generation at risk by March 2027. However, although the lake is hovering around 28% capacity, past lows (especially in 2021) did not quite reach dead pool levels, suggesting it may still be avoidable with management efforts.

ALIGNMENT WITH BOARD STRATEGIC PRIORITIES

- ☒ *Clarifying MWDOC's mission and role; defining functions and actions.*
- ☐ *Balance support for Metropolitan's regional mission and OC values and interests.*
- ☐ *Strengthen communication and coordination of messaging.*
- ☐ *Work with member agencies to develop water supply and demand objectives.*
- ☐ *Solicit input and feedback from member agencies.*
- ☐ *Invest in workforce development and succession planning.*

Attachments/Links:
Attachment 1: Monthly Water Usage Data and Water Supply Figures Link 1: MWDOC A&F Monthly Water Usage Data and Water Supply Information (https://tinyurl.com/ys35tsvy)

Fig. 1 OC Water Usage, Monthly by Supply with Projection to End of Fiscal Year

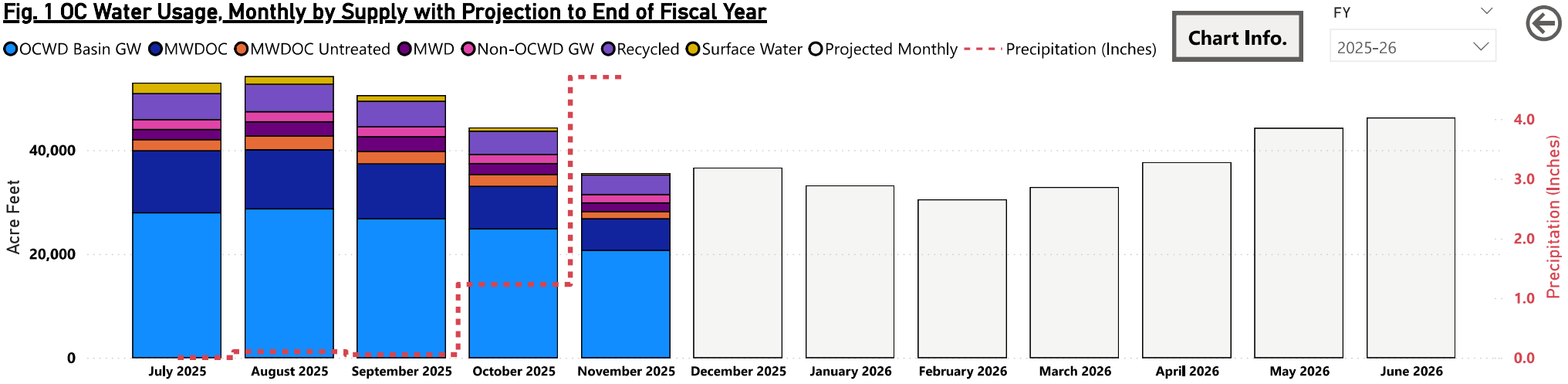

Fig. 2 OC Monthly Water Usage: Compared to Last 4 Fiscal Years

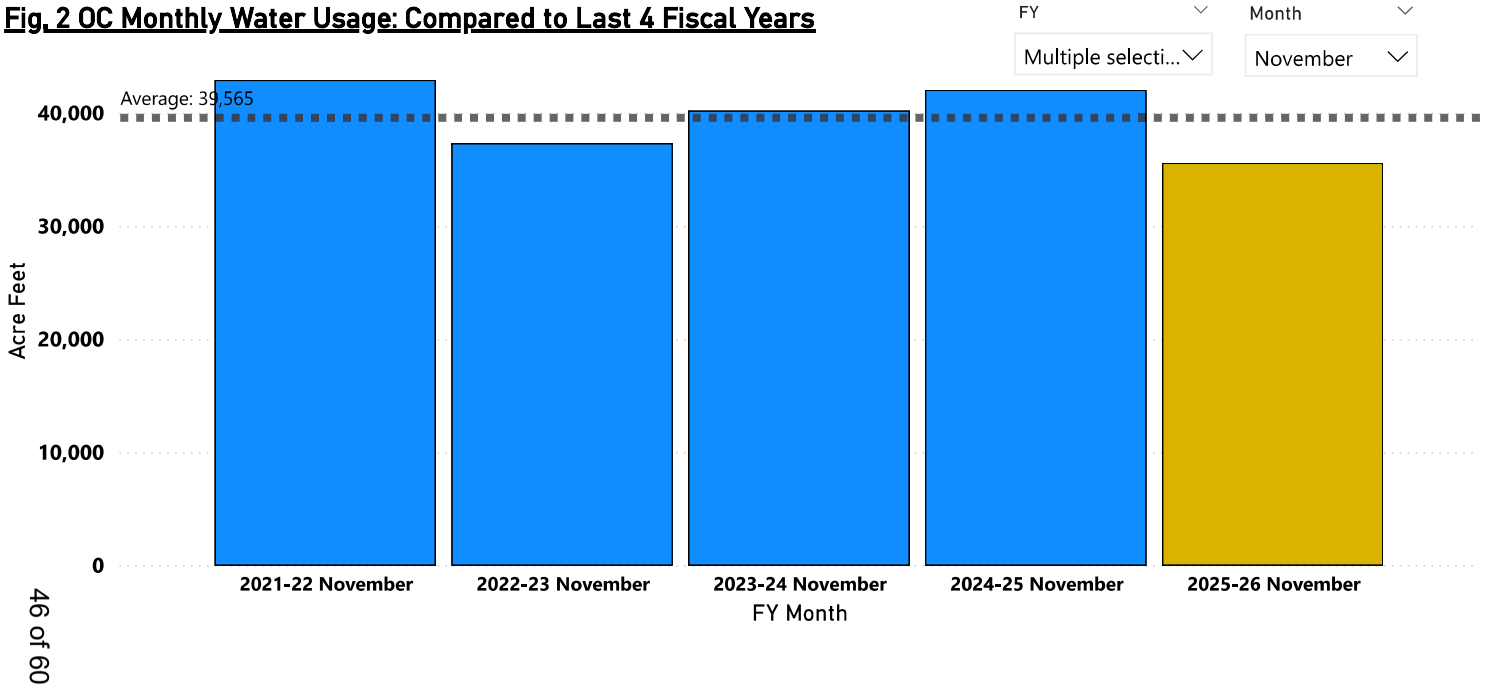

Fig. 2A Partial Year Subtotals

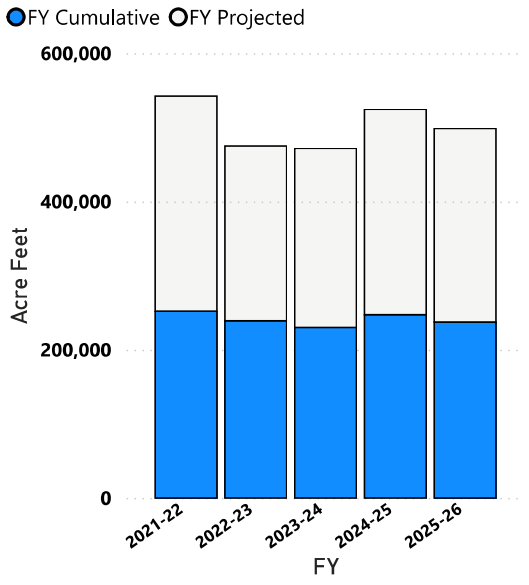

Fig. 3 OC Water Usage Last 3 Years

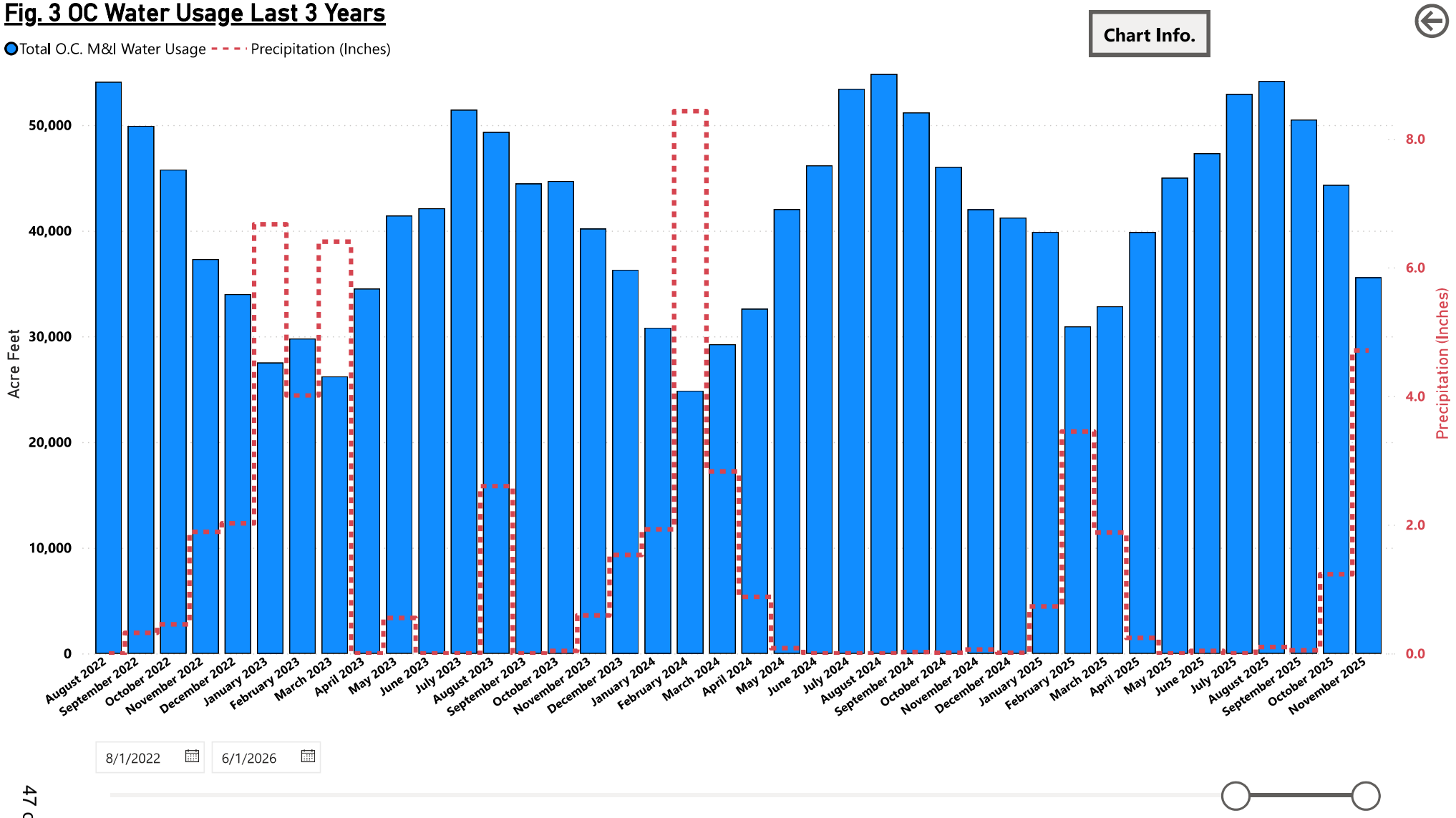

Fig. 4 Orange County Cumulative Rainfall vs. Average

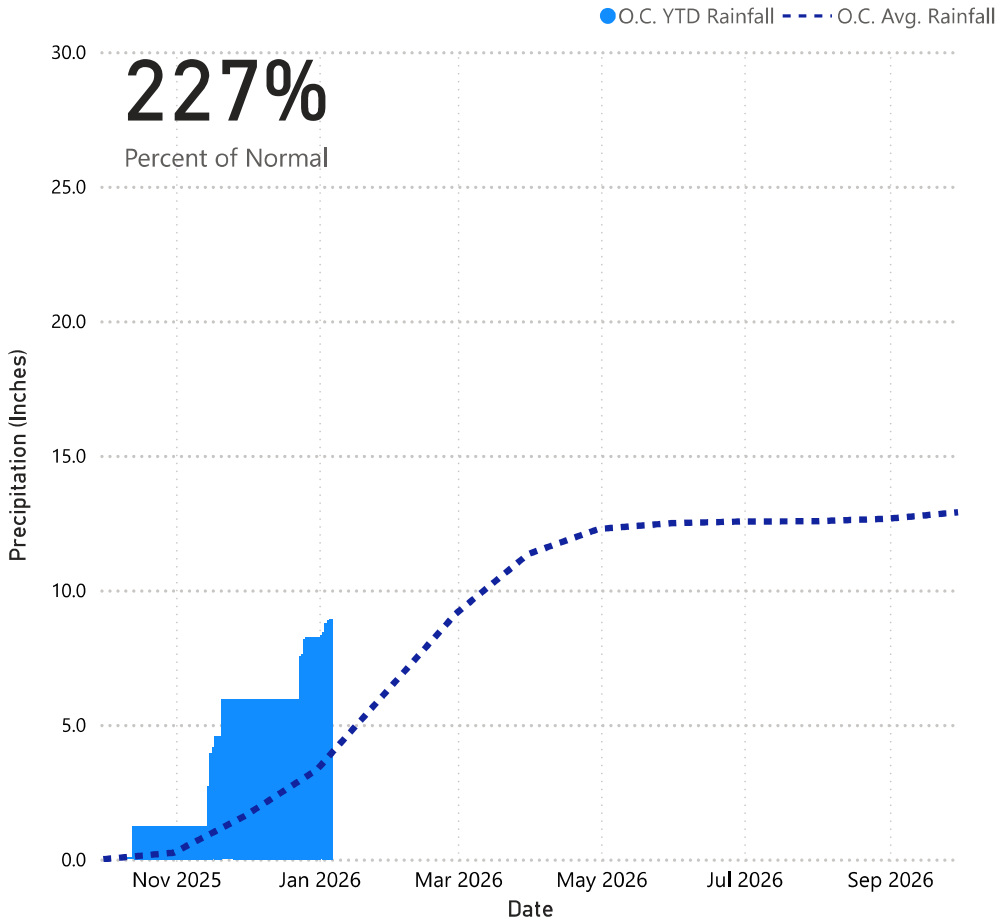

Fig. 4A Orange County Daily Rainfall

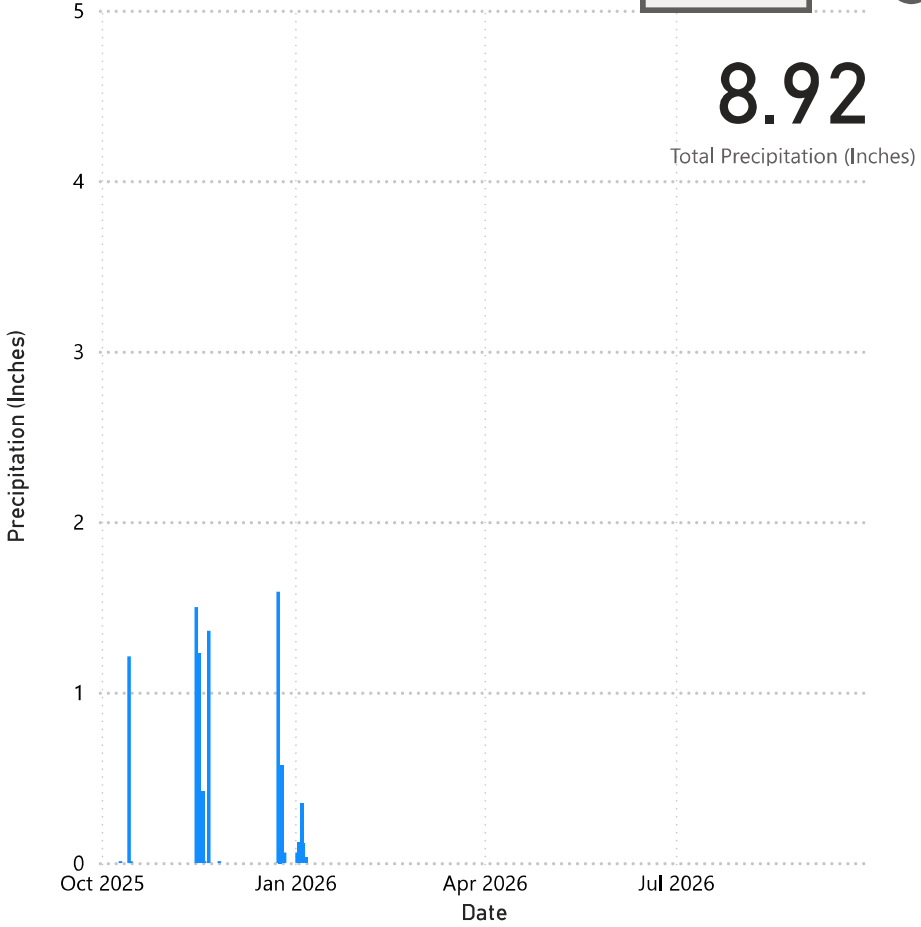

Water Year

2025-26	2024-25	2023-24	2022-23	2021-22	2020-21	2019-20	2018-19	2017-18	2016-17	2015-16	2014-15	2013-14	2012-13	2011-12	2010-11

Fig. 5 The 8 Station Index Cumulative Rainfall vs. Average

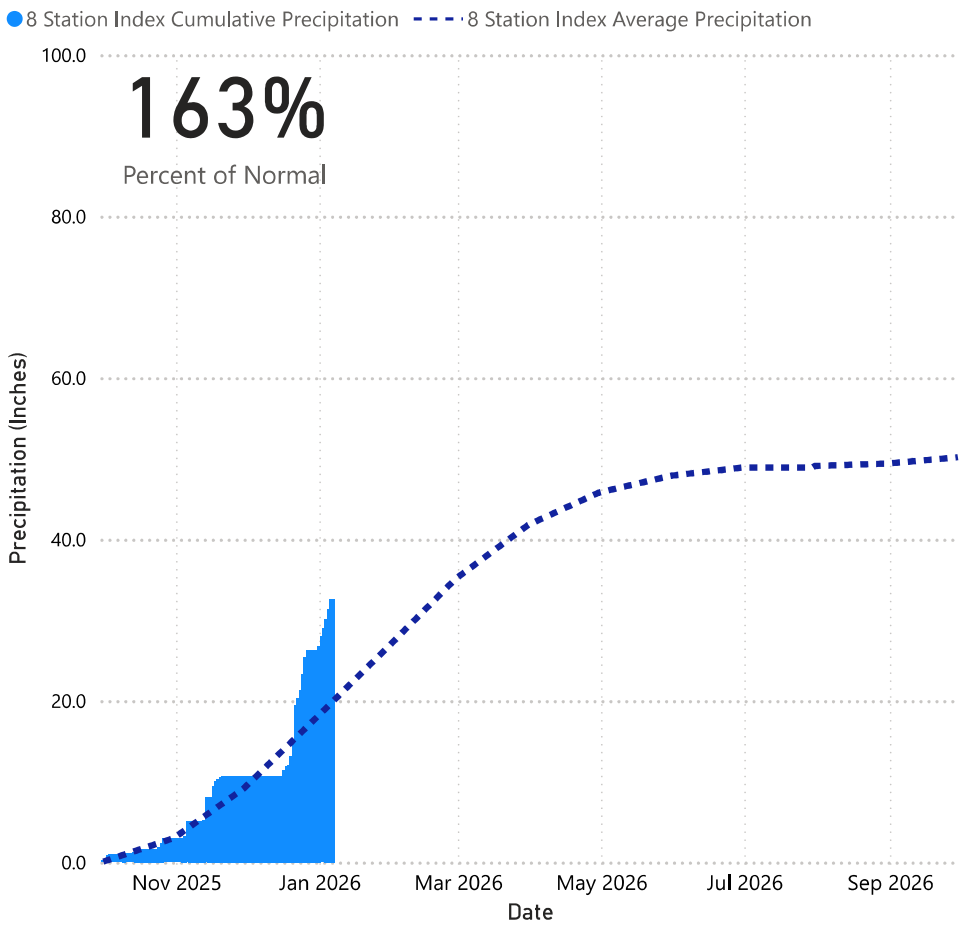

Fig. 5A The 8 Station Index Daily Rainfall

Chart Info.

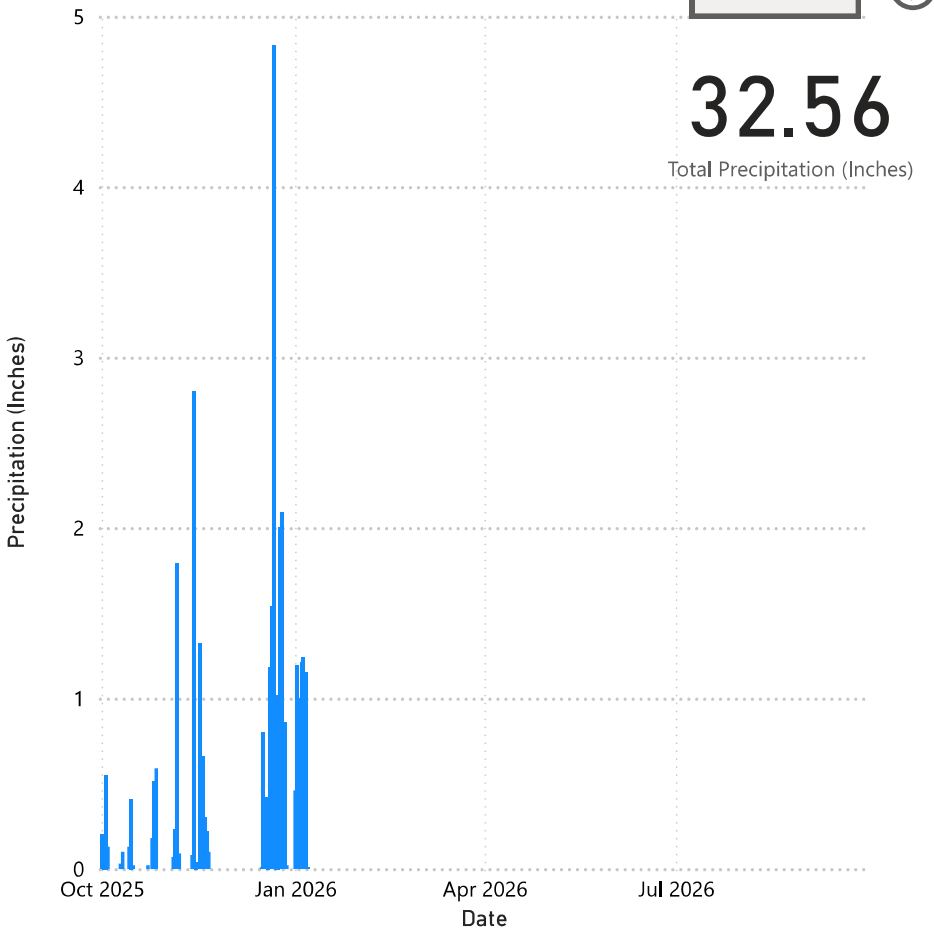

Water Year

2025-26	2024-25	2023-24	2022-23	2021-22	2020-21	2019-20	2018-19	2017-18	2016-17	2015-16	2014-15	2013-14	2012-13	2011-12	2010-11

Fig. 6 Upper Colorado River Basin Cumulative Rainfall vs. Average

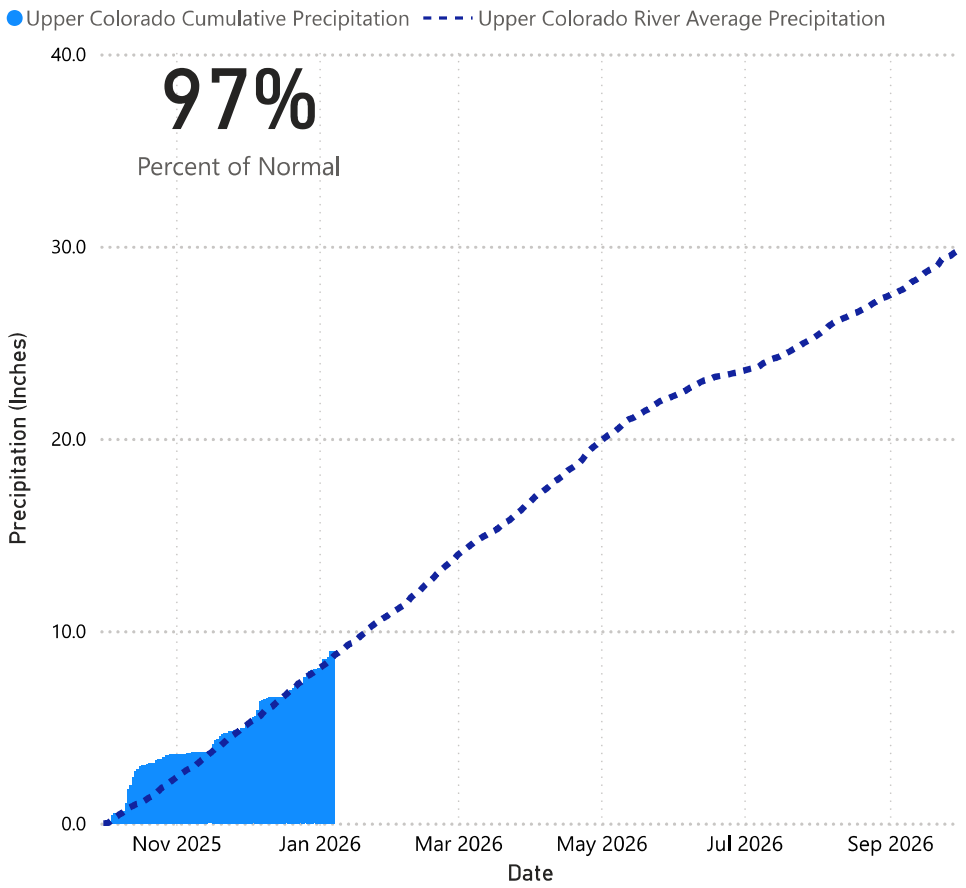

Fig. 6A Upper Colorado River Basin Daily Rainfall

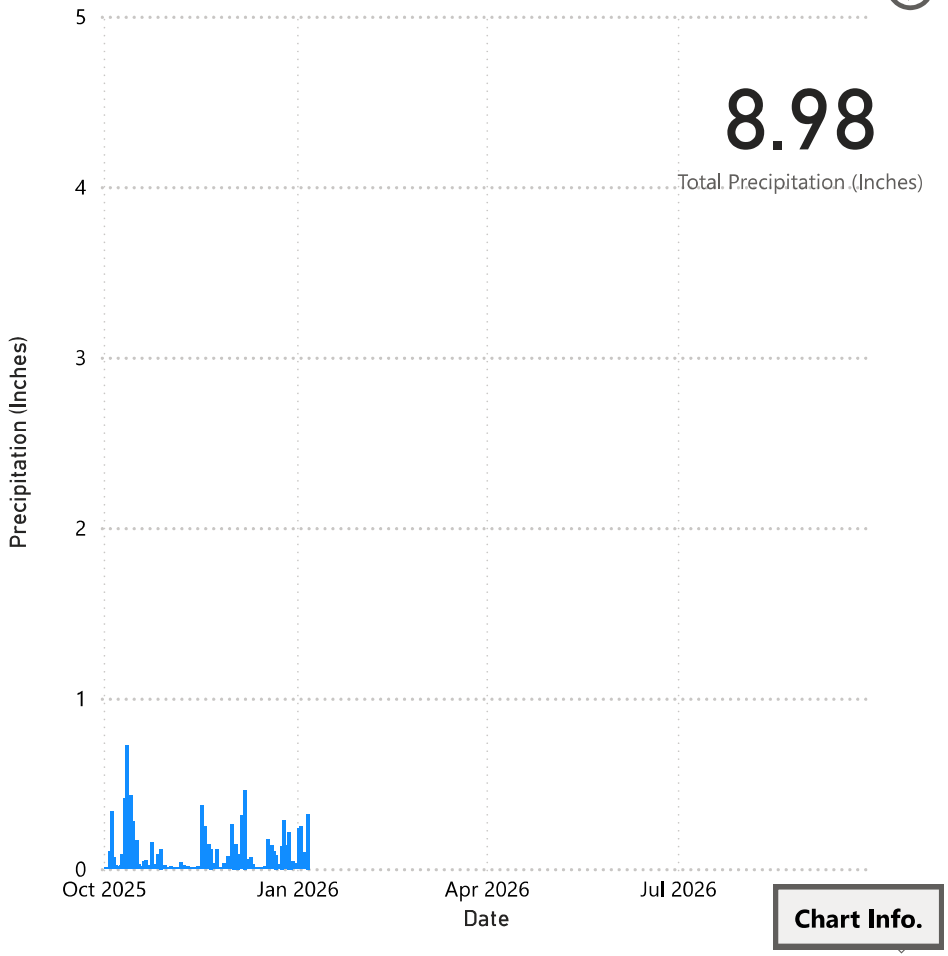

Water Year

2025-26 | 2024-25 | 2023-24 | 2022-23 | 2021-22 | 2020-21 | 2019-20 | 2018-19 | 2017-18 | 2016-17 | 2015-16 | 2014-15 | 2013-14 | 2012-13 | 2011-12 | 2010-11

Fig. 7 Lake Mathews Storage

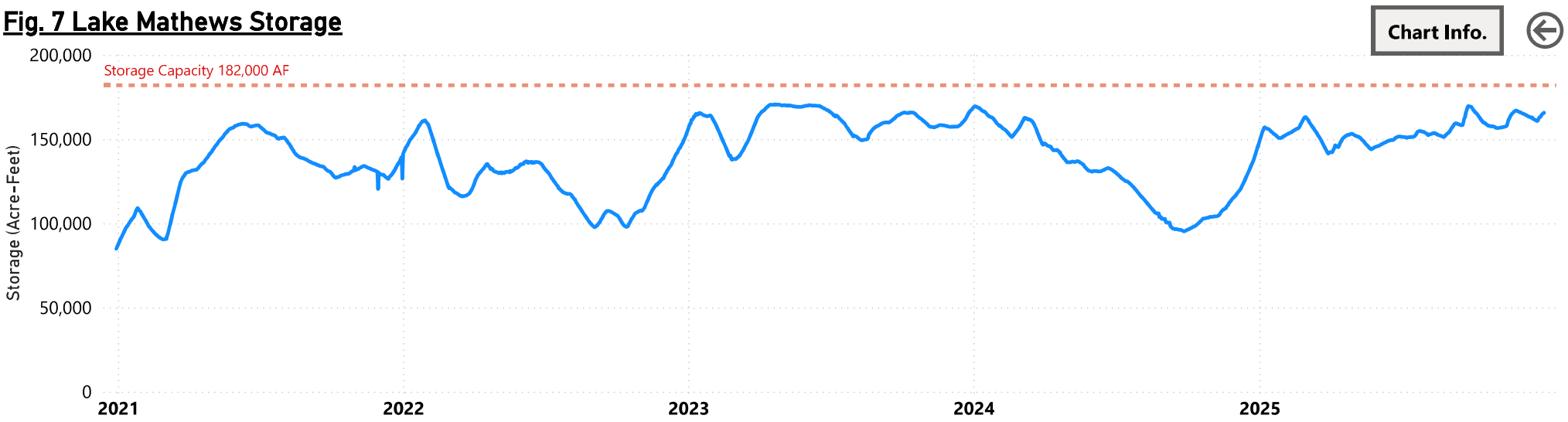

Fig. 8 Diamond Valley Lake Storage

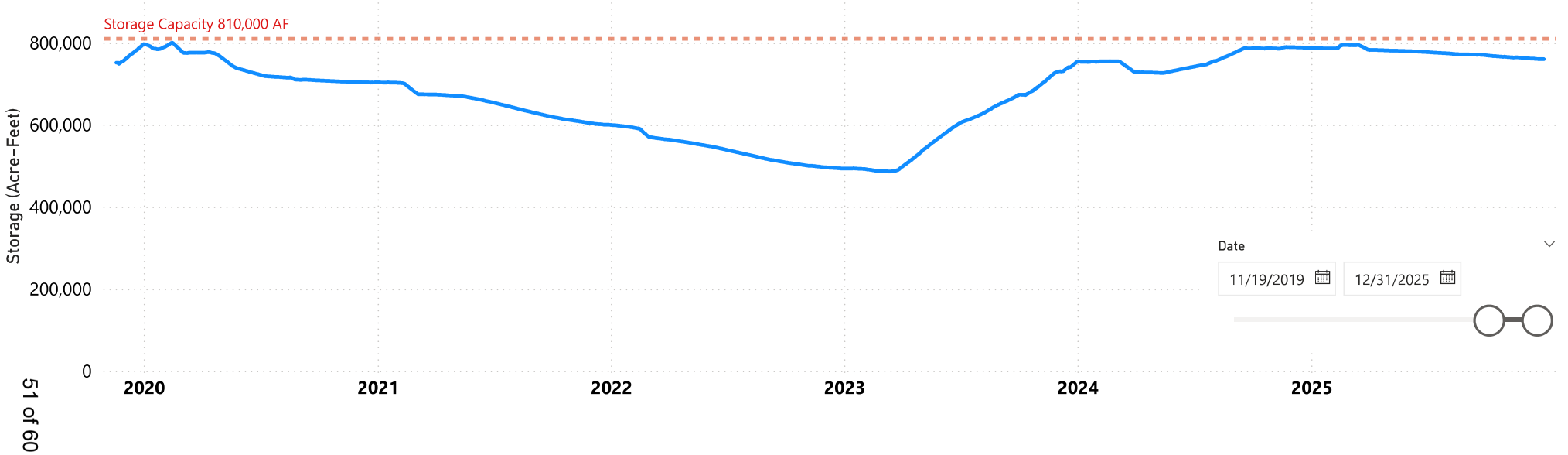

Fig. 9 Lake Oroville Storage vs. Historical Average

Chart Info.

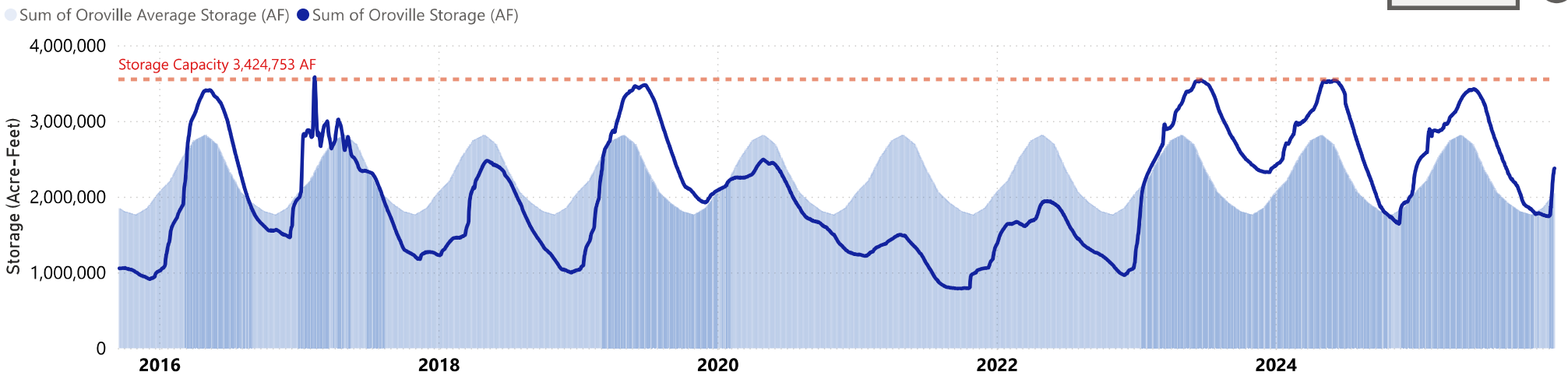

Fig. 10 San Luis Storage vs. Historical Average

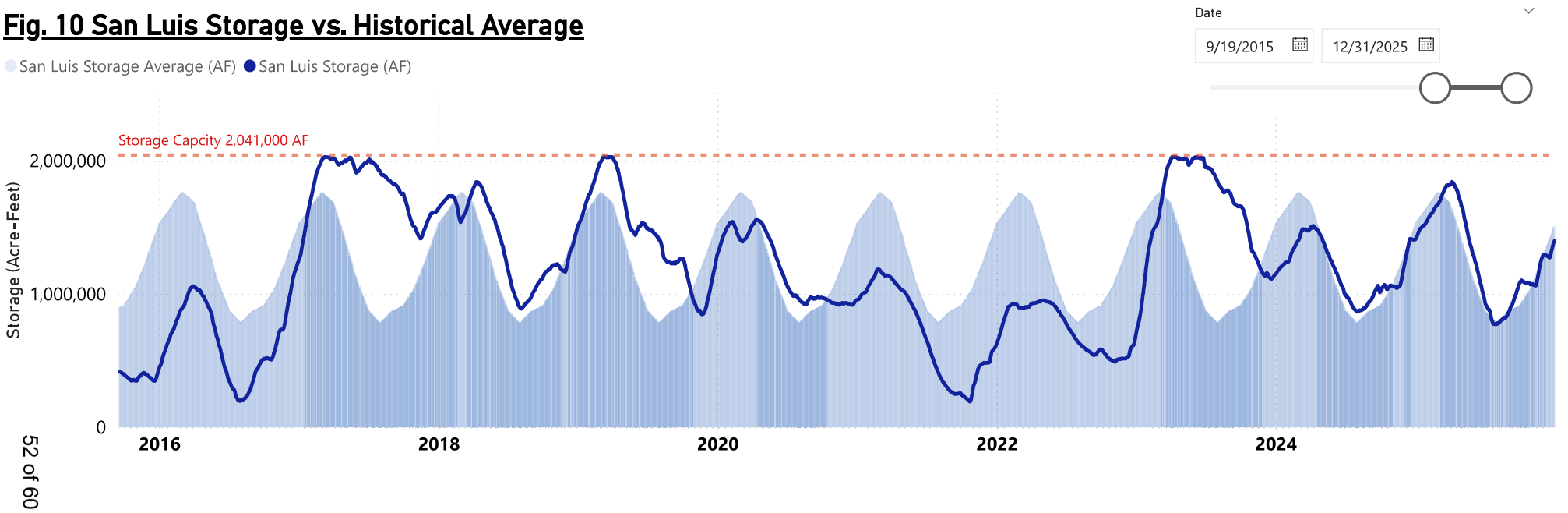

Fig. 11 Northern California SWE vs. Average

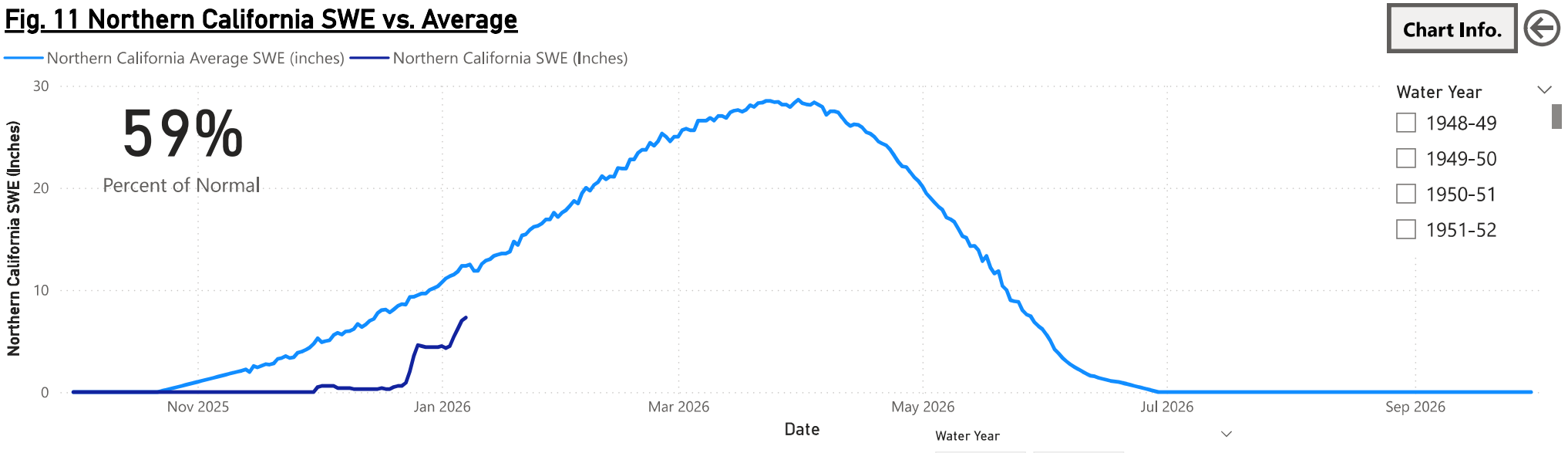



Fig. 11A Northern California SWE April 1st Peak (Inches) by Water Year

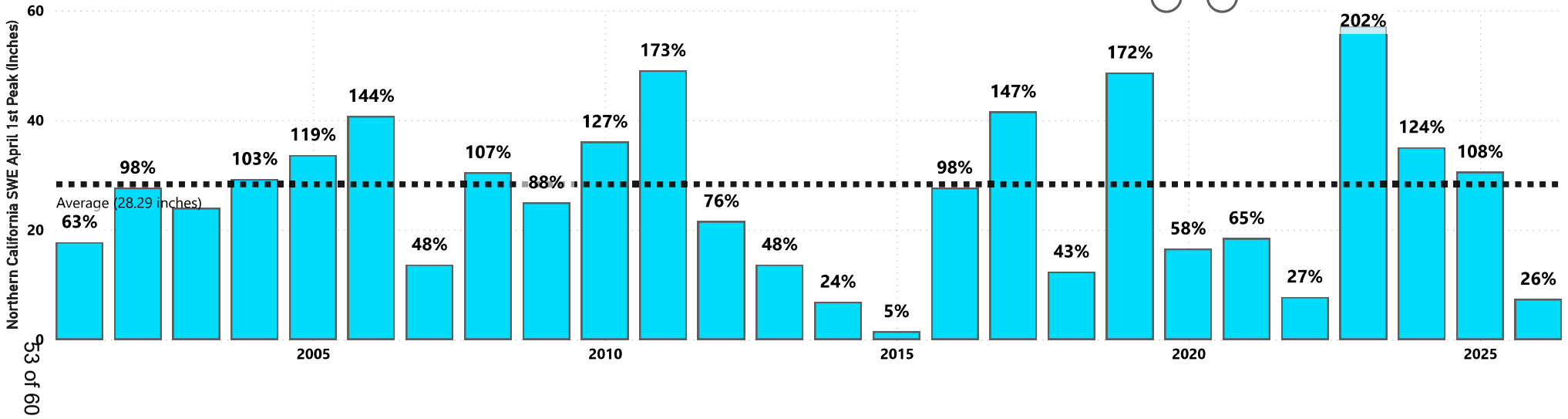

Fig. 12 Upper Colorado SWE vs. Average

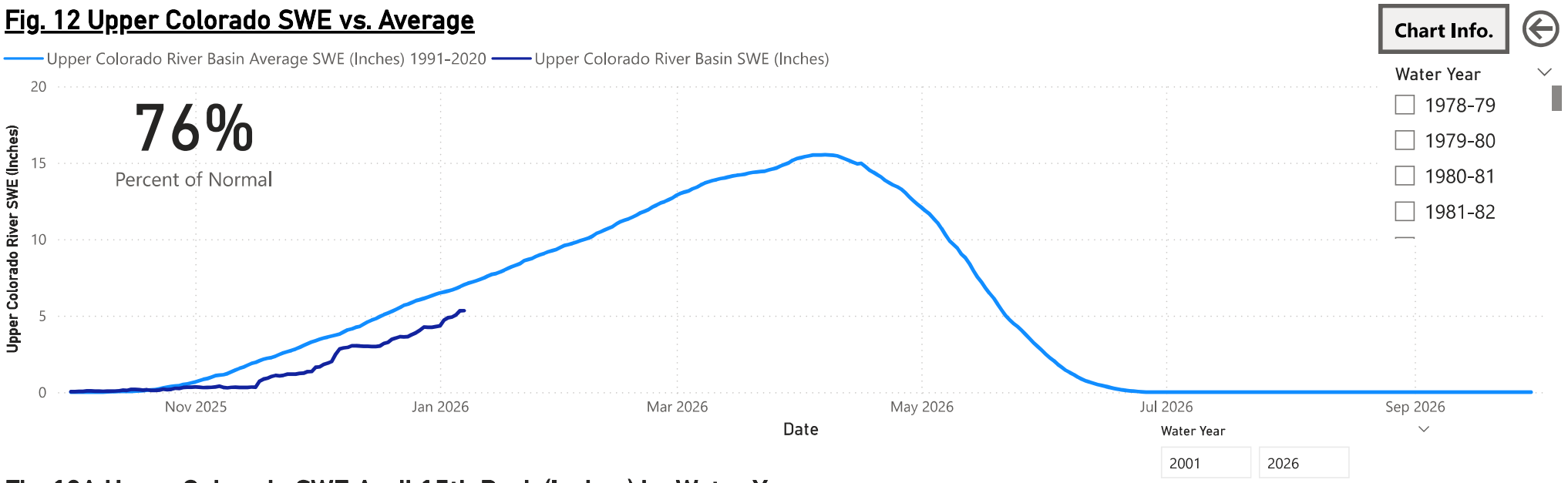

Fig. 12A Upper Colorado SWE April 15th Peak (Inches) by Water Year

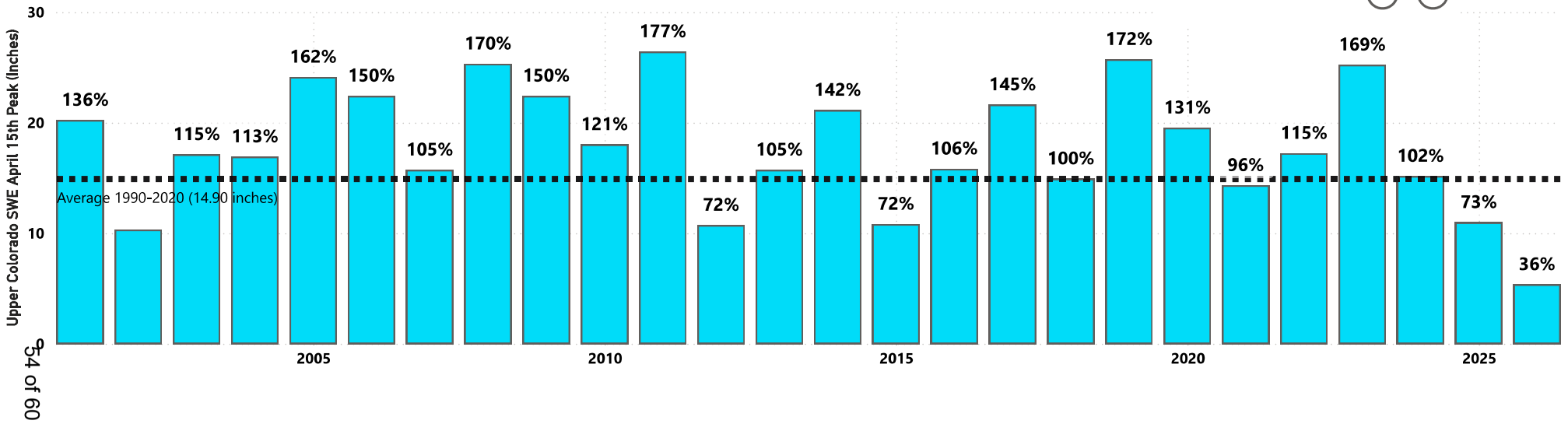

Fig. 13 SWP Table A Allocation Percentage

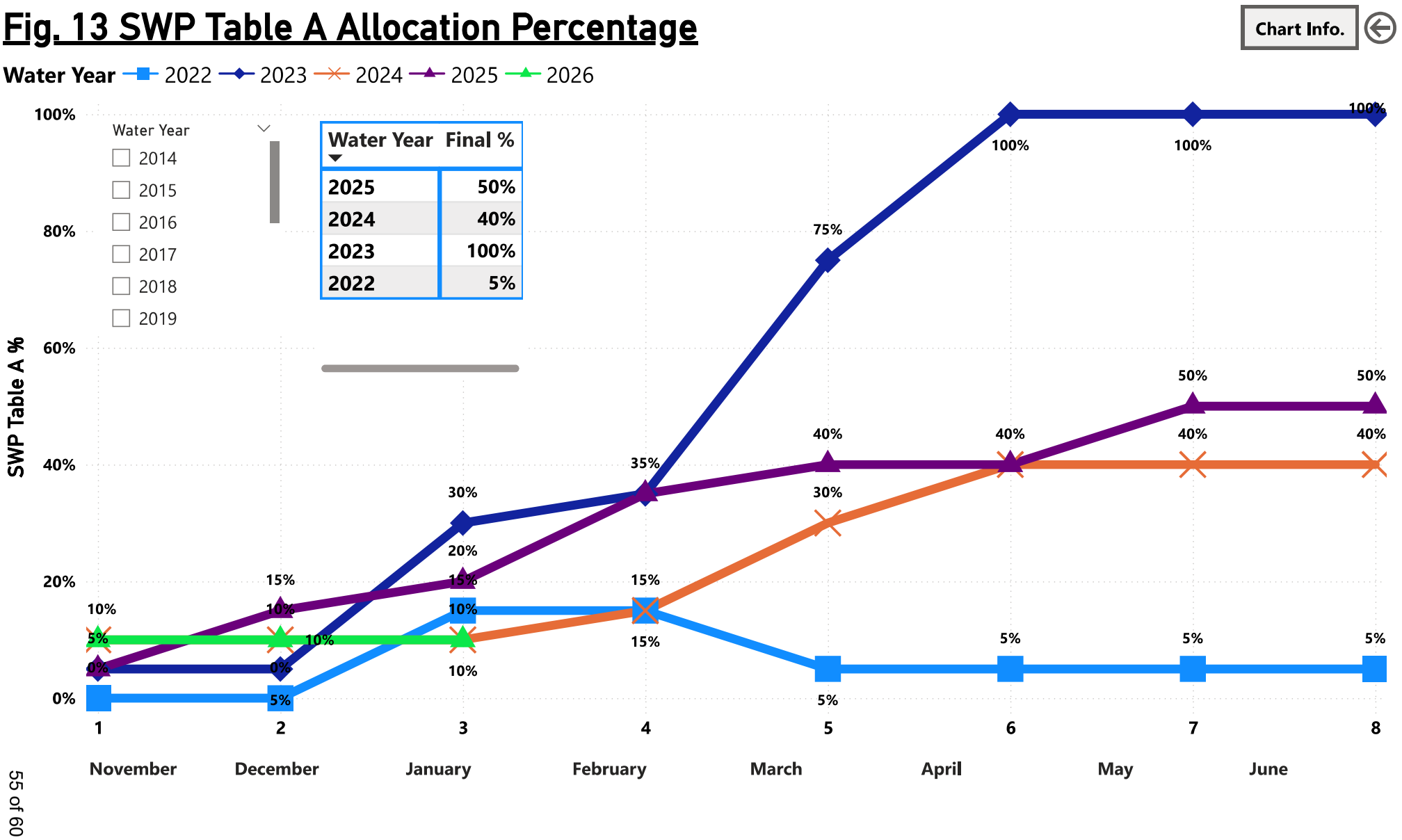

Fig. 14 Lake Mead Levels: Historical and Projected

Chart Info.

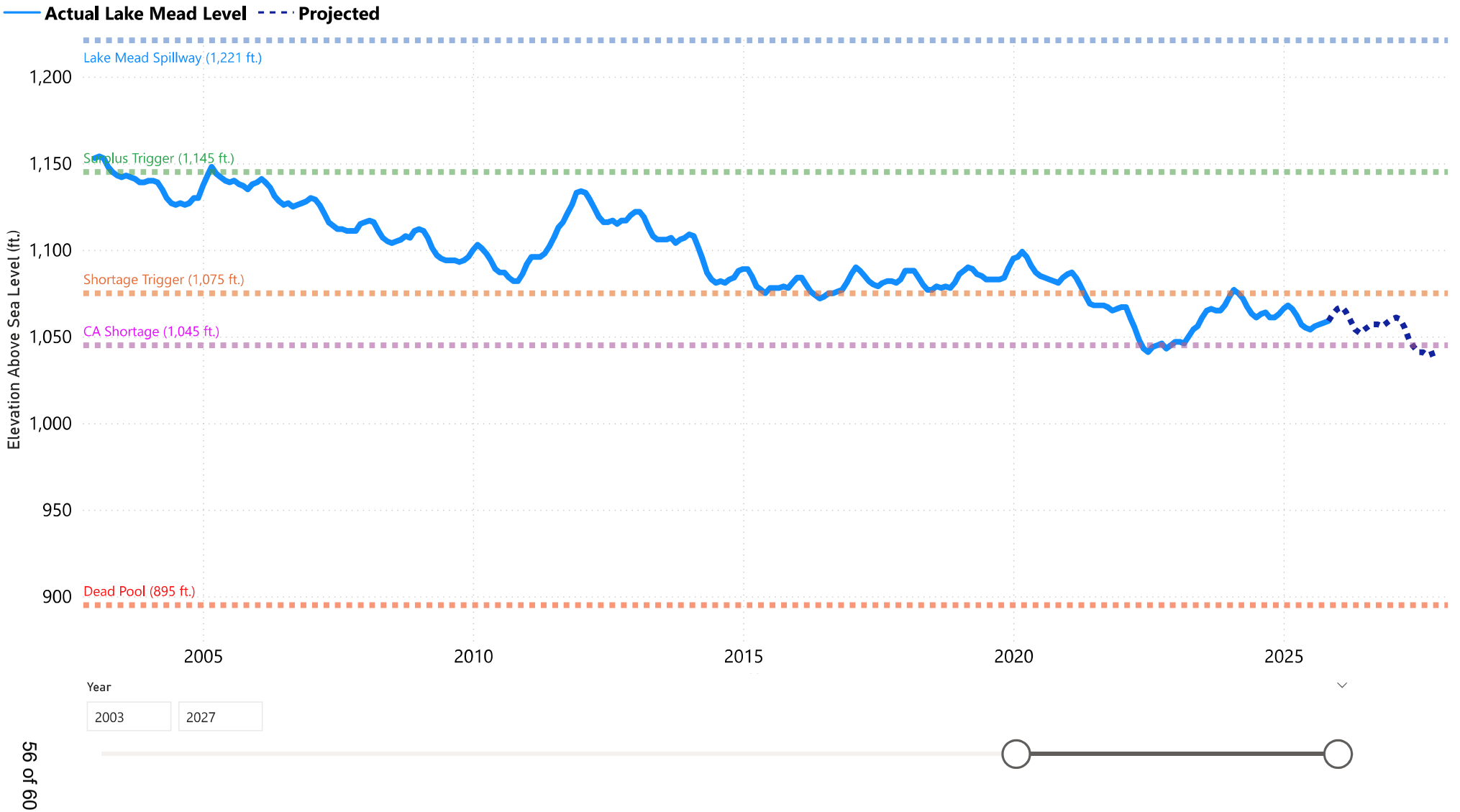

Fig. 15 Lake Powell Levels: Historical and Projected

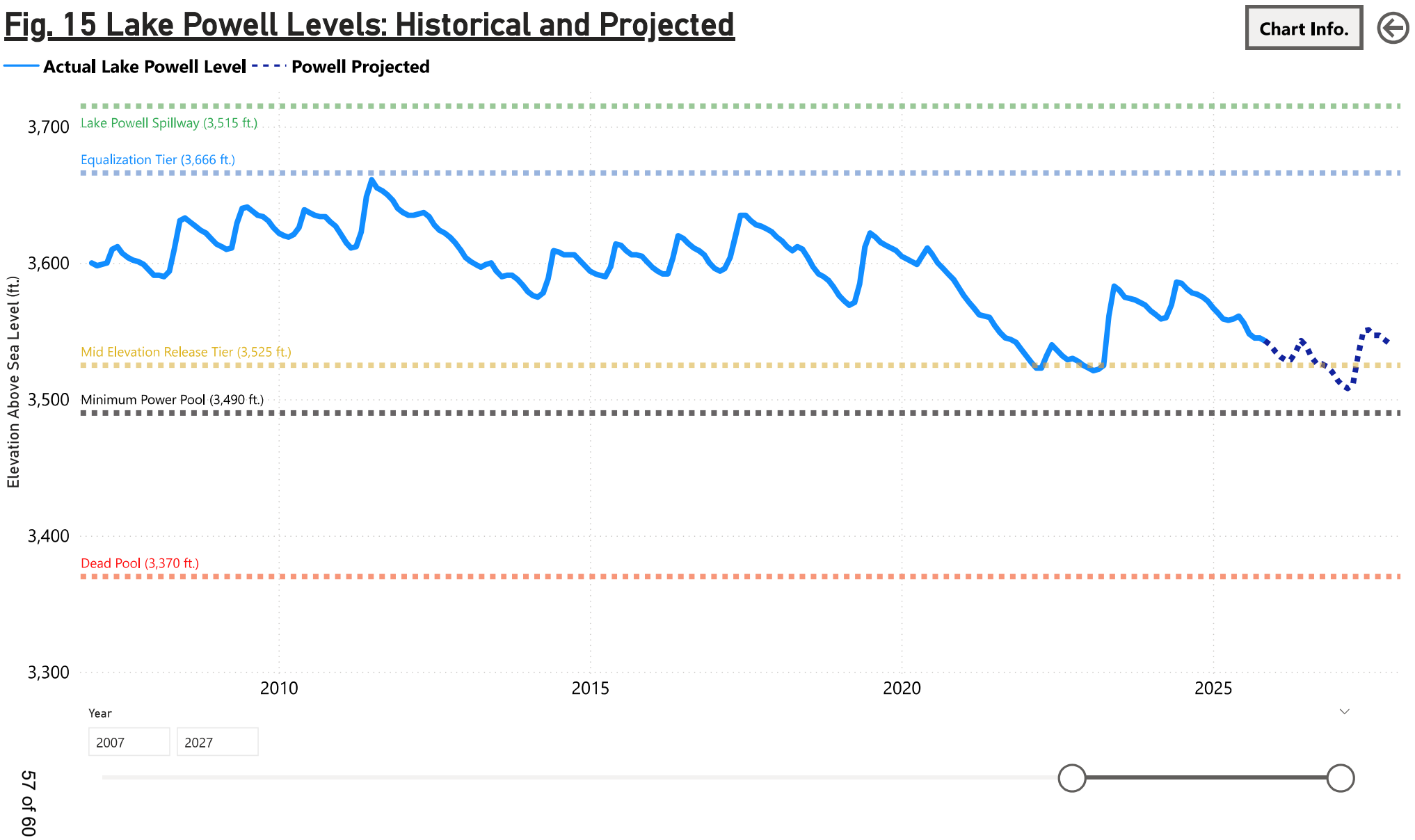

Fig. 16 Northern California SWE April 1st Peak (Inches) and Northern California Runoff (MAF) by Water Year

Chart Info.

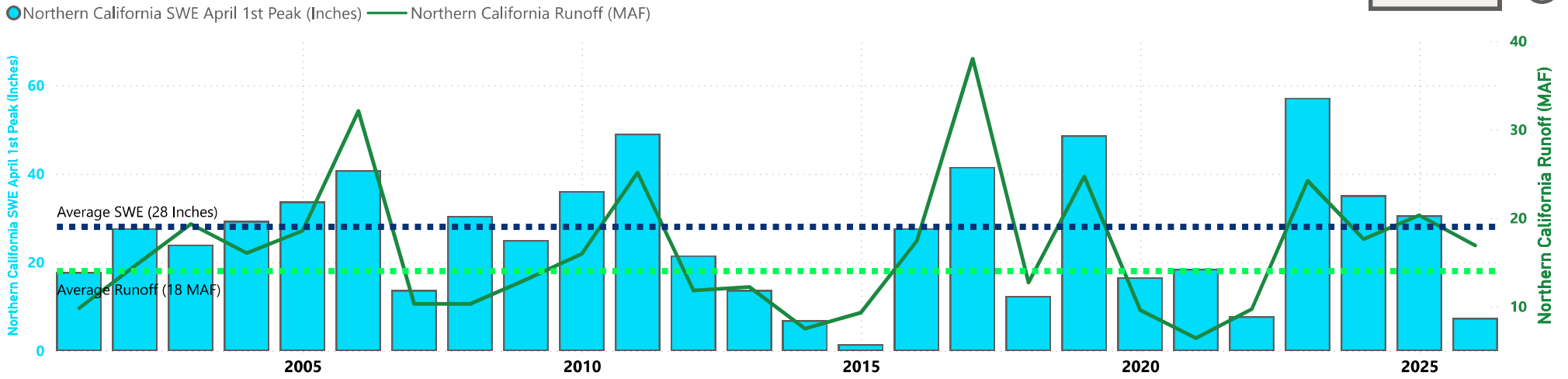

Fig. 17 Upper Colorado SWE April 15th Peak (Inches) and Actual Lake Powell Inflow (MAF) by Water Year

Water Year
2001
2026

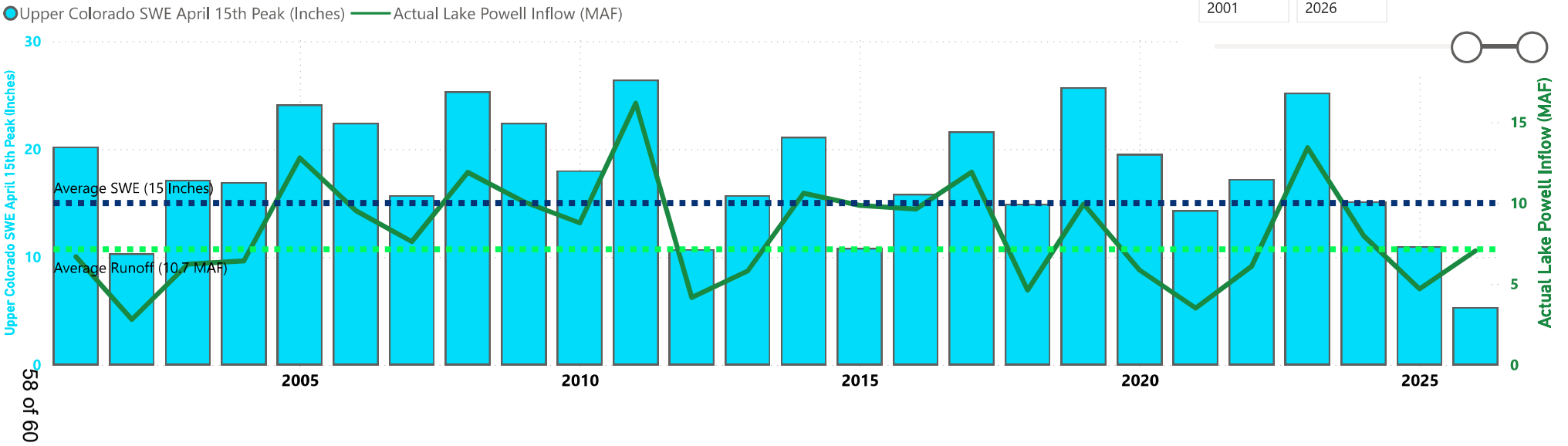

Fig. 18 Accumulated Overdraft of the OCWD Groundwater Basin

Chart Info.

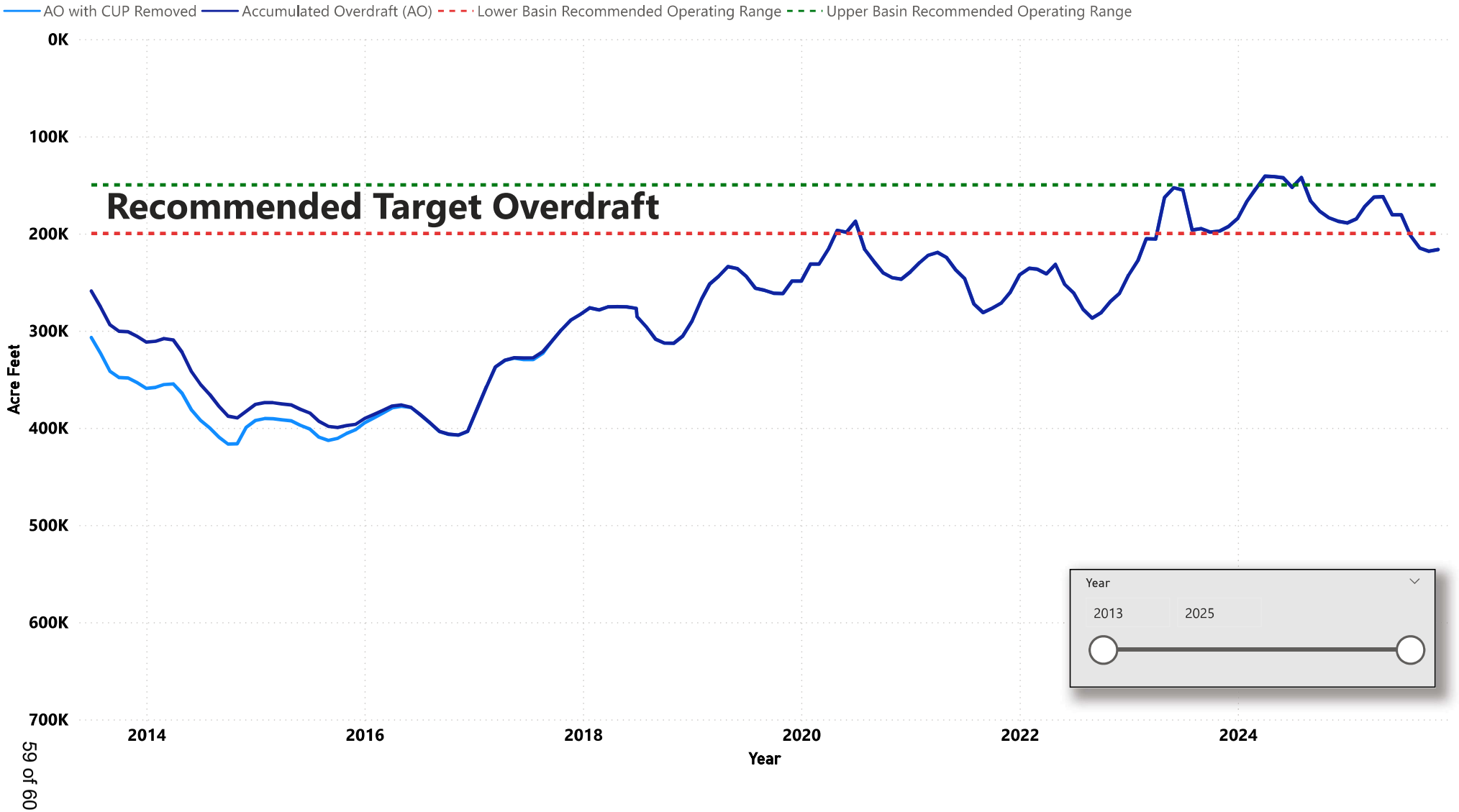

Fig. 19 MWD Historical Dry Year Storage

