MEETING OF THE BOARD OF DIRECTORS OF THE
MUNICIPAL WATER DISTRICT OF ORANGE COUNTY
Jointly with the
PLANNING & OPERATIONS COMMITTEE
July 3, 2023 8:30 a.m.

This meeting will be held in person. As a convenience for the public, the meeting may also be accessed by Zoom Webinar and will be available by either computer or telephone audio as indicated below. Because this is an in-person meeting and the Zoom component is not required, but rather is being offered as a convenience, if there are any technical issues during the meeting, this meeting will continue and will not be suspended.

Computer Audio: You can join the Zoom meeting by clicking on the following link:
https://zoom.us/j/8828665300

Telephone Audio:	**(669) 900 9128 fees may apply** **(877) 853 5247 Toll-free**
Webinar ID:	**882 866 5300#**

P&O Committee:
Director McVicker, Chair
Director Nederhood
Director Seckel

Staff: H.De La Torre, J. Berg, V. Osborn, T. Dubuque, D. Micalizzi, H. Baez, M. Baum-Haley, C. Busslinger, T. Baca

Ex Officio Member: Director Yoo Schneider

MWDOC Committee meetings are noticed and held as joint meetings of the Committee and the entire Board of Directors and all members of the Board of Directors may attend and participate in the discussion. Each Committee has designated Committee members, and other members of the Board are designated alternate committee members. If less than a quorum of the full Board is in attendance, the Board meeting will be adjourned for lack of a quorum and the meeting will proceed as a meeting of the Committee with those Committee members and alternate members in attendance acting as the Committee.

ROLL CALL

PUBLIC COMMENTS - Public comments on agenda items and items under the jurisdiction of the Committee should be made at this time.

ITEMS RECEIVED TOO LATE TO BE AGENDIZED - Determine there is a need to take immediate action on item(s) and that the need for action came to the attention of the District subsequent to the posting of the Agenda. (Requires a unanimous vote of the Committee)

ITEMS DISTRIBUTED TO THE BOARD LESS THAN 72 HOURS PRIOR TO MEETING -- Pursuant to Government Code section 54957.5, non-exempt public records that relate to open session agenda items and are distributed to a majority of the Board less than seventy-two (72) hours prior to the meeting will be available for public inspection in the lobby of the District's business office located at 18700 Ward Street, Fountain Valley, California 92708, during regular business hours. When practical, these public records will also be made available on the District's Internet Web site, accessible at http://www.mwdoc.com.

PRESENTATION ITEM

1. PRESENTATION REGARDING WEROC EXERCISE AND 2023-24 GOALS

DISCUSSION ITEM

2. STATUS REPORT REGARDING THE WEROC EOC PROJECT

ACTION ITEMS

3. SINGLE FAMILY RESIDENTIAL PRESSURE REGULATING VALVE REPLACEMENT PILOT PROGRAM

4. SPECIAL DISTRICT RISK MANAGEMENT AUTHORITY (SDRMA) ELECTION – BOARD OF DIRECTORS ELECTION 2023

INFORMATION ITEMS (The following items are for informational purposes only – background information is included in the packet. Discussion is not necessary unless requested by a Director.)

5. JUNE PUBLIC AFFAIRS HIGHLIGHTS

6. 2023 OC WATER SUMMIT UPDATE

7. MWDOC K-12 CHOICE SCHOOL PROGRAMS UPDATE

8. DEPARTMENT ACTIVITIES REPORTS
   a. Ongoing MWDOC Reliability and Engineering/Planning Projects
   b. WEROC
   c. Water Use Efficiency Projects
   d. Public and Government Affairs

9. REVIEW OF ISSUES RELATED TO PLANNING OR ENGINEERING PROJECTS, WEROC, WATER USE EFFICIENCY, FACILITY AND EQUIPMENT MAINTENANCE, WATER STORAGE, WATER QUALITY, CONJUNCTIVE USE PROGRAMS, EDUCATION, PUBLIC AFFAIRS PROGRAMS AND EVENTS, PUBLIC INFORMATION PROJECTS, PUBLIC INFORMATION CONSULTANTS, DISTRICT FACILITIES, and MEMBER-AGENCY RELATIONS

ADJOURNMENT

NOTE: At the discretion of the Committee, all items appearing on this agenda, whether or not expressly listed for action, may be deliberated, and may be subject to action by the Committee. On those items designated for Board action, the Committee reviews the items and makes a recommendation for final action to the full Board of Directors; final action will be taken by the Board of Directors. Agendas for Committee and Board meetings may be obtained from the District Secretary. Members of the public are advised that the Board consideration process includes consideration of each agenda item by one or more Committees indicated on the Board Action Sheet. Attendance at Committee meetings and the Board meeting considering an item consequently is advised.

Accommodations for the Disabled. Any person may make a request for a disability-related modification or accommodation needed for that person to be able to participate in the public meeting by telephoning Maribeth Goldsby, District Secretary, at (714) 963-3058, or writing to Municipal Water District of Orange County at P.O. Box 20895, Fountain Valley, CA 92728. Requests must specify the nature of the disability and the type of accommodation requested. A telephone number or other contact information should be included so that District staff may discuss appropriate arrangements. Persons requesting a disability-related accommodation should make the request with adequate time before the meeting for the District to provide the requested accommodation.

Regional Exercise Recap & FY 2023/24 Goals

P&O Committee Meeting
July 2023

1

WEROC Mission Statement

The Water Emergency Response Organization of Orange County (WEROC) Emergency Management Program is charged with supporting the resiliency of Orange County's water and wastewater agencies, and the community it serves by working with these agencies and the County to build, sustain, and improve the capability to mitigate against, prepare for, respond to, and recover from threatened or actual natural disasters, acts of terrorism, or other man-made disasters.

WEROC Vision Statement

Your Resiliency Is Our Legacy

2

2

Next Wave Exercise 2023

- Nearshore earthquake and Tsunami event on May 17, 2023
- Countywide exercise involving county, cities, and special districts
- Nine water/wastewater special district agencies participated also coordinated with cities regarding questions about water.
- WEROC Objectives
  - Demonstrate knowledge of the updated Emergency Operations Plan (EOP) and Position Binders
  - Demonstrate knowledge of coordinating and supporting a multi-agency field response through conference calls, emails, and AlertOC.
  - Demonstrate ability to obtain initial situation status from all water and wastewater agencies within the first two hours
  - Demonstrate knowledge of the processes and considerations involved in receiving resource requests and locating resources within the operational area and state
  - Establish one emergency water distribution points @ medium level in four district zones
  - Demonstrate and conduct one Multiagency Coordination System (MACS) call for policy decisions on prioritization of resources and to coordinate flow adjustments by hour 3

3

New Wave Exercise 2023











4

Water Distribution Drill
El Toro Water District

5



6

Initial Damage Assessment Drill
El Toro Water District

7

ArcGIS Field Maps | One app

5 key capabilities in one app

1. Map Viewing
2. Map Markup
3. Data Collection
4. Asset Inspection
5. Location Tracking

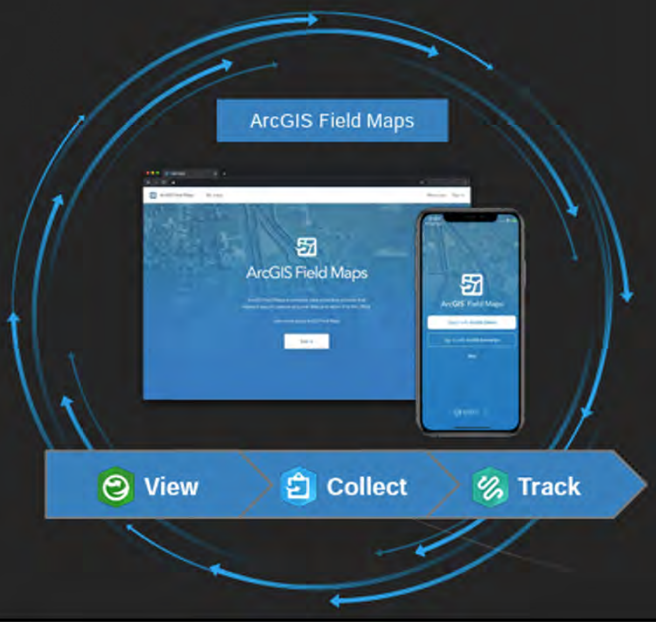

8

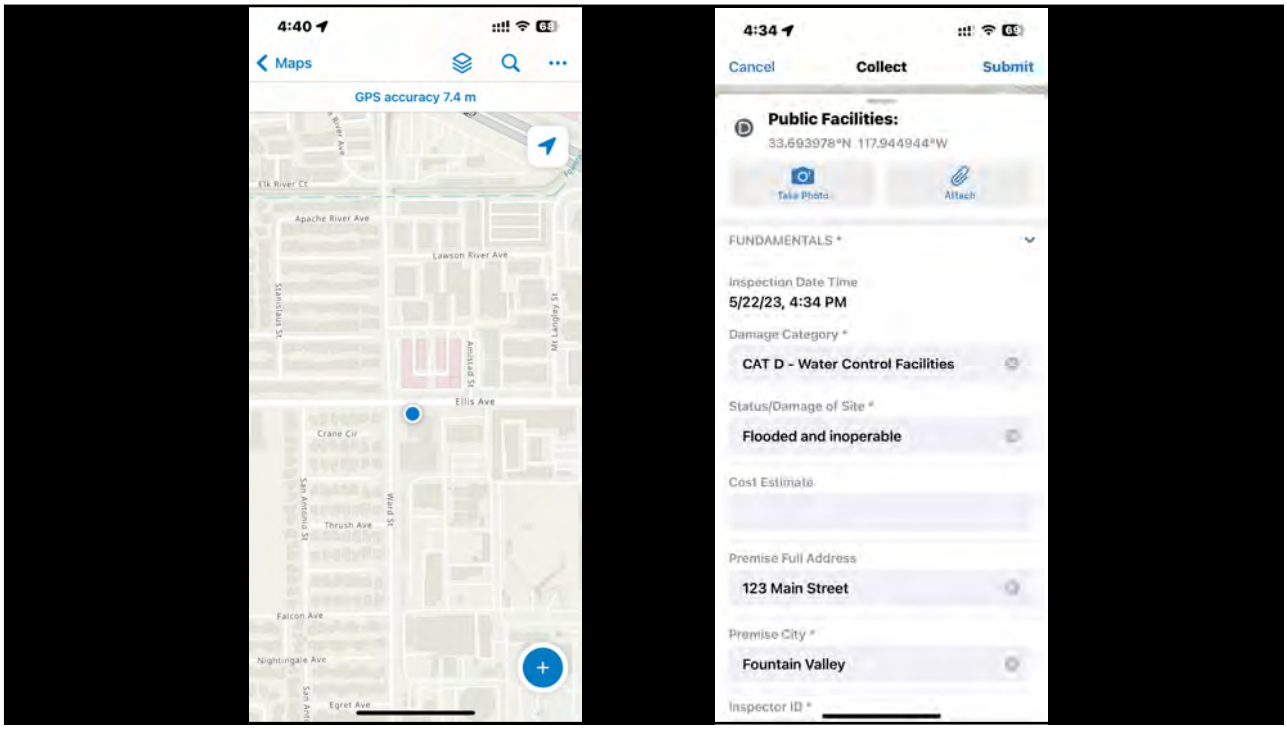
4:40
Maps
GPS accuracy 7.4 m
Elk River Ct
Apache River Ave
Lawson River Ave
Ellis Ave
Crane Cir
Thrush Ave
Falcon Ave
Nightingale Ave
Egret Ave
4:34
Cancel
Collect
Submit
Public Facilities:
33.693978°N 117.944944°W
Take Photo
Attach
FUNDAMENTALS *
Inspection Date Time
5/22/23, 4:34 PM
Damage Category *
CAT D - Water Control Facilities
Status/Damage of Site *
Flooded and inoperable
Cost Estimate
Premise Full Address
123 Main Street
Premise City *
Fountain Valley
Inspector ID *

9

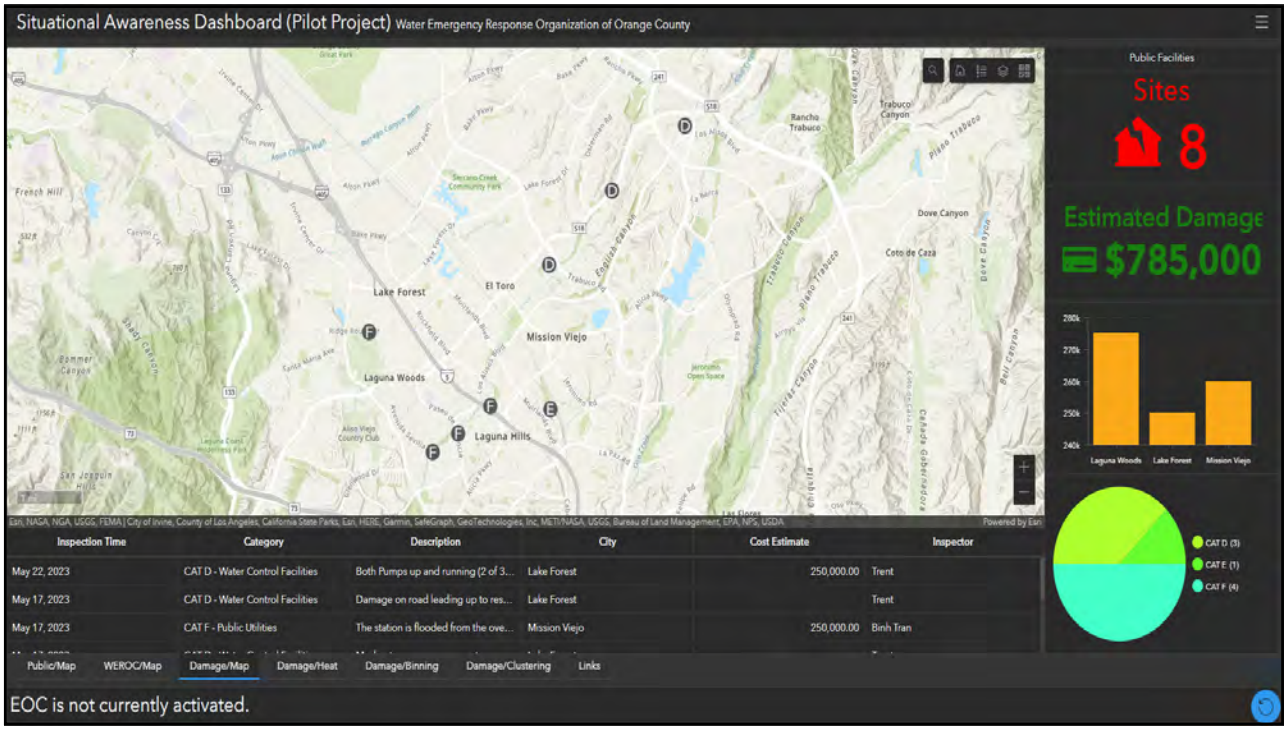
Situational Awareness Dashboard (Pilot Project)
Water Emergency Response Organization of Orange County
Public Facilities
Sites
8
Estimated Damage
$785,000
Lake Forest
El Toro
Mission Viejo
Laguna Woods
Laguna Hills
Rancho Trabuco
Trabuco Canyon
Dove Canyon
Coto de Caza
French Hill
Inspection Time
Category
Description
City
Cost Estimate
Inspector
May 22, 2023
CAT D - Water Control Facilities
Both Pumps up and running (2 of 3...
Lake Forest
250,000.00
Trent
May 17, 2023
CAT D - Water Control Facilities
Damage on road leading up to res...
Lake Forest
Trent
May 17, 2023
CAT F - Public Utilities
The station is flooded from the ove...
Mission Viejo
250,000.00
Binh Tran
CAT D (3)
CAT E (1)
CAT F (4)
Public/Map
WEROC/Map
Damage/Map
Damage/Heat
Damage/Binning
Damage/Clustering
Links
EOC is not currently activated.

10

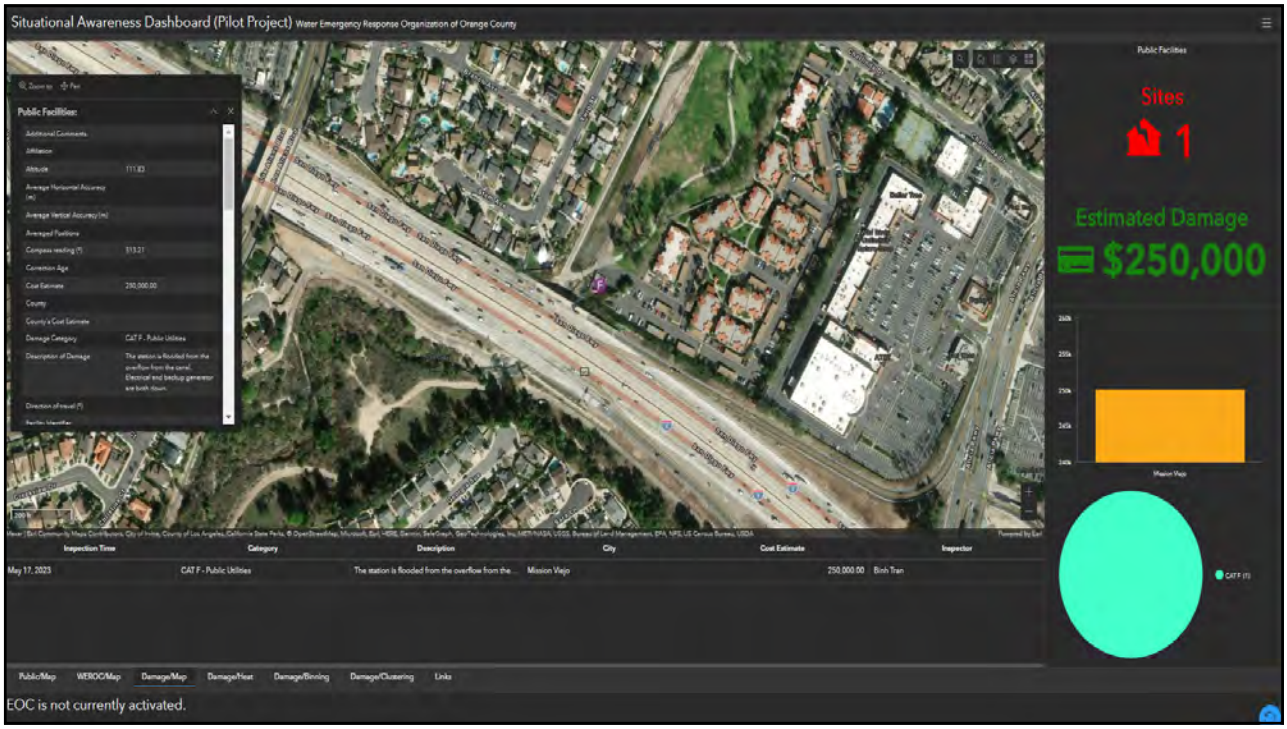
Situational Awareness Dashboard (Pilot Project)
Water Emergency Response Organization of Orange County
Public Facilities:
Public Facilities
Sites
1
Estimated Damage
$250,000
Inspection Time
Category
Description
City
Cost Estimate
Inspector
May 17, 2023
CAT F - Public Utilities
The station is flooded from the overflow from the...
Mission Viejo
250,000.00
Binh Tran
Public/Map
WEROC/Map
Damage/Map
Damage/Heat
Damage/Binning
Damage/Clustering
Links
EOC is not currently activated.

11


WEROC

12

Field Maps & Info Capture

- Strength
  - Cloud platforms provide GIS capabilities within reach for most agencies
  - Rapid data collection
  - Collect images and other media
- Weakness
  - Account logins/permissions
- Threats
  - Reliance on a broadband connection and batteries

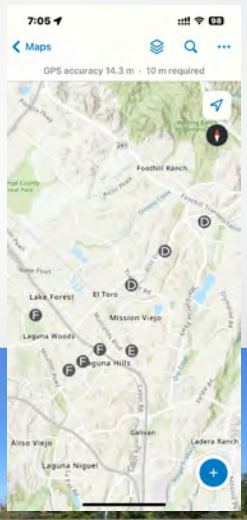



13

Lessons Learned

- Desire for more routine/monthly training
- Need for depth in staffing
- Need to reinforce capabilities of WEROC Alternate EOC
- Opportunities to strengthen emergency procurement and financial procedures
- Logistics, Water Distribution and Fuel Planning is a regional priority

14

Objective #1 - Demonstrate knowledge of the updated Emergency Operations Plan and Position Binders

The strengths and areas for improvement for each capability aligned to this objective are described in this section.

Planning

Strengths

The full capability level can be attributed to the following strengths:

- **Strength 1:** Operational Area Emergency Operations Plan (EOP), WEROC Emergency Operations Plan (EOP), WEROC Policies/Procedures, Red Book "Activation Guide," and position binders for key positions were available as hardcopies and on a shared network drive.
- **Strength 2:** Position books and reference materials were used by players during the exercise
- **Strength 3:** Appropriate forms were utilized
- **Strength 4:** Recent training sessions contributed to staff understanding to role/responsibilities

Areas for Improvement

The following areas require improvement to achieve the full capability level:

- **Area for Improvement 1:** Position Binders were not available for all EOC positions. The project to update all Position Binders was currently underway but was not completed at the time of the exercise. Of the four available Position Binders, an additional eight to ten require updating/revision.
- **Area for Improvement 2:** Players were observed to ask questions at times that illustrated an incomplete understanding of Position Binders and reference material content.

15

Objective #2 - Demonstrate knowledge of coordinating and supporting a multi-agency field response through conference calls, e-mails, and AlertOC.

The strengths and areas for improvement for each capability aligned to this objective are described in this section.

Operational Coordination

Strengths

The full capability level can be attributed to the following strengths:

- **Strength 1:** Pre-established e-mail distribution groups were used effectively to rapidly disperse information.
- **Strength 2:** Using Zoom to conduct video and audio conference calls provided an efficient platform for information exchange.
- **Strength 3:** Although the use of AlertOC was not required for this exercise, system configuration was up-to-date, and key staff members understood how to access and use the system.

Areas for Improvement

The following areas require improvement to achieve the full capability level:

- **Area for Improvement 1:** EOC staff used their work e-mail addresses to distribute work products. In a multi-shift/multi-day EOC environment, staff will likely change throughout the day. The practice of using personal work e-mail addresses could create confusion and delayed delivery of time-sensitive messages.
- **Area for Improvement 2:** EOC staff used work laptop computers which were dependent on their office computer for full functionality. Staff were observed connecting to the MWDOC VPN to remotely log into their desktop computers, where they could access links, e-mails, and documents. Laptops were largely not configured for standalone use, which created delays in accessing information and files.

16

Objective #3 - Demonstrate ability to obtain initial situation status from all water and wastewater agencies within the first two hours

The strengths and areas for improvement for each capability aligned to this objective are described in this section.

Situational Assessment

Strengths

The full capability level can be attributed to the following strengths:

- **Strength 1:** Immediately following activation, the Situation Unit Leader position was filled, and the planning team started work on coordinating information. They obtained updates through WebEOC, phone calls, and e-mail messages.
- **Strength 2:** Member agency status and information was plotted on displays throughout the EOC using whiteboards and glass surfaces.
- **Strength 3:** WebEOC was updated throughout the event to reflect current status

Areas for Improvement

The following areas require improvement to achieve the full capability level:

- **Area for Improvement 1:** The first situational report to member agencies was ready for distribution at 12:09 pm using a template; this initial report fell short of the goal for distribution within the first of two hours.
- **Area for Improvement 2:** Since the exercise did not involve all thirty-six water and wastewater agencies supported by WEROC, it was not possible to determine if the situation unit could compile a complete list of statuses within the given two-hour time period.

17

Objective #4 - Demonstrate knowledge of the processes and considerations involved in receiving resource requests and locating resources within the operational area and state

The strengths and areas for improvement for each capability aligned to this objective are described in this section.

Logistics

Strengths

The full capability level can be attributed to the following strengths:

- **Strength 1:** Most resource requests started with a phone call to the Liaison officer. That position was observed to collect information, ask pertinent questions about the request, and document needs on the ICS-213RR.
- **Strength 2:** The Logistics chief, upon receiving the completed ICS-213RR, started an assessment of which resources could be filled by member agencies using an inventory sheet.
- **Strength 3:** The Logistics chief, when unable to fill resource requests through member agencies, engaged the Finance chief in assessing available options for procuring materials. A business process meeting, which was quickly established after EOC activation, set the ground rules for procurement.
- **Strength 4:** Tracking of resource requests and statuses was plotted to whiteboards.

Areas for Improvement

The following areas require improvement to achieve the full capability level:

- **Area for Improvement 1:** Discussion with the Logistics chief revealed that current emergency spending limits within MWDOC may be insufficient.
- **Area for Improvement 2:** There were no standing procurement contracts for emergency use. Without existing contracts for a variety of services and equipment that may be needed in an emergency response, it may result in slow execution and delivery.
- **Area for Improvement 3:** The statewide water/wastewater mutual aid system "CalWarn" was not considered/engaged as an option while filling resource requests.

18

Objective #4 - Demonstrate knowledge of the processes and considerations involved in receiving resource requests and locating resources within the operational area and state

The strengths and areas for improvement for each capability aligned to this objective are described in this section.

Logistics

Strengths

The full capability level can be attributed to the following strengths:

- **Strength 1:** Most resource requests started with a phone call to the Liaison officer. That position was observed to collect information, ask pertinent questions about the request, and document needs on the ICS-213RR.
- **Strength 2:** The Logistics chief, upon receiving the completed ICS-213RR, started an assessment of which resources could be filled by member agencies using an inventory sheet.
- **Strength 3:** The Logistics chief, when unable to fill resource requests through member agencies, engaged the Finance chief in assessing available options for procuring materials. A business process meeting, which was quickly established after EOC activation, set the ground rules for procurement.
- **Strength 4:** Tracking of resource requests and statuses was plotted to whiteboards.

Areas for Improvement

The following areas require improvement to achieve the full capability level:

- **Area for Improvement 1:** Discussion with the Logistics chief revealed that current emergency spending limits within MWDOC may be insufficient.
- **Area for Improvement 2:** There were no standing procurement contracts for emergency use. Without existing contracts for a variety of services and equipment that may be needed in an emergency response, it may result in slow execution and delivery.
- **Area for Improvement 3:** The statewide water/wastewater mutual aid system "CalWarn" was not considered/engaged as an option while filling resource requests.

19

Objective #5 - Establish one emergency water distribution point @ medium level in four district zones

The strengths and areas for improvement for each capability aligned to this objective are described in this section.

Health and Safety

Strengths

The full capability level can be attributed to the following strengths:

- **Strength 1:** El Toro Water District (ETWD) established a single water distribution point within two hours of request.
- **Strength 2:** ETWD has established procedure, signage, and equipment for establishing water distribution sites.

Areas for Improvement

The following areas require improvement to achieve the full capability level:

- **Area for Improvement 1:** ETWD is still reinforcing its capabilities within this area. They currently only support a single water distribution point and fine-tuning their procedures and equipment.
- **Area for Improvement 2:** It was noted that not all water agencies in Orange County have procedures, training, and equipment to establish water points using fire hydrants.
- **Area for Improvement 3:** The Water Loss Control (WLC) technicians from MWDOC who assisted El Toro Water District with the Initial Damage Estimate data collection had challenges finding and accessing water infrastructure because of limited site visibility from streets and challenging access control.

20

Objective #6 - Establish a GIS dashboard for the electronic collection of Initial Damage Estimates

The strengths and areas for improvement for each capability aligned to this objective are described in this section.

Situational Assessment

Strengths

The full capability level can be attributed to the following strengths:

- **Strength 1:** The two two-person teams collected Initial Damage Estimates over eight sites at El Toro Water District facilities within 2 hours. Data collected included GPS location, site information, damage assessment, and photographs.
- **Strength 2:** A GIS dashboard in the EOC displayed the Initial Damage Estimates in real time and graphically categorized information by damage amount, city, and type.

21

Objective #7 - Demonstrate and conduct one Multi-agency Coordination System call for policy decisions on prioritization of resources and to coordinate flow adjustments by hour three

The strengths and areas for improvement for each capability aligned to this objective are described in this section.

Operational Coordination

Strengths

The full capability level can be attributed to the following strengths:

- **Strength 1:** The Multi-agency Coordination System call occurred at 10:15 am. Involved agencies included OCWD and OCSAN, who coordinated and made policy decisions on how to address system impacts and system flow as a result of damaged plant equipment.
- **Strength 2:** Decision-makers from each agency were present on the MACS call and participated
- **Strength 3:** The MACS call was organized, and decision-makers made rapid decisions to address the evolving scenario.

Areas for Improvement

The following areas require improvement to achieve the full capability level:

- **Area for Improvement 1:** Zoom was used as a conference bridge for the MACS call as there was no predefined conference call line established for the EOC.

22

WEROC's goals for FY2023:

- Maintain WEROC and OC water and wastewater agencies in a state of readiness to respond to emergencies. Key aspects include staffing, training, exercises, updating plans and procedures.
- Continue implementation and amendments to the WEROC Strategic Plan and continue to build upon the lessons learned from various training, exercises and real events.
- Implementation of the Logistics Plan with after action items captured from the Regional Tabletop Exercise that will incorporate how resources are coordinated within the WEROC Organization.
- Finalize and implement WEROC Emergency Water Distribution Plan by working with the County, cities and water agencies by region.

23

WEROC's goals for FY2023:

- Update the WEROC Map Atlas. These maps contain critical information for both water and wastewater. Additionally, jurisdiction areas are divided into the Public Safety Power Shutoff Zones. Project will include incorporation of hardcopy and GIS layers. These maps were updated back in 2017 and infrastructure and water system oversight in some areas have changed.
- Development of the Regional Water and Wastewater Fuel Plan Project.
- Establish a contract for the update of the Orange County Regional Water and Wastewater Hazard Mitigation Plan and the AWIA Project. This is a choice contract. The last revision to the HMP included 20 water and wastewater agencies. This plan is valid and approved by FEMA until March 2, 2025. AWIA agencies compliance is also due in 2025 for RRA and ERPs revisions.

24

Item No. 2

DISCUSSION ITEM
July 3, 2023

TO: **Planning & Operations Committee**
(Directors McVicker, Nederhood and Seckel)

FROM: **Harvey De La Torre, Interim General Manager**

Staff Contact: Vicki Osborn

SUBJECT: **Status Report Regarding the WEROC EOC Project**

STAFF RECOMMENDATION

Staff recommends the Planning & Operations Committee:

COMMITTEE RECOMMENDATION

Committee recommends (To be determined at Committee Meeting)

DETAILED REPORT

The purpose of this Discussion Staff report is to prepare the Board for Action at the August 2023 Board Meeting.

At the March 2023 P&O Committee meeting, the Director of Emergency Management requested action by the Board use of up to $500,000 of available reserve funding, approved by the Board on June 15, 2022 for the federal 25% local match, to purchase a mobile EOC/Command Vehicle; and not move forward with the construction of the WEROC EOC project at the ETWD site.

The Board concurred with the termination of the South EOC permanent project with El Toro Water District and requested WEROC to come back with more specific numbers about the purchase of a mobile vehicle, pursue potential appropriations funding from the federal level, and continue to see a location to serve as a location point for the South EOC as an alternative measure.

When the agendas for the July meetings were originally drafted, WEROC has not received any information regarding its appropriations requested the federal level. As of June 23rd,

Budgeted (Y/N): N	Budgeted amount: n/a	Core	
Action item amount: n/a	Line item:		
Fiscal Impact (explain if unbudgeted):			

WEROC received information that the WEROC Mobile EOC Project did not move forward in the process and was cut.

At the July 20th MWDOC Managers Meeting, the Director of Emergency Management will recap the historical of the project and present the two alternatives for the WEROC member agencies & MWDOC managers to consider:

1. Recap of the meeting with the member agency offering to reconfigure their workspace for WEROC during their remodel project. This meeting is occurring on July 17th.
2. Overview of the project and costs for a Mobile EOC/Command Vehicle that would meet the standard needs of a EOC during a disaster, and serve as a regional asset for agency which may require the use during non-regional events.

This vehicle will feature independent power sources, communications systems and supply reserves. Thus, it is a backup to brick-and-mortar facilities during natural disasters and other emergencies. This will allow WEROC to turn any conference room or space into an EOC facility. Additionally, this vehicle is available to any member agency requiring the use of a mobile command vehicle an incident location.

Based on the input and support from the member agencies, the WEROC Director of Emergency Manager will be providing a full presentation and request for action at the August 2023 P&O Committee meeting for final approval at the August 16th Board Meeting.

Item No. 3

ACTION ITEM
July 19, 2023

TO: Board of Directors

FROM: **Planning & Operations Committee**
(Directors McVicker, Nederhood and Seckel)

Harvey De La Torre, Interim General Manager

Staff Contact: J. Berg, Director of Water Use Efficiency

SUBJECT: **Single-Family Residential Pressure Regulating Valve Replacement Pilot Program**

STAFF RECOMMENDATION

Staff recommends the Board of Directors ratify the contract between MWDOC and Santa Margarita Plumbing & Air, Inc. (RSM Plumbing) for implementation of the Pressure Regulating Valve Replacement Pilot Program in the Santa Margarita Water District service area.

COMMITTEE RECOMMENDATION

Committee recommends (To be determined at Committee Meeting)

SUMMARY

In July 2019, the Board authorized staff to implement a Pressure Regulating Valve Replacement Pilot Program (PRV Pilot Program). A copy of the 2019 staff report is provided as Attachment A. As defined in the staff report, the purpose of this effort is to evaluate the water savings potential of replacing failed Pressure Regulating Valves in single-family residential homes and consider the viability of a new incentive program.

Santa Margarita Water District is interested in hosting this research in their service area, but has requested to use a local plumbing contractor not yet approved by the MWDOC Board. As a result, the purpose of this Action Item is to ask the Board to ratify the contract between MWDOC and Santa Margarita Plumbing & Air, Inc. (RSM Plumbing) for implementation of

Budgeted (Y/N): Y	Budgeted amount: N/A	Core X__	Choice __
Action item amount: N/A	Line item:		
Fiscal Impact (explain if unbudgeted): N/A			

the Pressure Regulating Valve Replacement Pilot Program in the Santa Margarita Water District service area.

DETAILED REPORT

Program Status

To date, across five host water agency service areas, a total of 336 pressure regulating valves (PRVs) have been tested at single-family homes. Of these, 260 were found to be functioning properly, and 76 were determined to have failed and were subsequently replaced, as shown in Table 1. This data indicates a 23% failure rate of existing PRVs.

Table 1.
PRV Replacements to Date

Host Water Agency	Number of PRV Replacements
Irvine Ranch WD	7
Laguna Beach CWD	11
Mesa Water	34
Santa Margarita WD*	1
South Coast WD	23
Total:	**76**

* Installed by Large Plumbing in 2022 with SMWD permission; resident heard about the Program through a friend.

These PRV tests and replacements have resulted in an investment of $106,245, or 43% of the July 2019 Board authorization of $249,850. An additional 24 PRV replacements are needed to achieve our goal of 100 replacements before beginning the statistical water savings evaluation.

Santa Margarita Water District Program Interest

To assist MWDOC with the replacement of the remaining 24 PRVs, Santa Margarita Water District (SMWD) expressed an interest in hosting the PRV Pilot Program in their service area. Over the past few years, SMWD has established an informal relationship with a local plumbing contractor, RSM Plumbing, to better understand water-related plumbing issues in their service area. Because of this relationship, SMWD requested that RSM Plumbing provide the PRV testing and replacement services to their customers. To accommodate this request, staff reached out to RSM Plumbing to negotiate pricing for the PRV Pilot Program. During these discussions, staff found RSM Plumbing to be very knowledgeable about PRVs and testing methods and able to deliver the high standard of customer service we require. RSM Plumbing agreed to pricing that is more favorable to the pricing currently being billed by EcoTech Services, Inc. and Large Plumbing approved by the Board in July 2019. Fees for all three contractors are summarized in Table 2.

Cost

Site visit cost is determined by whether the PRV is deemed to be working properly (resulting in a Test-Only visit) or if it has failed and needs to be replaced (resulting in a Test and Replace visit). Test and Replace costs also vary by PRV size; the most commonly replaced size is a 1 inch, followed by ¾ inch.

Staff estimates the cost to achieve the replacement of 24 more PRVs will range from $21,000 to $28,500, depending on the frequency of failed PRVs within participating homes. Staff anticipates this project will come in well under the original budget; however, in no case will staff exceed the original authorization of $249,850.

Staff recommends the Board of Directors ratify the contract between MWDOC and RSM Plumbing for implementation of the PRV Pilot Program in the Santa Margarita Water District service area.

Table 2.
PRV Pilot Program Unit Costs

Plumbing Contractor	PRV Test-Only Fee	PRV Test & Replace Fee
EcoTech Services, Inc.	$160	$560 for under 1¼" $800 for 1¼" and above
Large Plumbing	$215	$635 for under 1¼" $800 for 1¼" and above
RSM Plumbing	$165	$564.04 for ¾" $615.96 for 1" $1,014.55 for 1¼" $1,443.72 for 1½"

BOARD OPTIONS

Option #1: Staff recommends the Board of Directors ratify the contract between MWDOC and Santa Margarita Plumbing & Air, Inc. for implementation of the Pressure Regulating Valve Replacement Pilot Program in the Santa Margarita Water District service area.

> **Fiscal Impact:** Santa Margarita Plumbing & Air, Inc. is offering more favorable pricing compared to existing contractors, which will result in cost savings.
> **Business Analysis:** Honoring SMWD's request and ratifying the contract with Santa Margarita Plumbing & Air, Inc. will allow staff to complete installation of the lasts 24 PRVs so a statistical water savings evaluation can be performed.

Option #2: Do not ratify the contract with Santa Margarita Plumbing & Air, Inc. and continue to utilize existing plumbing contractors to complete installation of the last 24 PRVs so a statistical water saving evaluation can be performed.

> **Fiscal Impact:** Miss an opportunity for cost savings.
> **Business Analysis:** Do not honor SMWDs request to utilize Santa Margarita Plumbing & Air, Inc..

STAFF RECOMMENDATION

Option # 1

Attachment A

ACTION ITEM
July 17, 2019

TO: Board of Directors

FROM: **Planning & Operations Committee**
(Directors Yoo Schneider, Dick, Tamaribuchi)

Robert Hunter, General Manager Staff Contact: J. Berg, Director of WUE

SUBJECT: **Pressure Regulating Valve Replacement Pilot Program**

STAFF RECOMMENDATION

Staff recommends the Board of Directors to authorize the General Manager to enter into professional services agreements with EcoTech Services, Inc. and Large Plumbing to provide pressure regulating valve testing and replacement services at a cost not to exceed $249,850.

COMMITTEE RECOMMENDATION

Committee recommends (To be determined at Committee Meeting)

SUMMARY

The proposed Pressure Regulating Valve Replacement Pilot Program (PRV Pilot Program) will utilize contracted plumbers to replace non-functioning PRVs at single-family residences that are within high-pressure areas. By reducing pressure, plumbing fixtures in the home will flow at lower rates, thereby reducing water use, and piping will be protected, lowering the likelihood of leaks. This PRV Pilot Program will function as a water-saving and leak-prevention effort and, in addition, MWDOC will perform a technical evaluation of the Program. This analysis will provide valuable insight to the water savings potential of the Program, filling a void in applicable research, and will be shared with other agencies interested in implementing similar programs. If significant water savings are found, staff will evaluate the most effective long-term program implementation framework for broader implementation.

DETAILED REPORT

It is estimated that PRVs have a useful life of ten to twelve years. When PRVs fail, they usually fail in the open position, thereby increasing indoor water pressure to street pressure. As a result, all plumbing fixtures, appliances, and leaks are likely flowing at higher rates causing an increase in water use. Replacing a defective PRV will reduce home pressure for indoor water use, thus preserving and protecting water using devices, appliances, and piping. The California Plumbing Code requires homes and businesses to have a pressure regulating valve (PRV) when the water supply pressure or street pressure is 80 psi or greater.

According to the Uniform Plumbing Code Illustrated Training Manual:

> [a] limit of 80 psi (551.6 kPa) is the maximum static pressure of any water supply system. The reason for this is to reduce water hammer, unnecessary use of water, splashing, excessive discharge of pressure relief valves, and to protect appliance and fixture valves and mechanisms from pressure that exceeds their design limits. Any installation with pressures above 80 psi will require a pressure regulating valve to limit the pressure to 80 psi or below.

Staff is proposing implementation of a PRV Pilot Program, in partnership with member agencies such as the City of Brea, Mesa Water, and Santa Margarita Water District, to evaluate the viability of a PRV replacement program to save water. The PRV Pilot Program will rely on licensed plumber(s) to canvas targeted neighborhoods known to have high pressure. With the homeowner's permission, the licensed plumber will test the PRV. If the test results in a failed PRV, the licensed plumber will offer to replace it with a new one at no cost to the homeowner's owner. Pre and post retrofit water use will be collected and analyzed by MWDOC staff to quantify water savings.

Request for Proposals Process

Staff composed and distributed a Request for Proposals (RFP) outlining the desired services and schedule for the PRV Pilot Program. On March 7, 2019, the RFP was distributed to more than 150 licensed plumbing contractors capable of providing the needed services. On March 20, 2019, staff held an RFQ informational meeting to review the RFP with potential respondents and give them an opportunity to ask questions regarding the desired work to be performed. Four plumbing contractors attended this meeting. The RFP required proposals to be submitted to MWDOC on March 28, 2019. Six plumbing contractors submitted proposals for the PRV Pilot Program: Coast View Plumbing, Inc., EcoTech Services, Inc., Justin Time Plumbing, Large Plumbing, Severson Plumbing Services, Inc., and T.E. Roberts, Inc.

All of the plumbing contractor's proposals described their capabilities to perform the required services of the PRV Pilot Program. All were deemed qualified to perform the services based on verification of their credentials, proposed cost, and references. Table 1 below lists the plumbing contractor and their fees to replace a defective PRV.

Table 1
Pressure Regulating Valve Fee Structure

Plumbing Contractor	PRV Replacement Cost
Large Plumbing	$550.00
EcoTech Services, Inc.	$560.00
Severson Plumbing Services, Inc.	$590.00
Justin Time Plumbing	$625.00
Coast View Plumbing, Inc.	$678.00
T.E. Roberts, Inc.	$927.00

MWDOC proposes to hire two licensed Contractors, Large Plumbing and EcoTech Services, Inc. to perform the needed services of the PRV Replacement Program. Approximately 560 sites in high-pressure-zone-designated neighborhoods in Orange County will be offered PRV testing. These areas will be identified by the participating water agencies, and it will be the responsibility of the licensed Contractor(s) to determine if the existing PRV has failed and, if applicable, replace it with a new PRV.

Table 2 outlines the unit costs for sites receiving a PRV Replacement and sites receiving a PRV Test. PRV Replacement sites include PRV testing, and parts and labor for replacing a malfunctioning PRV. PRV Test sites receive only a PRV Test when a Test result verifies a properly functioning PRV.

Table 2
Unit Costs for Sites Receiving a PRV Replacement and Sites Receiving a PRV Test

Type of Site Visit	Cost Per Site	Estimated # of Sites	Total Cost
Site visit resulting in PRV Replacement	$560	390 (70%)	$218,400
Site visit resulting in PRV Test	$185	170 (30%)	$31,450
Total		560	$249,850

Research Evaluation

The PRV Pilot Program will serve as a data collection and analysis effort that will include a Program evaluation to supplement the limited data available regarding water savings associated with PRV replacement. The evaluation will quantify water saved through the PRV Pilot Program and analyze the spatial distribution and density of homes in need of PRV replacement, ultimately contributing to determining the feasibility of a future PRV Replacement Program. It is roughly estimated that 30% of visited sites may not need a PRV replaced; however, this PRV Pilot Program will provide an opportunity to gather data to firm up this number, determine the amount of water saved when a PRV is replaced, and provide awareness of the issue to the homeowner.

Funding

The PRV Pilot Program will be implemented using a combination of funding from Metropolitan (through their Member Agency Administered (MAA) program) and Grant funds from both North and South Orange County Proposition 1 IRWM funding.

Table 3 provides a summary of the funding partnership for the PRV Pilot Program. Metropolitan has approved $132,500 through the Metropolitan-Funded, Member Agency-Administered funding allocated to MWDOC. This was done through a proposal to Metropolitan and was approved on March 20, 2019. Proposition 1 Grant Funds requested total $117,350 from the North (SAWPA) and South (County of Orange) funding areas. Proposition 1 Projects that include PRV replacement are currently in the funding approval stage within both of the IRWM processes. Together, the MAA and Proposition 1 funding totals $249,850.

Table 3
PRV Replacement Program Funding Plan

Funding Source	Cost Per Site
Metropolitan thru its MAA program	$132,500
Proposition 1 IRWM Grant Funds	$117,350
Total	**$249,850**

BOARD OPTIONS

Option #1: Staff recommends the Board of Directors authorize the General Manager to enter into professional services agreements with EcoTech Services, Inc. and Large Plumbing to provide pressure regulating valve testing and replacement services at a cost not to exceed $249,850.

Fiscal Impact: The proposed PRV Pilot Program will be funded through a combination of Metropolitan Member Agency Administered (MAA) Program funds and Proposition 1 IRWM Grant funds, totaling $249,850.00. The MAA funds were approved on Wednesday March 20, 2019 for $132,500. Proposition 1 Grant agreements will be executed in the first quarter of 2020 and total $117,350 for both the North and South County efforts.

Business Analysis: Allows staff to evaluate a potential new water savings opportunity.

Option #2: No Action

Fiscal Impact: None

Business Analysis: N/A

STAFF RECOMMENDATION

Option # 1

Item No. 4

ACTION ITEM
July 19, 2023

TO: Board of Directors

FROM: **Planning and Operations Committee**
(Directors McVicker, Nederhood, and Seckel)

Harvey De La Torre
Interim General Manager

Staff Contact: Heather Baez

SUBJECT: **SPECIAL DISTRICT RISK MANAGEMENT AUTHORITY (SDRMA) BOARD OF DIRECTORS ELECTION 2023**

STAFF RECOMMENDATION

Staff recommends that the Board of Directors review and discuss the candidates and authorize President Yoo Schneider, or her designee, to cast the District's ballot for the SDRMA Board of Directors election.

COMMITTEE RECOMMENDATION

Committee recommends (To be determined at Committee Meeting)

SUMMARY

SDRMA is a Joint Powers Authority formed for the purpose of providing risk management and risk financing for California special districts and other government agencies. The SDRMA is governed by a seven member Board of Directors nominated and elected from the members who have executed the current operative agreement and are participating in a joint protection program. MWDOC participates in SDRMA's workers' compensation program and dental benefits.

Budgeted (Y/N): Y	Budgeted amount: n/a	Core X	Choice __
Action item amount: 0	Line item:		
Fiscal Impact (explain if unbudgeted):			

Ballots for voting in the election must be received at the SDRMA office in Sacramento by August 8, 2023. The four-year terms will begin on January 1, 2024 and terminate on December 31, 2027.

There are four candidates running for three seats on the Board of Directors. SDRMA members in good standing **may vote for up to three candidates**.

Three incumbents are running for reelection:

- Robert Swan – Board Member, Groveland Community Services District
- Jesse Claypool – Board Chair, Honey Lake Valley Resource Conservation District
- Sandy Seifert-Raffelson – General Manager, Herlong Public Utility District

Also running for the SDRMA Board of Directors:

- Acquanetta Warren – Vice Chair, Local Area Formation Commission, San Bernardino County

BOARD OPTIONS

Option #1

- Review the candidates and authorize President Yoo Schneider or her designee to cast the District's ballot for the SDRMA Board of Directors election

Fiscal Impact: None
Business Analysis: Participating in SDRMA's election gives our agency a voice in determining the leadership of the organization.

Option #2

- Take no action

Fiscal Impact: None
Business Analysis: Not participating in SDRMA's election leaves the decision making to other members. However, we have not been contacted by any of the candidates asking for support nor do we work with any of their agencies.

Attached:

- Election Ballot Instructions
- Election Ballot (copy)
- Candidate's Statements of Qualifications

SDRMA

SPECIAL DISTRICT RISK MANAGEMENT AUTHORITY

2023 BOARD OF DIRECTORS ELECTION

OFFICIAL ELECTION BALLOT ATTACHED

This is an official election packet that contains items that require ACTION by your Agency's governing body for the selection of up to three (3) candidates to the SDRMA Board of Directors.

ELECTION PACKET ENCLOSURES

- ❒ Election Ballot Instructions
- ❒ Official Election Ballot (Action Required)
- ❒ Candidate's Statements of Qualifications (4)

SDRMA'S BOARD OF DIRECTORS
ELECTION BALLOT INSTRUCTIONS

Notification of nominations for three (3) seats on the Special District Risk Management Authority's (SDRMA's) Board of Directors was mailed to the membership in January 2023.

On May 11, 2023, SDRMA's Election Committee reviewed the nomination documents submitted by the candidates in accordance with SDRMA's Policy No. 2022-06 Establishing Guidelines for Director Elections. The Election Committee confirmed that (4) candidates met the qualification requirements, and those names are included on the Official Election Ballot.

The Official Election Ballot along with a Statement of Qualifications as submitted by each candidate is posted to the SDRMA MemberPlus portal along with these instructions. Election instructions are as follows:

1. The Official Election Ballot must be used to ensure the integrity of the balloting process.

2. Print a copy of this ballot, then select up to three (3) candidates. Your agency's governing body must approve the Official Election Ballot at a public meeting. **Ballots containing more than four (4) candidate selections will be considered invalid and not counted.**

3. The signed Official Election Ballot MUST be sealed and received by mail or hand delivery at SDRMA's office on or before 4:30 p.m. on Tuesday, August 8, 2023 to the address below. Faxes or electronic transmissions are NOT acceptable.

   Special District Risk Management Authority
   Election Committee
   1112 "I" Street, Suite 300
   Sacramento, California 95814

4. The four-year terms for newly elected Directors will begin on January 1, 2024, and terminate on December 31, 2027.

5. Important balloting and election dates are:
   - **August 8, 2023**: **Deadline for members to return the signed Official Election Ballot.**
   - **August 9-11, 2023**: Ballots are opened and counted.
   - **August 10-11, 2023**: Election results are announced, and candidates notified.
   - **November 1-2, 2023**: Newly elected Directors are invited to attend SDRMA board meeting (Sacramento).
   - **January 2024:** Newly elected Directors are seated, and Board officer elections are held.

Please do not hesitate to contact SDRMA's Management Analyst Candice Richardson at crichardson@sdrma.org or 800-537-7790 if you have any questions regarding the election and balloting process.

SAMPLE 2023 ELECTION BALLOT
SPECIAL DISTRICT RISK MANAGEMENT AUTHORITY
BOARD OF DIRECTORS

VOTE FOR ONLY THREE (3) CANDIDATES

Mark each selection directly onto the ballot, voting for no more than three (3) candidates. Each candidate may receive only one (1) vote per ballot. A ballot received with more than three (3) candidates selected will be considered invalid and not counted. All ballots must be sealed and received by mail or hand delivery at SDRMA on or before 4:30 p.m., Tuesday August 8, 2023. Faxes or electronic transmissions are NOT acceptable.

☐ **ROBERT SWAN** (INCUMBENT)
Director, Groveland Community Services District

☐ **ACQUANETTA WARREN**
Vice Chair, Local Agency Formation Commission for San Bernardino County

☐ **JESSE CLAYPOOL** (INCUMBENT)
Board Chair, Honey Lake Valley Resource Conservation District

☐ **SANDY SEIFERT-RAFFELSON** (INCUMBENT)
General Manager, Herlong Public Utility District

SAMPLE

ADOPTED this ____ day of _____, 2023 by the:

_____

at a public meeting by the following votes:

AYES: _____

NOES: _____

ABSTAIN: _____

ABSENT: _____

ATTEST: APPROVED:

_____ _____

Special District Risk Management Authority
Board of Directors
Candidate's Statement of Qualifications

This information will be distributed to the membership with the ballot, "exactly as submitted" by the candidates – no attachments will be accepted. No statements are endorsed by SDRMA.

Candidate* Bob Swan
District/Agency Groveland Community Services District (GCSD)
Work Address P.O. Box 350, Groveland CA 95321
Work Phone (209) 962-7131 Cell Phone (408) 398-4731

*The name or nickname and any designations (i.e. CPA, SDA, etc.) you enter here will be printed on the official ballot, exactly as submitted.

Why do you want to serve on the SDRMA Board of Directors? (Response Required)

I have been a member of the SDRMA Board for two terms. I would like to be elected to a third term because:

1. As a board member of Groveland CSD, I am very aware of the great value that smaller districts get from their membership in SDRMA, and I'd like to continue to support the Authority's great member services.
2. While the organization continues to operate well, thanks to its experienced and motivated staff, we are once again going through a period of management change. I believe that Board continuity is particularly important at such a time.
3. The California re-insurance market continues to be challenging. I believe that my eight years of board experience will be helpful as we negotiate the potentially tricky economic future.
4. Personally, I feel that we have a very well-functioning and collegial Board, and I find it both challenging and enjoyable to be part of it.

What Board or committee experience do you have that would help you to be an effective Board Member? (SDRMA or any other organization) (Response Required)

1. SDRMA Board: Member since 2016, presently Vice President. I am our representative on the CSDA Legislative Committee (and a member in my own right), and on the Alliance Executive Council.
2. Groveland CSD Board: Member since appointment in June 2013. I was Board President 2014-2018.
3. Member of Board of Southside Community Connections, which is a 501(c)(3) nonprofit in Groveland that provides transportation, educational, social and recreational services to seniors and differently-abled folks in the Groveland area. I was on this Board from 2018 through 2022, mostly as Treasurer.
4. Board Member (Treasurer) of Pine Cone Performers, a local community choral and acting group, since 2010.

Special District Risk Management Authority
Board of Directors
Candidate's Statement of Qualifications

What special skills, talents, or experience (including volunteer experience) do you have? (Response Required)

Background: BS Physics, MS Computer Science. 3 years in USAF. 30 years in the semiconductor industry as engineer, engineering manager, business unit director.

Skills, etc.: Very familiar with financial reports and cost accounting. Working knowledge of computer and communications technology. In my work life, I managed geographically distributed organizations with up to 150 technical personnel and up to $120 million in annual sales. I'm pretty good at helping groups work together to achieve consensus (or, failing that, acceptable compromise).

In recent years, most of my volunteer work has been in driving folks (who can't drive themselves) to medical appointments, shopping, and the like. This is one of the services of Southside Community Connections.

I'm also a pretty decent choral singer, but that's not relevant to this application.

What is your overall vision for SDRMA? (Response Required)

Our vision statement is "To be the exemplary public agency risk pool of choice for California special districts and other public agencies". To achieve this vision, I believe we must focus on:
(1) maintaining long-term financial stability, by ensuring that there is a fair allocation of cost versus risk across the membership, continuously evaluating the appropriate level of risk retention, and using creative ideas like our "captive" reinsurance agency to enhance our cash position.
(2) continue to expand our risk management training and assistance services. We have made significant improvements in this area by bring it internal to the Authority.
(3) continue to emphasize services to our core membership: small to mid-sized districts with limited options for insurance.
(4) ensure that SDRMA remains a desirable workplace, and maintain our highly-qualified and responsive staff.
Above all, remember that this is an insurance pool, owned by its member agencies, and maintain an overarching focus on member service and support. Make certain that we will be here for our members.

I certify that I meet the candidate qualifications as outlined in the SDRMA election policy. I further certify that I am willing to serve as a director on SDRMA's Board of Directors. I will commit the time and effort necessary to serve. Please consider my application for nomination/candidacy to the Board of Directors.

Candidate Signature Robert J Swan Date 4/11/2023

Special District Risk Management Authority
Board of Directors
Candidate's Statement of Qualifications

This information will be distributed to the membership with the ballot, "exactly as submitted" by the candidates – no attachments will be accepted. No statements are endorsed by SDRMA.

Candidate* ACQUANETTA WARREN
District/Agency Local Agency Formation Commission (LAFCO) for San Bernardino County
Work Address 1170 W. Third Street, Unit 150, San Bernardino, CA 92415-0490
Work Phone (909)388-0480 Home Phone

*The name or nickname and any designations (i.e. CPA, SDA, etc.) you enter here will be printed on the official ballot, exactly as submitted.

Why do you want to serve on the SDRMA Board of Directors? (Response Required)

As a City Mayor I have been fortunate to serve on regional boards that include special district representation: San Bernardino Countywide Oversight Board and Southern California Water Coalition's Board of Trustees. I realize that special districts, especially the smaller districts, are not included in the conversation for a variety of matters. Currently, I serve on San Bernardino LAFCO and the California Association of LAFCOs, which do have robust special district representation. I believe that my skills, experience, and understanding can contribute to SDRMA. Specifically, I want to contribute by developing programs that would help member agencies maximize their protection and minimize their risks.

What Board or committee experience do you have that would help you to be an effective Board Member? (SDRMA or any other organization) (Response Required)

I currently serve as mayor for the City of Fontana. This is my fourth term, and my focus has been bolstering economic development, creating educational opportunities, improving public safety, and advocating for a healthier community. As mayor, I have been fortunate to serve on:

- San Bernardino LAFCO since 2014, serving currently as Vice Chair of the Commission. I am also a Board Member of the statewide organization of LAFCOs, CALAFCO, serving as Treasurer
- San Bernardino County Transportation Authority: Board of Directors, General Policy Committee, and Transit Committee
- San Bernardino County Racial Equity Committee for the San Bernardino Council of Governments
- San Bernardino Countywide Oversight Board

In addition, I am the current Chair for the Southern California Water Coalition's Board of Trustees as well as Co-Chair of its Task Force for Water Equity, Access, and Affordability.

Special District Risk Management Authority
Board of Directors
Candidate's Statement of Qualifications

What special skills, talents, or experience (including volunteer experience) do you have? (Response Required)

Aside from being Mayor for the City of Fontana, I am currently the District Director for the Second Supervisorial District for San Bernardino County and I coordinate district services and communications with constituents, I oversee community outreach efforts, as well as supervise district staff.

In addition to local-level involvement, I have served on the State Park Commission and as a trustee of the United States Conference of Mayors, an official non-partisan organization of cities in the United States with populations of 30,000 or more. I have also served in community organizations such as Water/Recycled Water Projects and Development Processing for New Communities, Casa Colina Rehabilitation Hospital Board of Directors, and the Upland YMCA Board of Directors.

What is your overall vision for SDRMA? (Response Required)

My vision for SDRMA is to ensure that it continues to be the best risk management agency, who will continue to listen and communicate with its member agencies. I would strive to make sure SDRMA continues to provide excellent service, provide educational and training programs that are beneficial to its member agencies, and offer more resources that add value to its members. Lastly, I want to make sure SDRMA operates in the highest ethical manner with complete transparency.

I certify that I meet the candidate qualifications as outlined in the SDRMA election policy. I further certify that I am willing to serve as a director on SDRMA's Board of Directors. I will commit the time and effort necessary to serve. Please consider my application for nomination/candidacy to the Board of Directors.

Candidate Signature _____ Date 4/25/2023

Special District Risk Management Authority
Board of Directors
Candidate's Statement of Qualifications

This information will be distributed to the membership with the ballot, "exactly as submitted" by the candidates – no attachments will be accepted. No statements are endorsed by SDRMA.

Candidate* Jesse D. Claypool

District/Agency Honey Lake Valley Resource Conservation District

Work Address USDA Service Center 170 Russell Avenue, Suite C, Susanville, CA 96130

Work Phone 530-257-7271 Cell Phone 530-310-0232

*The name or nickname and any designations (i.e. CPA, SDA, etc.) you enter here will be printed on the official ballot, exactly as submitted.

Why do you want to serve on the SDRMA Board of Directors? (Response Required)

My interest for being on the SDRMA Board of Directors is because I believe it is imperative for there to be a knowledgeable and experienced voice on the Board with the perspective of the small to mid-size special district. In addition, I am eager to continue working with SDRMA staff and fellow Board members, providing relevant and affordable solutions, available to all special districts.

What Board or committee experience do you have that would help you to be an effective Board Member? (SDRMA or any other organization) (Response Required)

The vast amount of understanding and experience that I've gained as a current member of the SDRMA Board of Directors will undoubtedly aide as I continually strive to be an increasingly effective member of the SDRMA Board of Directors going forward.

In addition to being a current SDRMA Board member, I am currently Chairman of the Board for the Honey Lake Valley Resource Conversation District and a board member of a Regional Water Managment Group. Previously I have served on the following, Lassen County's Civil Grand Jury, two terms, CSDA Professional Development committee, two terms, Janesville Union School District trustee, Technical Advisory Committee for the prevention of violence against schools K-12, two terms, and CSDA Member Services committee, two terms.

Special District Risk Management Authority
Board of Directors
Candidate's Statement of Qualifications

What special skills, talents, or experience (including volunteer experience) do you have? (Response Required)

I have attended various board member trainings and completed leadership and governance classes, including the following; CSDA's Extraordinary Leadership Training and CSDA's Special District Leadership Academy. I have received CSDA's Recognition in Special District Governance certificate and successfully completed Executive Education in Public Policy at University of Southern California, Sol Price School of Public Policy.

What is your overall vision for SDRMA? (Response Required)

My continued vision for SDRMA is to be effective within the communities they serve. With focused attention to affordable solutions, administered by a team of highly dedicated professional staff, SDRMA will continue to be an industry leader providing affordable solutions to its members.

I certify that I meet the candidate qualifications as outlined in the SDRMA election policy. I further certify that I am willing to serve as a director on SDRMA's Board of Directors. I will commit the time and effort necessary to serve. Please consider my application for nomination/candidacy to the Board of Directors.

Candidate Signature _____ Date 4/20/2023

Special District Risk Management Authority
Board of Directors
Candidate's Statement of Qualifications

This information will be distributed to the membership with the ballot, "exactly as submitted" by the candidates – no attachments will be accepted. No statements are endorsed by SDRMA.

Candidate* Sandy Seifert-Raffelson
District/Agency Herlong Public Utility District
Work Address P O Box 115, Herlong CA 96113
Work Phone (530)827-3150 Cell Phone (530)310-4320

*The name or nickname and any designations (i.e. CPA, SDA, etc.) you enter here will be printed on the official ballot, exactly as submitted.

Why do you want to serve on the SDRMA Board of Directors? (Response Required)

I am a current Board member of SDRMA and feel that I have added my financial and general manager background to make a better-informed decision for SDRMA members. As a Board member, I continue to Improve my education of insurance issues and look forward to representing small District's and Northen California as a voice on the SDRMA Board. I feel I am an asset to the Board with my degree in Business and my 35 plus years' experience in accounting and special districts.

I understand the challenges that small District face every day when it comes to managing liability insurance, worker's compensation and health insurance for a few employees with limited revenue and staff. My experience in small districts give me an appreciation of the importance of risk management services and programs, especially for smaller District that lack expertise within.
I feel I am an asset to this Board, and would love a chance to stay on 4 more years!

What Board or committee experience do you have that would help you to be an effective Board Member? (SDRMA or any other organization) (Response Required)

While serving on the SDRMA Board, I have been privilege to be Secretary of the Board, Vice-President and currently President. I have served on CSDA's Audit and Financial committee's for several year; I have served on the SDLF Board and current President; Northeastern Rual Health Clinic Board; Fair Board; School and Church boards; 4-H Council and leader for 18 years; and UC Davis Equine Board. In the past 30 years, I have learn that there is no "I" in Board and it can be very rewarding to part of a team that makes a difference for others.

As part of my many duties working for Herlong PUD, I worked to form the District and was directly involved with LAFCo, Lassen County Board of Supervisors and County Clerk to establish the initial Board of Directors and first policies for HPUD. I have administered the financial portion of 2 large capital improvement projects with USDA as well as worked on the first ever successful water utility privatization project with the US Army and department of Defense. I am currently in the middle of a 14 million infrastructure project with SRF monies. I am also the primary administrator of two federal contract for utility services.

Special District Risk Management Authority
Board of Directors
Candidate's Statement of Qualifications

What special skills, talents, or experience (including volunteer experience) do you have? (Response Required)

I have my Bachelor's Degree in Business with a minor in Sociology. I have audit small districts and worked for a small district for almost 18 years. I am a good communicator and organizer. I have served on several Boards and feel I work well within groups or special committee. I am willing to go that extra mile to see things get completed.

I believe in recognition for jobs well done. I encourage incentive programs that get members motivated to participate and strive to do their very best to keep all losses at a minimum and reward those with no losses.

With HPUD and with SDRMA both boards and employees have worked hard to receive their District of Distinction and their District of Transparency.

I feel I am a good leader with people skills that can accomplish what is necessary to keep a District or JPA moving forward.

What is your overall vision for SDRMA? (Response Required)

SDRMA Staff and Board work together to bring Special Districts affordable insurance for the pool they serve. By listenting to the needs of all California Special Districts and meeting those needs at a reasonable price that Special Districts can afford. I would continue advocating for these continued efforts and rewarding continue education for all Districts and employees.

I see SDRMA pool continuing for centuries and serving those needs.

I certify that I meet the candidate qualifications as outlined in the SDRMA election policy. I further certify that I am willing to serve as a director on SDRMA's Board of Directors. I will commit the time and effort necessary to serve. Please consider my application for nomination/candidacy to the Board of Directors.

Candidate Signature Sandy Seifert-Raffelson Date 4/17/2023

Item No. 5

INFORMATION ITEM
July 3, 2023

TO: **Planning & Operations Committee**
(Directors McVicker, Nederhood, Seckel)

FROM: **Harvey De La Torre, Interim General Manager**

Staff Contact: Damon Micalizzi

SUBJECT: **June Public Affairs Highlights**

STAFF RECOMMENDATION

Staff recommends the Public Affairs & Legislation Committee: Receive and file the report.

COMMITTEE RECOMMENDATION

Committee recommends (To be determined at Committee Meeting)

REPORT

Augmenting the monthly GM's report, attached is a one-page brief highlighting programs, activities, and events from the Public Affairs Department, including links and videos from the past month.

- June 22nd Water Policy Dinner Featuring Keynote Speaker, Author Edward Ring
- 2023 MWDOC Poster Contest Awards Ceremony
- June eCurrents bimonthly newsletter
- Community Events
- California Association of Public Information Officials Award & Presentation
- Westminster Pocket Park Ribbon Cutting and Grand Opening





WESTMINSTER WATER-SMART PARK UNVEILED!

- *5,011 sq. ft. Community Landscape Model*
- *CBS Event Coverage*
- *Partner Recognition from State and Federal Legislators*
- *Park Signage Links to MWDOC Resources*

https://youtu.be/GomrJ7UHGqo



WATER AWARENESS POSTER CONTEST AWARDS CEREMONY

- *Nearly 1000 Entries*
- *29 OC Water Agencies*
- *27 School Districts*
- *40 Winners*
- *151 Attendees*
- *A Whole Family Water Education Approach*

https://youtu.be/_ilfftH7eqg



CAPIO AWARD & CONFERENCE SPEAKERS

EPIC Award - Top Honors
Streams of Hope: Community Engagement and Action Campaign

California Association of Public Information Officials



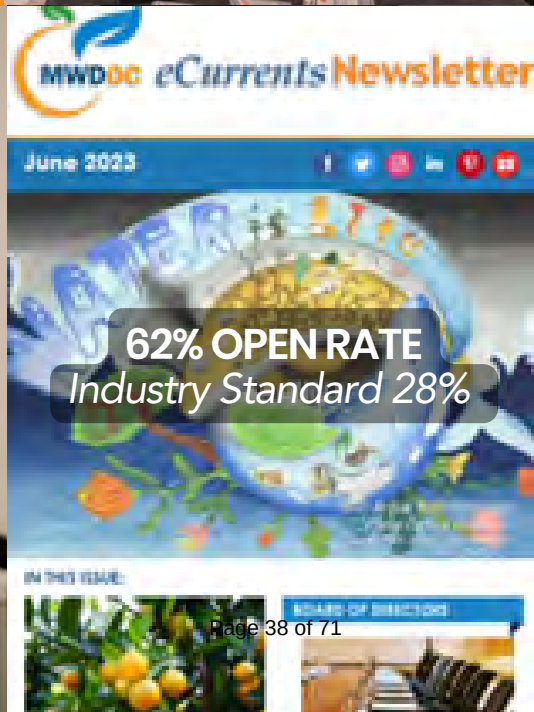

Item No. 6

INFORMATION ITEM
July 3, 2023

TO: **Planning & Operations Committee**
(Directors McVicker, Nederhood, Seckel)

FROM: **Harvey De La Torre, Interim General Manager**

Staff Contact: Damon Micalizzi

SUBJECT: **2023 OC WATER SUMMIT UPDATE**

STAFF RECOMMENDATION

Staff recommends the Public Affairs & Legislation Committee: Receive and file the report.

COMMITTEE RECOMMENDATION

Committee recommends (To be determined at Committee Meeting)

REPORT

What's Our Water Supply Future? is one of the sessions planned for the 2023 Orange County Water Summit that will be held on Friday, October 13th, at the Westin Hotel in Costa Mesa.

Adan Ortega, Chair of Metropolitan Water District, Edward Ring, Senior Fellow, California Policy Center, and Glenn Farrel, Executive Director of CalDesal are confirmed to deliberate California's forecast for water supplies with allocations on the Colorado River and inevitable dry years ahead.

Fritz Coleman will be back to serve as Master of Ceremonies, hosting a program featuring sessions on infrastructure, climate challenges, and drought resiliency.

The OC Water Summit is produced in tandem with the Orange County Water District (OCWD). OCWD is the lead agency for the 2023 event.

The next meeting of the OC Water Summit Planning Committee will be tentatively held on Monday, August 14th.

Item No. 7

INFORMATION ITEM
July 3, 2023

TO: **Planning & Operations Committee**
(Directors McVicker, Nederhood and Seckel)

FROM: **Harvey De La Torre, Interim General Manager**

Staff Contact: Sarah Wilson

SUBJECT: **MWDOC K-12 Choice School Programs Update**

STAFF RECOMMENDATION

Staff recommends the Planning & Operations Committee receive and file this report.

COMMITTEE RECOMMENDATION

Committee recommends (To be determined at Committee Meeting)

SUMMARY

The Municipal Water District of Orange County (MWDOC) K-12 Choice School Program contractors—Shows That Teach and Orange County Department of Education's Inside the Outdoors—have wrapped up the 2022/23 school year.

Included in this report is a calendar preview of completed visits for the 2022/23 school year. MWDOC Choice School Program contractors update the shared Google Calendar so that participating water providers can view the sessions in their service area as they are booked.

DETAILED REPORT

All MWDOC Choice School Programs incorporate hands-on interaction, pre- and post-program activities, and opportunities for family and community engagement. Sessions are offered to schools as either in-person or virtual. Included in this report is a detailed breakdown of each program's progress including teacher feedback, video links, and photos.

Budgeted (Y/N): Y	Budgeted amount: $430,221	Core __	Choice X
Action item amount:	Line item: 63-7040		
Fiscal Impact (explain if unbudgeted):			

MWDOC Choice Elementary School
Program (Grades K-2)
July 3, 2023

Shows That Teach offers Orange County students in grades K-2 fun and informative assemblies that use music, humor, and audience participation to engage students in water-centric topics such as the water cycle, water supply resources, and using water wisely. This interactive program also includes hands-on pre- and post-activities that encourage students to reflect on their relationship with water. This program is offered either in person or virtually to K-2 students combined. Multiple classrooms and grade levels can participate simultaneously.

COMPLETED PARTICIPATION TO DATE:

Totals reflect the number of presentations *completed* and students seen since the start of the 2022-2023 school year.

- **In-person presentations hosted:** 107
- **Virtual presentations hosted:** 0
- **Total number of students seen:** 20,646
- **Presentations have been completed in the following service areas:** City of Anaheim, City of Brea, City of Buena Park, East Orange County Water District, El Toro Water District, City of Fountain Valley, City of Fullerton, City of Garden Grove, City of Huntington Beach, City of La Habra, City of La Palma, Laguna Beach County Water District, Moulton Niguel Water District, City of Orange, City of San Clemente, City of Santa Ana, Santa Margarita Water District, South Coast Water District, Trabuco Canyon Water District, City of Tustin, City of Westminster

ADDITIONAL PROGRAM DETAILS AND MEASUREMENTS:

A full-length video of the performance on May 23, 2023, at Tijeras Creek Elementary (Santa Margarita Water District):
https://drive.google.com/file/d/1umx-rSA0GYaR8hJmA9yizrAe2FyRqG0M/view?usp=sharing

A photo of a teacher from the same school holding the Ricky the Rambunctious Raindrop activity booklets.



Additional teacher feedback:

“My students and I loved it! I loved seeing the smiles on their faces and hearing their laughter while learning so much! They retained most, if not all, of the vocabulary which is AMAZING... Overall, it was very enjoyable and educational for our students (and us!).” – 1st Grade Teacher, San Joaquin Elementary School, El Toro Water District service area

“The assembly was fun and engaging for our 1st and 2nd graders. They were able to participate throughout the show. Science vocabulary and concepts were presented in a way they understood. It was great to hear the students laugh and enjoy the show.” – 1st Grade Teacher, Santiago Elementary School, City of Santa Ana service area

“Today's water assembly was excellent! The presenters were very entertaining and all of the TK - 2nd grade students were actively participating. The presenters gave students and teachers opportunities to participate (to act out, sing, and do movements). Thank you for the opportunity to bring fun learning!” – Kindergarten Teacher, DeMille Elementary School, City of Westminster service area

MWDOC Choice Elementary School Program (grades 3-5)
July 3, 2023

Orange County Department of Education's Inside the Outdoors offers Orange County students in grades 3-5 interactive, grade-specific lessons that engage students in valuable instruction on the history of California water, local climate, and water sources, and how to use water efficiently. Each session includes student-prompted interaction, demonstrations, and pre- and post-activities that guide students to examine how access to a reliable source of drinking water is important to every community. Participating students and their families also receive resources that complement the topics covered during the classroom session. This program is offered either in person or virtually to students in grades 3-5.

- **3rd Grade:** Compare and describe diverse weather and climate data and explore personal choices to protect our local water resources.
- **4th Grade:** Identify the key role water plays in California's history including the growth and expansion of towns and cities.
- **5th Grade:** Examine existing water management solutions and determine ways to protect the quality and quantity of water.

COMPLETED PARTICIPATION TO DATE:

Totals reflect the number of presentations *completed* and students seen since the start of the 2022-2023 school year.

- **In-person presentations hosted:** 235
- **Virtual presentations hosted:** 0
- **Total number of students seen:** 16,391
- **Presentations have been completed in the following service areas:** City of Anaheim, City of Brea, City of Buena Park, El Toro Water District, City of Fountain Valley, City of Fullerton, City of Garden Grove, City of Huntington Beach, City of La Habra, City of La Palma, Mesa Water, Moulton Niguel Water District, City of Orange, City of Santa Ana, Santa Margarita Water District, Serrano Water District, South Coast Water District, City of Tustin, City of Westminster, Yorba Linda Water District

ADDITIONAL PROGRAM DETAILS AND MEASUREMENTS:



Woodcrest Elementary School
City of Fullerton service area



Hawes Elementary School
City of Huntington Beach service area



Davis Magnet School
Mesa Water service area



Arovista Elementary School
City of Brea service area



Arovista Elementary School
City of Brea service area



Nelson Elementary School
City of Tustin service area

Additional Teacher Feedback:

“This program benefitted me because it brought real life situations to the students. It also tied into the science unit that we were currently covering on Earth Systems and the water cycle. This helped the students gain more knowledge on the topic and prepare them for the end of the unit and possibly the state Science test.” – Science teacher, Cielo Vista Elementary School, Santa Margarita Water District service area

“Thank you for funding programs like this to raise awareness among this next generation.” – 2nd/3rd grade teacher, Linda Vista Elementary School, Yorba Linda Water District service area

“The program benefitted the students because it was content relevant to their educational goals. I would like this program to continue and hope my students can keep being a part of it.” - 5th grade teacher, Taft Elementary School, City of Orange service area

MWDOC Choice Middle and High School Programs (grades 6-12)
July 3, 2023

Orange County Department of Education's Inside the Outdoors offers Orange County students in grades 6-12 grade-specific classroom sessions that guide students to investigate challenges faced by water providers and identify sources of human impact on the quality, quantity, and availability of water in their communities. Each session includes student-prompted interaction, demonstrations, and pre- and post-activities that engage students in developing solutions to real-world problems. Participating students also have the opportunity to engage in field study or volunteer days of service to receive credit toward their required service hours. This program is offered either in person or virtually to students in grades 6-12.

- **6th-8th Grade:** Students analyze water samples to identify sources of potential pollution and form strategies to monitor or minimize pollution.
- **9th-12th Grade:** Students collect and analyze data to explore the role of the Sacramento-San Joaquin Delta and its connection to our local water resources.

COMPLETED PARTICIPATION TO DATE:

Totals reflect the number of presentations *completed* and students seen since the start of the 2022-2023 school year.

Middle School Program (grades 6-8)

- **In-person presentations hosted:** 58
- **Virtual presentations hosted:** 0
- **Total number of students seen:** 1,714
- **Presentations have been completed in the following service areas:** Brea, Buena Park, Santa Ana, El Toro WD, Fountain Valley, San Clemente, Tustin

High School Program (grades 9-12)

- **In-person presentations hosted:** 14
- **Virtual presentations hosted:** 0
- **Total number of students seen:** 385
- **Presentations have been completed in the following service areas:** City of Anaheim, City of Huntington Beach, Moulton Niguel Water District, City of Santa Ana South Coast Water District

ADDITIONAL PROGRAM DETAILS AND MEASUREMENTS:



Santa Ana High School
City of Santa Ana service area





Additional teacher feedback:

“We enjoyed the experience! Students got to participate in a lab with real world applications.” - 6th grade teacher, Mendez Middle School, City of Santa Ana service area

“Anytime they can do a hands on lab, with outside scientists it's a win. [This program] completely aligns with our curriculum on Earth’s resources.” - 6-8th grade teacher, Vista View Middle School, City of Fountain Valley service area

Sun	Mon	Tue	Wed	Thu	Fri	Sat
28	29	30	31	1	2	3
4	5	6	7	8	9	10
11	12	13	14	15	16	17
18	19	20 K-2 ANAHEIM Nohl	21	22 K-2 GARDEN GROVE K-2 WESTMINSTER	23	24
25	26 K-2 WESTMINSTER R. F. K-2 WESTMINSTER	27 3-5 ANAHEIM - Gauer K-2 SAN CLEMENTE K-2 TUSTIN Red Hill Elem	28 3-5 SANTA MARGARITA K-2 GARDEN GROVE K-2 HUNTINGTON BEACH	29	30	1

Sun	Mon	Tue	Wed	Thu	Fri	Sat
25	26 K-2 WESTMINSTER R. F. K-2 WESTMINSTER	27 3-5 ANAHEIM - Gauer K-2 SAN CLEMENTE K-2 TUSTIN Red Hill Elem	28 3-5 SANTA MARGARITA K-2 GARDEN GROVE K-2 HUNTINGTON BEACH	29	30	1
2	3 3-5 GARDEN GROVE -	4 3-5 ANAHEIM - Centralia K-2 SANTA ANA Rosita K-2 TUSTIN Robert	5	6 3-5 HUNTINGTON BEACH	7 3-5 SANTA ANA -	8
9	10	11	12 9-12 ANAHEIM - Loara K-2 LA PALMA Los K-2 TCWD Trabuco Elem	13 3-5 WESTMINSTER -	14 6-8 Tustin - Columbus K-2 TUSTIN Nelson Elem	15
16	17	18 3-5 ANAHEIM - Danbrook K-2 SANTA ANA K-2 TUSTIN Barbara	19	20 3-5 SANTA ANA - Monroe	21 3-5 FULLERTON -	22
23	24	25	26	27	28 K-2 GARDEN GROVE at K-2 SANTA ANA Esqueda	29
30	31	1 3-5 ANAHEIM - Anaheim 3-5 SANTA ANA - Rosita	2 K-2 ANAHEIM Vibrant K-2 HUNTINGTON BEACH	3 3-5 ANAHEIM - Guinn	4 3-5 ANAHEIM - Roosevelt	5

Sun	Mon	Tue	Wed	Thu	Fri	Sat
30	31	1 3-5 ANAHEIM - Anaheim 3-5 SANTA ANA - Rosita	2 K-2 ANAHEIM Vibrant K-2 HUNTINGTON BEACH	3 3-5 ANAHEIM - Guinn	4 3-5 ANAHEIM - Roosevelt	5
6	7	8 3-5 Garden Grove - Evans K-2 ANAHEIM Zion K-2 GARDEN GROVE St.	9 K-2 SAN CLEMENTE K-2 WESTMINSTER	10 3-5 LA HABRA - Ladera K-2 ANAHEIM Thomas K-2 TUSTIN Sycamore	11	12
13	14 3-5 SOUTH COAST WD -	15	16	17	18	19
20	21	22	23	24	25	26
27	28 3-5 Garden Grove -	29 K-2 ANAHEIM Canyon K-2 FULLERTON	30 K-2 MNWD Viejo Elem K-2 ORANGE West K-2 SCWD RH Dana Elem	1 3-5 Santa Ana - Thorpe K-2 EOCWD Panorama K-2 ETWD Gates Elem	2 K-2 ETWD Grace Christian K-2 ORANGE Covenant	3

Dec 2022 (Pacific Time - Los Angeles)

Sun	Mon	Tue	Wed	Thu	Fri	Sat
27	28 3-5 Garden Grove -	29 K-2 ANAHEIM Canyon K-2 FULLERTON	30 K-2 MNWD Viejo Elem K-2 ORANGE West K-2 SCWD RH Dana Elem	1 3-5 Santa Ana - Thorpe K-2 EOCWD Panorama K-2 ETWD Gates Elem	2 K-2 ETWD Grace Christian K-2 ORANGE Covenant	3
4	5 3-5 Santa Ana - Thorpe	6 K-2 MNWD Montevideo K-2 TUSTIN Tustin	7 K-2 HUNTINGTON BEACH	8 3-5 Fullerton - Maple K-2 ORANGE St. Norbert K-2 WESTMINSTER Post	9 K-2 MNWD Bergeson K-2 TCWD Robinson Elem	10
11	12	13 3-5 Santa Ana - Edison	14	15	16	17
18	19 3-5 Fullerton - Acacia 3-5 Yorba Linda WD - Van	20 6-8 San Clemente -	21 6-8 San Clemente -	22	23	24
25	26	27	28	29	30	31

Sun	Mon	Tue	Wed	Thu	Fri	Sat
1	2	3	4	5 K-2 GARDEN GROVE	6	7
8	9	10 3-5 Tustin - Sycamore K-2 SMWD Ambuehl Elem	11	12 3-5 Garden Grove - Zeyen	13 3-5 Yorba Linda WD -	14
15	16	17 3-5 Santa Ana - Heritage K-2 SANTA ANA	18 3-5 MNWD - Linda Vista	19 3-5 Brea - Arovista 3-5 Mesa WD - Sonora 3-5 Mesa WD - Whittier K-2 ORANGE California	20 3-5 GARDEN GROVE - K-2 ETWD San Joaquin K-2 ORANGE Olive Elem	21
22	23 3-5 Santa Ana - Russell	24 6-8 Santa Ana - Santiago K-2 SANTA ANA Santiago	25 3-5 MNWD - Malcom 6-8 Fountain Valley -	26 3-5 Garden Grove - K-2 ANAHEIM Centralia K-2 TUSTIN Beswick K-2 WESTMINSTER K-2 WESTMINSTER	27	28
29	30	31 6-8 Santa Ana - Heninger	1	2 3-5 Tustin - Nelson K-2 WESTMINSTER	3 3-5 Mesa WD - 3-5 Mesa WD - Wilson K-2 GARDEN GROVE K-2 SANTA ANA Orange	4

Sun	Mon	Tue	Wed	Thu	Fri	Sat
29	30	31 6-8 Santa Ana - Heninger	1	2 3-5 Tustin - Nelson K-2 WESTMINSTER	3 3-5 Mesa WD - 3-5 Mesa WD - Wilson K-2 GARDEN GROVE K-2 SANTA ANA Orange	4
5	6 3-5 Santa Ana -	7 3-5 Santa Ana - 9-12 South Coast WD - K-2 SANTA ANA Wilson K-2 SMWD Oso Grande	8 3-5 La Palma - Luther	9 3-5 SANTA ANA - Harvey	10 3-5 Garden Grove - 3-5 Serrano WD - Villa	11
12	13	14 3-5 Santa Margarita WD -	15 3-5 Mesa WD - Davis K-2 LA HABRA Las Lomas	16 3-5 El Toro WD -	17 3-5 Fountain Valley - K-2 GARDEN GROVE Hill K-2 HUNTINGTON BEACH	18
19	20	21 3-5 Santa Margarita WD - 3-5 Tustin - Red Hill	22 3-5 Tustin - Tustin 3-5 Yorba Linda -	23 3-5 Orange - Taft	24 3-5 Tustin - Estock 9-12 Santa Ana - Valley 10am - K-2 HUNTINGTON	25
26 3-5 Santa Ana - Fairhaven 3-5 Westminster -	27	28 K-2 ANAHEIM Orange K-2 SANTA ANA Monroe	1	2	3 3-5 Santa Margarita WD -	4

Sun	Mon	Tue	Wed	Thu	Fri	Sat
26	27 3-5 Santa Ana - Fairhaven 3-5 Westminster -	28 K-2 ANAHEIM Orange K-2 SANTA ANA Monroe	1	2	3 3-5 Santa Margarita WD -	4
5	6 3-5 Santa Margarita WD -	7 K-2 ANAHEIM Adelaide K-2 ANAHEIM Danbrook	8 6-8 San Clemente -	9 3-5 Mesa WD - Paularino 6-8 - Santa Ana - Willard	10	11
12	13 3-5 Huntington Beach - 6-8 Santa Ana - Willard K-2 ANAHEIM Madison K-2 WESTMINSTER John	14 3-5 Santa Margarita WD - K-2 WESTMINSTER	15	16	17	18
19	20 3-5 Santa Margarita WD - 6-8 Santa Ana - Mendez	21 6-8 Santa Ana - Willard 6-8 Santa Ana - Mendez K-2 SMWD Kinoshita	22 9-12 Moulton Niguel WD -	23 3-5 Huntington Beach - K-2 HUNTINGTON BEACH	24 K-2 BREA Mariposa Elem K-2 HUNTINGTON BEACH K-2 ORANGE Holy Family	25
26	27 K-2 ANAHEIM Ponderosa	28	29 3-5 Huntington Beach - 3-5 Santa Ana - Madison K-2 SMWD Bathgate	30 3-5 Santa Ana - Madison 3-5 Westminster -	31 3-5 Santa Ana - Adams	1

Sun	Mon	Tue	Wed	Thu	Fri	Sat
26	27 K-2 ANAHEIM Ponderosa	28	29 3-5 Huntington Beach - 3-5 Santa Ana - Madison K-2 SMWD Bathgate	30 3-5 Santa Ana - Madison 3-5 Westminster -	31 3-5 Santa Ana - Adams	1
2	3 K-2 ANAHEIM Guinn Elem	4	5 K-2 HUNTINGTON BEACH	6	7	8
9	10 3-5 Brea - Brea Country K-2 SMWD Reilly Elem	11 3-5 Buena Park - 3-5 City of Fullerton - 6-8 Santa Ana Willard	12 3-5 Buena Park - 6-8 Buena Park -	13 3-5 Santa Ana - Advanced 3-5 Yorba Linda - Travis	14 3-5 Santa Ana - El Sol	15
16	17	18	19 K-2 LAGUNA BEACH K-2 SMWD Mission	20 K-2 GARDEN GROVE	21 3-5 Moulton Niguel WD - K-2 HUNTINGTON BEACH K-2 SANTA ANA Franklin	22
23	24 K-2 ANAHEIM Westmont K-2 FULLERTON Sunset K-2 HUNTINGTON BEACH K-2 SANTA ANA Heritage	25	26 3-5 El Toro WD - Grace 6-8 El Toro WD - Grade K-2 MNWD Canyon Vista K-2 WESTMINSTER	27	28 K-2 ANAHEIM Mann Elem	29
30	1 3-5 Santa Margarita WD - K-2 HUNTINGTON BEACH K-2 WESTMINSTER	2	3 9-12 Santa Ana - Santa	4 6-8 Brea - Falcon K-2 FOUNTAIN VALLEY K-2 SANTA ANA Cole	5	6

May 2023 (Pacific Time - Los Angeles)

Sun	Mon	Tue	Wed	Thu	Fri	Sat
30	1 3-5 Santa Margarita WD - K-2 HUNTINGTON BEACH K-2 WESTMINSTER	2	3 9-12 Santa Ana - Santa	4 6-8 Brea - Falcon K-2 FOUNTAIN VALLEY K-2 SANTA ANA Cole	5	6
7	8	9 3-5 Santa Ana - St. K-2 FOUNTAIN VALLEY	10	11 K-2 BUENA PARK K-2 LAGUNA BEACH El	12 K-2 ANAHEIM Loara K-2 ANAHEIM Olive K-2 BREA Olinda Elem	13
14	15 3-5 Tustin - Guinn Foss 3-5 Westminster -	16	17 K-2 BREA St. Angela K-2 TUSTIN Saint Jeanne	18	19 3-5 Garden Grove -	20
21	22 3-5 Fullerton - Laguna	23 3-5 Buena Park - San K-2 SMWD Tijeras Creek	24	25	26 K-2 BREA Laurel Elem K-2 WESTMINSTER	27
28	29	30 9-12 Huntington Beach -	31 3-5 Huntington Beach -	1	2	3

Jun 2023 (Pacific Time - Los Angeles)

Sun	Mon	Tue	Wed	Thu	Fri	Sat
28	29	30 9-12 Huntington Beach -	31 3-5 Huntington Beach -	1	2	3
4	5	6	7	8	9 3-5 Huntington Beach - 3-5 Huntington Beach - K-2 WESTMINSTER	10
11	12	13	14	15	16	17
18	19	20	21	22	23	24
25	26	27	28	29	30	1

ENGINEERING & PLANNING

Reliability Study Update

Staff have been working with consultant CDM Smith and Metropolitan Water District (MET) staff on an update to the 2018 OC Water Reliability Study (2023 OC Study). Updating the planning assumptions and understanding the implications will be useful to our staff, Directors, MET Directors, and member agencies for future water reliability decision considerations. This update was launched because of significant changes in conditions since the publication of the 2018 OC Study.

A review draft of the final report was sent to the MWDOC Agency Managers for comments on May 2, 2023. The agencies asked for a meeting to further discuss the report which was held on June 8, 2023.

Questions, comments, and responses on the review draft will be incorporated into the report and included in an appendix of the report.

Presentations on the OC Study have included:

Agency Managers Meeting	Initial results	05/19/2022
P&O Committee Meeting	Initial results	06/06/2022
P&O Committee	Revisions based on comments	09/06/2022
Agency Managers Meeting	Added Revisions-Final Results	01/12/2023
A&F Committee	Added Revisions-Final Results	02/08/2023
Member Agency Q&A	Answered questions on the report	06/08/2023

Staff is incorporating final comments, formatting the report, and targeting the July 3, 2023 P&O Committee meeting for a Receive & File Information item.

Lead and Copper Rule Revisions – Lead Service Line Inventory Choice Program

In mid-March 2023, multiple agencies requested MWDOC's assistance in complying with US EPA Lead and Copper Rule Revisions (LCRR) - Service Line Inventories which all water systems are required to complete and submit to the primacy agency (for California that is the State Water Boards) by October 16, 2024.

On May 24, 2023, MWDOC hosted an initial meeting with (18) OC agencies and the State Division of Drinking Water staff regarding the LCRR – Lead Service Line Inventory compliance requirements.

A workgroup of interested agencies helped to develop the Request for Proposals (RFP). The RFP was posted to the MWDOC website and sent directly to six consultants on June 19, 2023. Proposals are due by July 26, 2023. Staff is looking to bring an item for consideration of award of contract to the P&O Committee on Sept. 5, 2023.

MNWD Pump-in to EOCF #2 Technical Study

MWDOC hosted a meeting on May 24, 2023 concerning MNWD's technical study of a potential pump-in project to East OC Feeder #2 from the City of Santa Ana's East Station. The meeting included staff from Metropolitan's Water

	Quality Group, Moulton Niguel Water District, City of Santa Ana, OCWD, and consultant Brown & Caldwell. MWDOC hosted a second meeting on June 12, 2023, with MNWD staff, Brown & Caldwell, and staff from Metropolitan's Engineering and Operations groups to further discuss technical issues. MWDOC continues to support MNWD's efforts as they work with Brown & Caldwell to complete their technical study.
Doheny Ocean Desalination Project	South Coast Water District (SCWD) continues to develop the Doheny Ocean Desalination Project. SCWD estimates an on-line date of 2028, if approved by the SCWD Board. At the SCWD Board Meeting on June 22, 2023, Clean Energy Capital (CEC) provided an update on the financial implications of the project. CEC presented updated cost projections for a 5 MGD project where SCWD would take 2 MGD. The updated estimated 1st year water cost is $2,597/AF (in 2028$) or $2,058/AF (discounted to 2023$), which is a $469/AF increase vs CEC's 2021 estimate. The increase is largely driven by increases in energy costs (with energy costs making up 60% of the overall cost increase). **SCWD Unit Cost of Water ($/AF)** MWDOC Average of High and Low $2,100 5 MGD Plant $2,701 Difference $ 601 **SCWD Annual Cost of Water** No Desal $10,559,921 With 5 MGD Plant $11,839,526 Difference $ 1,279,605 **SCWD Residential Average Monthly Cost** No Desal $141.63 With 5 MGD Plant $145.64 Difference $4.01 **CEC estimates Construction Costs as follows:** Escalated to a Feb 1, 2025 construction start date $137,642,914 Total Grants ($ 30,423,241) Total Development & Financing Costs $ 30,685,350 Total Capitalized Costs $137,905,023 SCWD Staff Report is located here: https://scwd.granicus.com/MetaViewer.php?view_id=3&clip_id=2790&meta_id=180312 CEC Presentation slides are located here: https://scwd.granicus.com/MetaViewer.php?view_id=3&clip_id=2790&meta_id=180313

Shutdowns	**Orange County Feeder** The purpose of the shutdown is to remove and dispose of the existing lining, reline the pipeline with cement mortar, install and weld buttstraps (for connecting two pipe ends), and replace valves on this 85+ year old pipeline from the Willits Street Pressure Control Structure (north of South Coast Plaza) to the Irvine Cross Feeder (south of UC Irvine). The Orange County Feeder shutdown began on September 18, 2022, and will continue through July 15, 2023. **Current Status**: • All sites – Completed excavation, shoring, and pipe access cutout • All sites – Completed removal of the existing lining • 17 of 18 sites – Completed buttstrap installation • 16 of 18 sites – Completed mortar lining • 1 of 18 sites – Ongoing mortar lining • Ongoing forming & pouring of concrete encasements and access structures and site restoration  **OC Feeder Shutdown –Site restoration**



R6 Reservoir Rehabilitation

El Toro WD has shut down the 275 Million Gallon R6 Reservoir to replace the aging reservoir liner and cover. The reservoir will be offline from November 2022 through Sept 2023.

AMP Prestressed Concrete Cylinder Pipe (PCCP) Inspection

MET is scheduling a shutdown of the AMP down-gradient of OC-70 from Sept. 29, 2023 – Oct. 5, 2023 to conduct a periodic inspection of the PCCP sections of the AMP. These inspections are to monitor the condition of the high tensile prestressed structural steel wire in the pipe. A rehabilitation project for the AMP to add a structural steel liner to the PCCP sections of the pipeline is currently in design with an estimated start date of late 2027.

Diemer Water Treatment Plant

MET has rescheduled a 7-day shutdown of the Diemer WTP to repair a broken chlorine solution line to **January 5-11, 2024**. Finding a suitable window for this shutdown presented challenges due to numerous maintenance shutdowns by MET and retail agencies as well as fire danger concerns.

Coinciding with the 7-day Diemer shutdown, the following pipelines will also be down for repairs:

- Allen-McColloch Pipeline
- East Orange County Feeder No.1
- East Orange County Feeder No.2
- Lower Feeder (Treated)
- Lower Feeder (Untreated)
- Second Lower Feeder (portions)

General Managers Report
WEROC Status Report

June 2023

JUNE INCIDENTS/EVENTS

- Nothing significant to report

2023 STORM PRESIDENTIAL DECLARATIONS

- Vicki continues to provide technical assistance to others agencies

Orange County's eligibility for assistance remains as:

Identifier	Dates	Eligible Assistance
FEMA: EM-3591-CA	Jan 8, 2023 - Jan 31, 2023	Category B - Emergency protective measures only
FEMA: EM-3592-CA	Mar 9, 2023 and continuing	Category B - Emergency protective measures only
SBA: CA-00376	February 21, 2023 and continuing	Economic Injury as a contiguous County

---

COORDINATION/PARTICIPATION WITH MEMBER AGENCIES AND OUTSIDE AGENCIES MEETINGS OUTSIDE OF PROGRAMS AREAS AND EMERGENCY RESPONSE

- On 6/1, Dave and Janine Vicki attended the Orange County Emergency Management Meeting.
- On 6/2, Vicki attended WACO and provided the WEROC monthly update.
- On 6/5, Vicki attended State Emergency Management Instructor Course training L141 in order to keep her credential active.
- On 6/12, Vicki taught G611 Finance in the City of Fullerton.
- On 6/13, Vicki taught G611 Planning in the City of Fullerton.
- On 6/13, Vicki met with OCWD in preparation for their tabletop exercise.
- On 6/14, Dave disposed of the old WEROC radios and turned them into Orange County Communications.
- On 6/16, WEROC hosted G611 Logistics training in Fullerton.

- On 6.20, WEROC hosted the WebEOC training in partnership with Orange County Emergency Management Division.
- On 6/22, Vicki attended the Water Policy Dinner at the Westin.
- On 6/23, Vicki met with the CalWARN President regarding the CalWARN Strategic Plan and Website developments.
- On 6/23, Vicki attended the CESA State Board Meeting.
- On 6/27, Vicki taught G611 Management in the City of Fullerton.
- On 6/28, the WEROC team met with YLWD staff and their new personnel responsible for emergency management to onboard the employee to Orange County and how water/wastewater emergency communications and coordination work here in the county.
- On 6/28, Vicki attended the Orange County Emergency Management Division Integrated Preparedness Plan Meeting. WEROC provided its overview for the next 3 years covering plans, organization meetings, trainings and exercises.
- On 6/28, Vicki attended the OCEMO technology committee meeting.
- On 6/29, Vicki and Dave taught G611 Operations in the city of Fullerton.

PLANNING AND PROGRAM EFFORTS

EOC Readiness & EOC Project
The WEROC team continues to work on the decommissioning plan for the WEROC EOC in South County. Target date is September 1st for removal of all WEROC property from the site.

Mobile EOC Project - Refer to Discussion item #2
An Action item presentation will be presented to the board An update will be presented at the August P&O Committee Meeting.

IT & Cyber Security
WEROC continues to send out important information to the Cyber Security Distribution Group as received from DHS or the OCIAC.

Dave continues to be temporarily loan to support the IT Department because of his knowledge and expertise. At this time, approximately 70 % of Dave's time is being spent on the IT projects, staff support and the onboarding of the new contractor (Accent). Dave is tracking is hours and costs are being accounted for accordingly.

Resource Requests and Member Agency Inventory Lists
Janine continues to obtain information from WEROC member agency to update the inventory lists. The project is 92% complete.

Training and Exercises
WEROC team is working on the May Next Wave Operational Area Exercise After Action Report.

Vicki conducted five (5) - G611 classes in the city of Fullerton in the month of June. A total of 132 students attended these courses.

OCWD Tabletop Exercise had to be postponed due to the WEROC Director of Emergency Management illness. Date is TBD.

6/20 Janine hosted WebEOC training for all our water and wastewater agencies.

The WEROC training schedule for the next 6 months has been created. Vicki will be tracking a total of 14 ICS & EOC related trainings.

BLANK PAGE

Status of Water Use Efficiency Projects
June 2023

Description	Lead Agency	Status % Complete	Scheduled Completion or Renewal Date	Comments
SoCal Water$mart Residential Indoor Rebate Program	MWDSC	Ongoing	Ongoing	In May 2023, 138 high efficiency clothes washers and 7 premium high efficiency toilets were installed in Orange County. To date, 128,199 high efficiency clothes washers and 60,991 high efficiency toilets have been installed through this program.
SoCal Water$mart Commercial Rebate Program	MWDSC	Ongoing	Ongoing	In May 2023, 212 CII premium high efficiency toilets were installed in Orange County. To date, 115,199 commercial devices have been installed through this program.
Flow-Monitoring Device Rebate Program	MWDSC	Ongoing	Ongoing	In May 2023, 18 flow-monitoring devices were installed in Orange County. To date, 100 flow-monitoring devices have been installed through this program.
Smart Timer Rebate Program	MWDSC	Ongoing	Ongoing	In May 2023, 95 residential and 161 commercial smart timers were installed in Orange County. To date, 32,269 smart timers have been installed through this program.
Rotating Nozzles Rebate Program	MWDSC	Ongoing	Ongoing	In May 2023, 50 rotating nozzles were installed in Orange County. To date, 578,208 rotating nozzles have been installed through this program.
Rain Barrel Rebate Program	MWDSC	Ongoing	Ongoing	In May 2023, 33 rain barrels were installed in Orange County. To date, 8,857 rain barrels have been installed through this program.
Turf Removal Program	MWDOC	Ongoing	Ongoing	In May 2023, 63 rebates were paid, representing $810,836.37 in rebates paid this month in Orange County. To date, the Turf Removal Program has removed approximately 26.3 million square feet of turf.

Description	Lead Agency	Status % Complete	Scheduled Completion or Renewal Date	Comments
Spray to Drip Rebate Program	MWDOC	Ongoing	Ongoing	In May 2023, 26 rebates were paid, representing $89,637.85 in rebates paid this month in Orange County. To date, the Spray to Drip Program has converted approximately 2.8 million square feet of standard spray irrigation to drip irrigation.
Landscape Design and Landscape Maintenance Assistance Programs	MWDOC	Ongoing	Ongoing	In May 2023, 4 landscape design packages and 12 landscape maintenance packages were delivered to MWDOC Turf Removal Program customers. To date, 726 landscape design packages and 266 landscape maintenance packages have been delivered to MWDOC Turf Removal Program customers.
Industrial Process/ Water Savings Incentive Program (WSIP)	MWDSC	Ongoing	Ongoing	This program is designed to improve water efficiency for commercial customers through upgraded equipment or services that do not qualify for standard rebates. Incentives are based on the amount of water customers save and allow customers to implement custom water-saving projects. Total water savings to date for the entire program is 1,291 AFY and 6,379 AF cumulatively.
Recycled Water Retrofit Program	MWDSC	Ongoing	Ongoing	This program provides incentives to commercial sites for converting dedicated irrigation meters to recycled water. To date, 183 sites, irrigating a total of 1,676 acres of landscape, have been converted. The total potable water savings achieved by these projects is 3,692 AFY and 23,769 AF cumulatively.

Public & Governmental Affairs Activities Report
May 31, 2023 – June 27, 2023

Item 8d

Community and Member Agency Relations	Public Affairs Staff: • Coordinated and hosted the 2023 MWDOC Water Awareness Poster Contest (Poster Contest) Awards Ceremony at Shipley Nature Center • Submitted Poster Contest entries to the regional Water is Life poster contest through Metropolitan Water District of Southern California (Metropolitan) • Attended the Anaheim Green Expo, provided 400+ residents with promotional items and information on MWDOC programs • Coordinated and co-hosted the Westminster Watersmart Conservation Garden Grand Opening along with park partners • Set up the Metropolitan Traveling Art Show in the MWDOC lobby Government Affairs Staff: • Participated in the OCBC Infrastructure Committee meeting and provided a brief update on MWDOC activities of relevance • Distributed the monthly Grants Tracking and Acquisition Report to all member agencies
Education	Public Affairs Staff • Created California Native plant and water-smart landscaping techniques handouts for Westminster Watersmart Conservation Garden visitors, park signage, and social media • Met with Ten Strands contractor and retired Orange County Department of Education staff to discuss hands-on Science Technology Engineering Art and Mathematics (STEAM) lesson plans related to outdoor spaces and water conservation • Met with Metropolitan Water District of Southern California (Metropolitan) to provide input on a Strengths Weaknesses Opportunities and Threats (SWOT) analysis and their education goals for the next two years • Participated in a planning meeting with the Department of Water Resources (DWR), Metropolitan, and West Basin to outline the two-day in-person Water Education Committee (WEC) meeting that the Water Energy Education Alliance (WEEA) will be co-hosting in July 2023 • Met with Tomorrow's Talent to discuss a workforce development panel for the DWR WEC meeting notated above • Participated in a DWR WEC meeting on systems thinking in water education

	• Provided information regarding MWDOC's K-12 Choice School Programs to Orange County water providers
Media Outreach and Distribution	Public Affairs Staff • Prepared and distributed content for social media • Coordinated and co-hosted a press conference for the Westminster Watersmart Conservation Garden Grand Opening led by CBS2 news • Distributed weekly news digests to MWDOC managers and Board • Updated MWDOC website as requested by several departments • Created and shared a promotional video about the Water Awareness Poster Contest: https://youtu.be/_ilfftH7eqg • Created a microsite highlighting the Westminster Watersmart Conservation Garden. Park signage includes a QR code linking directly to www.ocwatersmartparks.com for MWDOC resources. • Began discussions with Save Our Water for MWDOC and OC water provider participation in the Orange County Fair • Prepared and distributed Press Release: o 'Westminster Watersmart Conservation Garden' To be Unveiled as Water Awareness Month Comes to a Close • Submitted news to ACWA (Association of California Water Agencies) o MWDOC's Leak Detection Program Saves Water and Money • Wrote, designed, and prepared content and distributed MWDOC June eCurrents o Sent to 10,228 recipients o Open Rate 62% (6,083 opens) ▪ Industry average 28%
Special Projects	Public Affairs Staff: • Coordinated and implemented a Request for Proposals process – including interviews – for the Strategic Digital Communications contract award • Provided second round of headshots for the website to the MWDOC Board and staff • Sent out second and final invites for the June 22, 2023, MWDOC Water Policy Forum & Dinner featuring keynote speaker, Ed Ring • Coordinated event logistics with the Westin South Coast Plaza Hotel and AMVS Audio Visual for the MWDOC Water Policy Forum & Dinner

	• ***Speakers Bureau – Emcee, Director Larry Dick*** Coordinated logistics and hosted the MWDOC Water Policy Forum & Dinner with Edward Ring at The Westin South Coast Plaza on Thursday, June 22, 2023 • Met with Western Municipal Water District to discuss outreach activities and developing programs and initiatives Governmental Affairs Staff: • Attended the MWDOC Ad-Hoc Committee meeting on the LAFOC Focused MSR • Participated in the CSDA Professional Development Committee meeting where we reviewed and scored all CSDA award nominations. Winners will be announced at the fall conference. • Staffed the June WACO hybrid meeting with two in=-person attendees, featuring speaker Dr. Emily Fairfax on the importance of beavers and the ecosystem. • Attended (via Zoom) the San Diego LAFCO meeting on the Rainbow MWD/Fallbrook PUD request to annex to EMWD • Staffed the ISDOC Executive Committee meeting • Reviewed and edited the ISDOC Executive Committee minutes • Staffed the WACO Planning Committee meeting • Circulated the ISDOC Scholarship overview letter and application to all ISDOC members and coordinated with CSDA staff • Staffed the ISDOC Quarterly Luncheon meeting
Legislative Affairs	Governmental Affairs Staff: • Attended the ACWA State Legislative Committee meeting • Participated in the Southern California Water Coalition Legislative Task Force Committee meeting • Met with SDCWA legislative staff to discuss various bills pending in the Legislature • Met with legislative staff from MWD to discuss pending amendments to AB 1572 (Friedman), re: “non-functional” turf • Attended the CMUA Regulatory Committee meeting • Participated in the CMUA Legislative Committee meeting • Met with Chris Palmer of CSDA to review and discuss CSDA priority legislation and local issues • Participated in the CSDA Legislative Committee meeting • Met with Jay Jefferson to discuss MWD’s position/activities moving forward on the water rights legislation • Monitored the MWD Communication and Legislation • Met with Assembly Member Kate Sanchez’s chief-of-staff to discuss legislation affecting Orange County • Participated in numerous calls with MWDOC’s advocates at NRR to discuss pending federal issues • Participated in the MWD Legislative Coordinators Meeting

	• Attended the ACC-OC Legislative Committee meeting
Outreach Metrics	Public Affairs Staff: • Google Performance Analytics (May 2023) o 1,113 MWDOC business listing searches o 225 business profile interactions o 2,562 people viewed the business profile • Website Analytics (GM report timeframe) o 10,695 pageviews o Top pages for this date range ▪ Home page ▪ Water Use Efficiency ▪ Residential Rebates ▪ Board Meeting • Social Media (GM report timeframe) *According to Hootsuite – the global leader in social media management –a good engagement rate is between 1% to 5%. For this time period, MWDOC's engagement rate is at 4.398%* o 31,938 Post reach (number of people) o 1,402 Post engagement (actions taken – likes, shares, etc.)